

CFE Secondary Data Analysis

March 2019 Report

Contents

INTRODUCTION

- P3... Executive Summary
- P5... Background & Context – The Realist Evaluation Framework
- P8... Research Objectives
- P9... Methodology
- P10... Sample & Demographics

P12... OVERVIEW AND KEY COMPARISONS

- P13... West Yorkshire v National Average
- P14... NCOP vs Non-NCOP
- P15... Gender
- P16... Ethnicity
- P19... School Year/Stage
- P22... Regional/Ward Breakdown

STATISTICAL REGRESSION MODELLING

- P26... What drives 'Intentions to apply to Higher Education'?

DIFFERENCES OVER TIME – DISTANCE TRAVELLED

- P32... Baseline v Follow-up
- P33... Matched Individuals (Repeat Respondents)
- P34... Impact of Activity

KEY THEMES IN DEPTH

- P36... Knowledge
- P37... Attitudes
- P38... Aspirations & Intentions
- P39... Barriers to Higher Education
- P40... Parental Influence

P42... Conclusions & Considerations

APPENDICES

- P43... Full Data Tables
- P101... Findings By School



Executive Summary (1/2)

West Yorkshire NCOP learners' Aspirations and Intentions are in line with the national average.

Over 50% of sixth form/college learners plan to study at university or another HE institution after Year 13, and over 50% of school age learners plan to go on to Further Education after Year 11.

Levels of Knowledge reported in West Yorkshire compare favourably against the National Average - particularly on 'Application Knowledge' statements such as 'how to apply through UCAS'.

NCOP learners show less favourable scores than Non NCOP learners across most metrics - they are less likely to feel that they would 'fit in' or succeed in Higher Education.

NCOP learners are more likely to suggest that they 'would like to study at an FE college after Year 11' or 'would like to study at HE level after Year 13'. However Non NCOP learners are more likely to suggest that they 'definitely will apply to HE'. This would appear to indicate a gap between what NCOP learners 'would like to do' and their confidence and likelihood to actually follow through with this desire.

'Attitudes' are far more important than 'Knowledge' in driving 'Intentions to apply to Higher Education'.

Perceptions of HE being 'for people like me' is the most important driver of Intentions.

Knowledge of 'support', both financial and general, have relatively little impact on intentions.

'Motivation to do well' is more important for NCOP learners than Non NCOP.

'Grades' and 'costs' are the most common factors that 'put learners off' applying to HE.

However, uncertainty about 'what to study' or 'what to do in future', as well as 'worry about fitting in' are also frequently mentioned, and more so for NCOP than Non NCOP learners.

Male learners show less favourable scores than Female students across most metrics and are significantly more likely to say that they 'don't know' whether they will apply to HE.

Male learners appear to be more confident in their own abilities, but less motivated.

They are more driven by their perceptions of their own ability; if they feel they might struggle, they are less motivated than female learners to try.

White learners show less favourable scores than Non White learners across most metrics.

Black learners show the most positive Attitudes, Aspirations and Intentions towards HE, while Asian learners express the most knowledge.

Executive Summary (2/2)

Family and friends are the most common sources of knowledge or advice that learners speak to, more so than any school, college or university staff.

According to learners' survey responses, over 60% of parents think that 'going to university is a good idea'. This figure is significantly higher for NCOP than Non NCOP learners.

Parents are significantly more likely to think that 'going to university is a good idea' for Female learners, and significantly more likely to think that Male learners 'should get a job'.

Sixth Form/College learners give significantly more positive responses than those at School (Years 9-11) across almost all key questions.

Knowledge appears to grow steadily throughout Years 9 to 12, before a sharp increase in Year 13.

This trend appears to be flatter between the School Years 9-11 when it comes to Attitudes, with more steep increases being seen from Year 11 to 12, before further increases in Year 13.

Aspirations appear to be relatively stable across School Years, showing a marked increase among Sixth Form/College learners. Year 13s are most likely to say that they 'definitely will apply' to HE.

Wards close to central Leeds tend to score relatively high across key metrics with wards around Castleford and Wakefield areas tending to score relatively low (with the exception of Castleford Whitford, which performs well).

City & Holbeck, Beeston, Wortley and Middleton score consistently above average across key metrics.

Castleford Ferry Fryston, Castleford Glasshoughton and Featherstone score consistently low.

There is some evidence of positive impacts of NCOP activity, between the baseline and follow-up waves, however this is based on a limited sample of matched individuals.

We see a significant improvement in the proportion who 'definitely will apply to HE' as well as Knowledge of 'costs' and 'financial support' among those learners who engaged in activity.

However, there is insufficient data at this point to identify the role of any specific activities or other factors at play.

Background & Context (1/3)

The Realist Evaluation Framework

In recent years, HE policy in widening participation has shifted towards a model whereby universities now offer the mainstay of widening participation (WP) provision. More recently, the Auger Review (expected by the summer of 2019) has 'widening access' as a main aim (HoC, 2018), inferring that widening participation activity will likely be the means by which underrepresented communities continue to be supported. Furthermore, OfS (Office for Students) also notes the importance of collaborative work in the community to improve HE access and that this should be evidence-led (OfS, 2019). A major development is that universities that plan to charge the full extent of fees must ensure that access arrangements are in place so that historically underrepresented students are able to participate. This has further prompted a shift in how widening participation is now shaped. In particular, access and participation plans are submitted to OfS (Office for Students) annually for approval by the Director of Fair Access to Higher Education. They set out institutional commitments to improve access for underrepresented groups through improving:

Equality of opportunity for underrepresented groups to access, succeed in and progress from higher education. They include the provider's ambition for change, the measures it will put in place to achieve that change, the targets it has set and the investment it will make to deliver the plan (OfS, 2018: 4).

At the end of February 2019 the OfS announced new guidance on access and participation plans including a much longer term planning cycle and significantly an increased focus on evaluation with an evaluation self-assessment tool for providers to use in their submissions. A large part of the new guidance is whilst unsurprising, welcome by practitioners in the sector of WP activity. More strategic planning cycles and an increased focus on finding out what works and why opens up the opportunity for deeper understanding and innovative research in this area.

Amidst this background of change is the implementation of the pilot programme the National Collaborative Outreach Programme (NCOP). In the West Yorkshire area this initiative "brings together 29 partnerships of universities, colleges and other local partners to deliver outreach programmes to young people aged 13-18", and is focused "on local areas where higher education participation is lower than might be expected given the GCSE results of the young people who live there" (OfS, 2018a). Furthermore, the NCOP explicitly seeks to engage with high quality "research on areas with an unexplained gap in participation to determine where investment can be targeted", to ascertain the needs of socially disadvantaged groups and, crucially, to "boost the numbers of young people from disadvantaged backgrounds going into higher education" (OfS, 2018b). This has precipitated innovative approaches to evaluation that are tailored to NCOP delivery models, with the focus on an experimental nature to find different types of evaluation that fit the range of communities that NCOP operate within. In the case of GHWY (Go Higher West Yorkshire), we have focused on the realist evaluation approach, a theoretical framework that is allowing fresh insights into the diversity of West Yorkshire.

Background & Context (2/3)

The Realist Evaluation Framework

Our choice to use realist evaluation is primarily because of the increasing importance of effective evaluation of WP across the HE sector, particularly stressing the need to ascertain ‘what works best’ (Office for Fair Access, 2013: 3). However, we want to go beyond ‘what works best’ to more complicated modes of enquiry. The range of consortia now involved in delivering WP means a multitude of approaches are at play, with many current forms of evaluation sufficiently useful in informing us ‘what potentially works’. Yet, we do not always know how, why and in what circumstances particular WP programmes or activities work. Harrison (2018) notes that, despite the well-intentioned nature of WP policy, some measures have become ‘deadweight’ (where there is an assumption that the introduction of a resource will always lead to an associative, positive outcome), and stresses, “we need evaluations that focus [on] changes not outcomes” (Harrison, 2018).

At the beginning of the project, we devised several programme theories that have since informed the practice of GHWY. These programme theories act as a reference point regarding how an initiative is meant to work:

1. Supporting the parent/carer with appropriate information, and improving links with the school, will influence the young person to take the step into HE.
2. Improving understanding of the value of HE, the costs, and the range of jobs available in industry will influence the young person to take the step into HE (e.g. work experience industry visits, employer talks, and employability links).
3. Supporting and mentoring the young person and giving them more focused attention, confidence and support will influence the young person to take the step into HE.
4. Reaching into a young person’s community will change culture and support a young person to take the step into HE.
5. Using positive role models to raise awareness of HE will support a young person to take the step into HE.
6. Taking young people/parents and carers out of their usual environment and into new and challenging contexts/places (e.g. industry visits and HE tours) can change perceptions and perspectives and will support a young person to take the step into HE.
7. Good quality, sustained careers information, advice and guidance (CIAG) will ensure young people make informed choices.
8. Trained teachers get greater job satisfaction and an improved job satisfaction from being given more time to invest in young people on an individual level.
9. Trained teachers benefit from peer support across the NCOP programme and feel less isolated in this position, with a better work life balance than in a purely teaching based role.

Background & Context (3/3)

The Realist Evaluation Framework

As a result of our ongoing analysis, we have slightly reworked these programme theories relating to work with teachers and school-based staff. Following our HEPO (Higher Education Progression Officer) focus group, the following programme theories were a better fit to describe the relationship between this strand of work and its predicted outcomes:

10. Good quality CPD will equip school/college-based staff with the skills and information to support young people to make informed choices.
11. Dedicated progression staff in schools/colleges have more time to invest in young people and support them in planning for their future.
12. Dedicated progression staff in schools/colleges facilitate the delivery of outreach activity aimed at helping young people to make informed choices.

Based on these programme theories, substantial initiatives have been created to support underrepresented groups of young people to progress onto higher education in the West Yorkshire area. As part of our realist evaluation, we have devised many initiatives to explore the programme theory framework thoroughly. Some examples include the Castleford Housing Project – where young people have been encouraged to learn about the construction sector through the involvement of GHWY, HE providers and local businesses. This has led to substantial learning gains for young people in this community about the HE courses and types of knowledge needed to progress into the construction sector. Other projects have focused on the challenges that parents face in advising young people about HE – such as our ‘Parents / Carers’ empirical research. This work illuminated the challenges that WP has in reaching out to ‘hard-to-engage’ parents and provided workable solutions to passing on important information related to HE progression in the appropriate manner. It is amidst this backdrop that quantitative and qualitative research is positioned, enabling deeper insights across the programme theories and supporting the overall evaluation framework for the NCOP in this area.

Research Objectives

Key Objective

To investigate and evaluate CFE Survey data across the Go Higher West Yorkshire network; to identify differences by demographics and regions, as well as 'need gaps' and any changes over time from baseline to follow-up survey waves.

Data Analysis

A full interrogation of the datasets, with an exploration of the following areas;

- **Measure current level of knowledge, attitudes, aspirations and intentions to apply to Higher Education** – survey questions themed and aggregated into key insight areas, based on the survey.
- **Explore 'need gaps' by demographic variables** in order to identify high and low levels of knowledge, attitude, aspiration and intent. Interventions can then be strategically mapped to 'cold spot' areas of greater need.
- **Track any shifts** or transition in knowledge, attitude, aspiration and intention between the first and second wave datasets and **statistically test any changes for causality**.
- Overall **analysis of all measures** included within the survey.

Advanced analytical analysis

First stage; Analytical analysis was carried out on the survey data to identify any statistically significant variances/commonalties by demographic group, sub-groups within the data.

Second stage, regression analysis; additional statistical testing was also completed. Regression analysis should complement the first stage of analysis, providing more in-depth insight, by examining the influence of one or more independent variables on a dependent variable. This could be a positive or negative influence.

The following sample characteristics are explored in the analysis;

- Geographical location – wards
- NCOP and non-NCOP wards
- Gender
- Ethnicity
- School
- Year group

Research Commissioned and supported by:

Anna Woodhouse & Jemma Basham,
Go Higher West Yorkshire

Methodology

This report documents our analysis of CFE survey data from the Go Higher West Yorkshire region, provided by the Go Higher West Yorkshire team, across an initial 'baseline' survey and a subsequent follow-up survey conducted.

We received approximately 8000 survey response records (5000 baseline, 3000 follow-up) from GHWY, but required to complete a number of cleansing and quality checking procedures prior to analysis.

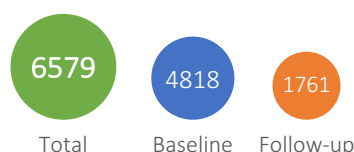
Data Cleansing and Quality Checks

- Removing records where consent was not provided
- Removing any obviously unreliable records e.g. where learners gave fake names, didn't provide serious responses and/or gave 'flat-line' responses (e.g. always selecting the same scale responses)
- Removing records with large sections missing, indicating a lack of completion or validity of response

Reasonable steps were taken to address each of these points, however due to the large amount of data and difficulty evaluating every record it is possible that some incomplete or unreliable responses remain.

This left us with the following number of records in our

Final Analysis Sample:



All statistically significant differences between relevant comparison groups are highlighted throughout the report, using a 95% confidence interval

Identifying Key Questions for analysis

In order to meet the objectives to evaluate levels of Knowledge, Attitudes, Aspirations and Intentions towards Higher Education, we identified the following Key Questions relating to each of these themes. These were agreed with GHWY prior to completing our full analysis.

Knowledge

Q5 'Application Knowledge' How much do you know about the following aspects of applying to higher education?

Q6 'Participation Knowledge' How much do you know about the following aspects of higher education study?

Attitudes

Q11 'Attitude & Confidence' How much do you agree with the following statements about higher education?

Q12 'Attitude & Personal Gain' How much do you agree with the following statements about higher education?

Aspirations

Q4 How much do you agree with the following statements about your aspirations for the future?

Intentions

Q8 How likely are you to apply to higher education at age 18 or 19?

Note regarding 'grouping' of responses:

For those measures included in the National Report, we have reported 'top box' scores e.g. 'Strongly Agree' for comparability. In some other cases we have combined responses across the top 2 or 3 response options e.g. 'Agree'/'Strongly Agree', where we feel it would be more beneficial to consider a broader range of responses. The metrics used are clearly labelled throughout the report.

Due to the lack of a single standout key question for Knowledge or Attitudes (there were two questions each which were identified as being key to these themes), each of these questions and their attributes are included in the report and labelled and described according to the descriptions shown e.g. 'Application Knowledge' where necessary.

We also conducted **Statistical Regression Modelling** to identify to what extent each of the Knowledge, Attitude and Aspiration statements drives Intention

Intentions were selected as the dependent variable as this was seen to be the key student outcome measured by the surveys, which Knowledge, Attitudes and Aspirations feed into and ultimately drives their likely destination in Higher Education.

A full explanation of the method used for this component of our analysis can be found on page 26.



Sample & Demographics

Our analysis captured over six and a half thousand responses across West Yorkshire, with the majority of these coming from the baseline survey.

Overall we have an equal split between NCOP and Non NCOP learners (fig 1), however there were a significantly greater proportion of NCOP learners in the baseline survey.

Similarly, there were a number of other differences in demographic composition across baseline and follow-up surveys, making direct comparisons between the two waves difficult; however we have shown a comparative view of scores in each wave on page 32, taking into account the context of these two time periods.

4818

Baseline

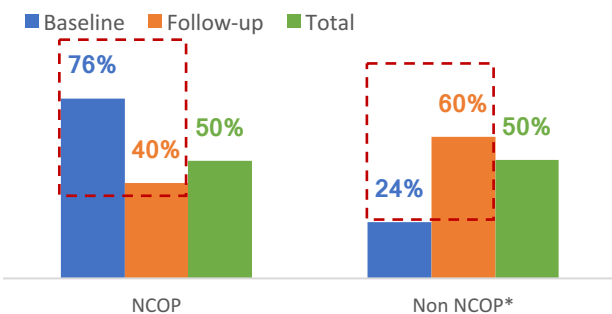
1761

Follow-up

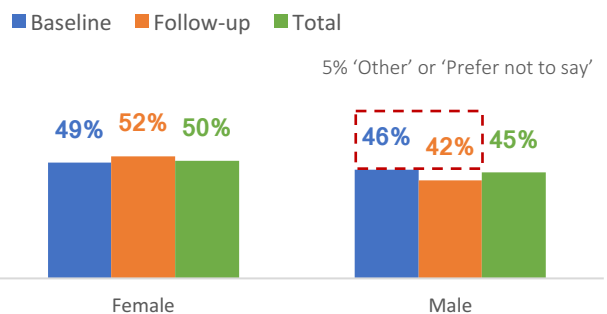
6579

Total

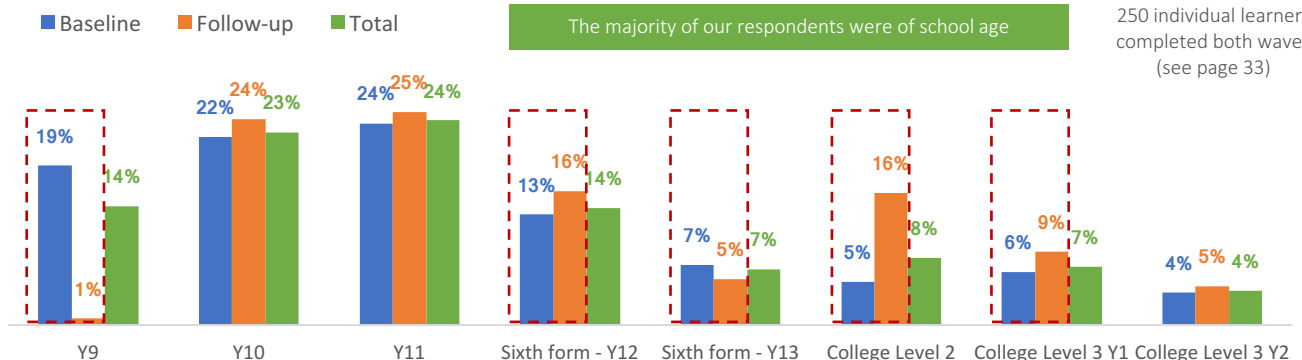
NCOP v Non NCOP (Fig 1)



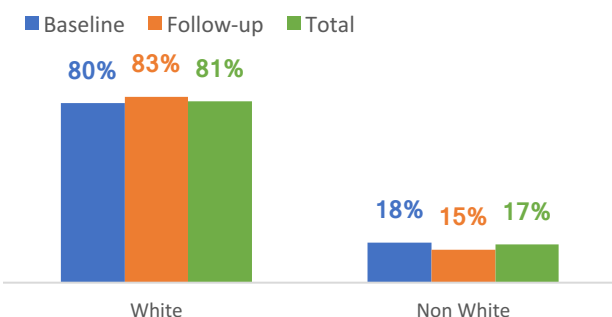
Gender (Fig 2)



Year Group (Fig 3)



Ethnicity (Fig 4)



	Baseline	Follow-up	Total
White	80.3%	83.3%	81.1%
Asian	9.1%	8.1%	8.8%
Black	4.4%	1.6%	3.6%
Mixed	2.3%	2.0%	2.3%
Gypsy or Traveller	1.3%	1.6%	1.4%
Arab	0.4%	0.9%	0.5%
Other	0.6%	0.6%	0.6%
Prefer not to say	1.7%	1.9%	1.7%

The full list of ethnicity options has been grouped up as follows:

White: White - British, - Irish, - Scottish, Other White Background

Asian: Asian or Asian British - Indian, - Pakistani, - Bangladeshi, Chinese, Other Asian Background

Black: Black or Black British - Caribbean, - African, Other Black Background

Mixed: Mixed White and Black Caribbean, Mixed White and Black African, Mixed White and Asian, Any other mixed background

Gypsy or Traveller - Irish Traveller, Gypsy or Traveller

*'Non NCOP' refers to learners whose postcode could not be matched against the NCOP target list, but we cannot guarantee that this is 100% accurate.

Statistically significant difference

Contents

INTRODUCTION

- P3... Executive Summary
- P5... Background & Context – The Realist Evaluation Framework
- P8... Research Objectives
- P9... Methodology
- P10... Sample & Demographics

P12... OVERVIEW AND KEY COMPARISONS

- P13... West Yorkshire v National Average
- P14... NCOP vs Non-NCOP
- P15... Gender
- P16... Ethnicity
- P19... School Year/Stage
- P22... Regional/Ward Breakdown

STATISTICAL REGRESSION MODELLING

- P26... What drives 'Intentions to apply to Higher Education'?

DIFFERENCES OVER TIME – DISTANCE TRAVELLED

- P32... Baseline v Follow-up
- P33... Matched Individuals (Repeat Respondents)
- P34... Impact of Activity

KEY THEMES IN DEPTH

- P36... Knowledge
- P37... Attitudes
- P38... Aspirations & Intentions
- P39... Barriers to Higher Education
- P40... Parental Influence

P42... Conclusions & Considerations

APPENDICES

- P43... Full Data Tables
- P101... Findings By School

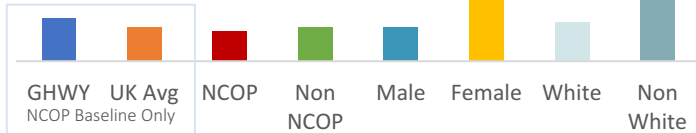


Overview & Key Comparisons

West Yorkshire NCOP learners' Aspirations and Intentions are in line with the national average, and their levels of Knowledge compare favourably (see page 13 for detail)

Application Knowledge (Q5 "A lot")

GHWY Overall

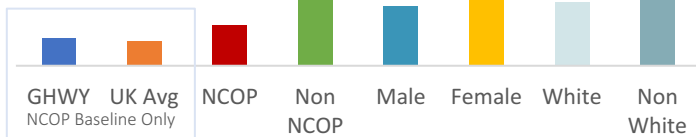


NCOP learners show less favourable scores than Non NCOP learners across most metrics; significantly around 'Attitude & Confidence' (p14)



Participation Knowledge (Q6 "A lot")

GHWY Overall

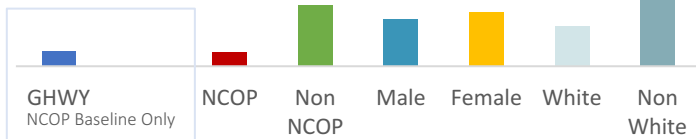


Male learners show less favourable scores than Female students across most metrics; significantly around 'Attitude & Personal Gain' (p15)



Attitude & Confidence (Q11 "Strongly Agree")

GHWY Overall

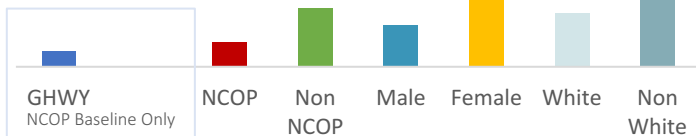


White learners show less favourable scores than Non White learners across most metrics. Black learners tend to give the highest scores (p16)



Attitude & Personal Gain (Q12 "Strongly Agree")

GHWY Overall

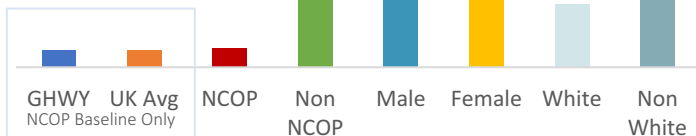


Wards close to central Leeds tend to score relatively high across key metrics, with Wards around Castleford and Wakefield areas tending to score relatively low (with the exception of Castleford Whitford, which performs well) (p22)



Aspirations (Q4 "Strongly Agree")

GHWY Overall

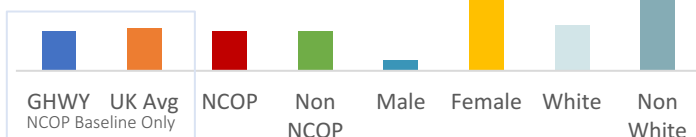


There is some evidence to show some positive impacts of NCOP activity, between the baseline and follow-up waves, however this is based on a limited sample of matched individuals (p34)



Intentions to Apply to HE (Q8 % Top 3 Likelihood)

GHWY Overall



Our statistical modelling shows that 'Attitudes' are far more important in driving 'Intentions to apply to Higher Education' than 'Knowledge' – improving attitudes should be the key focus (p26)

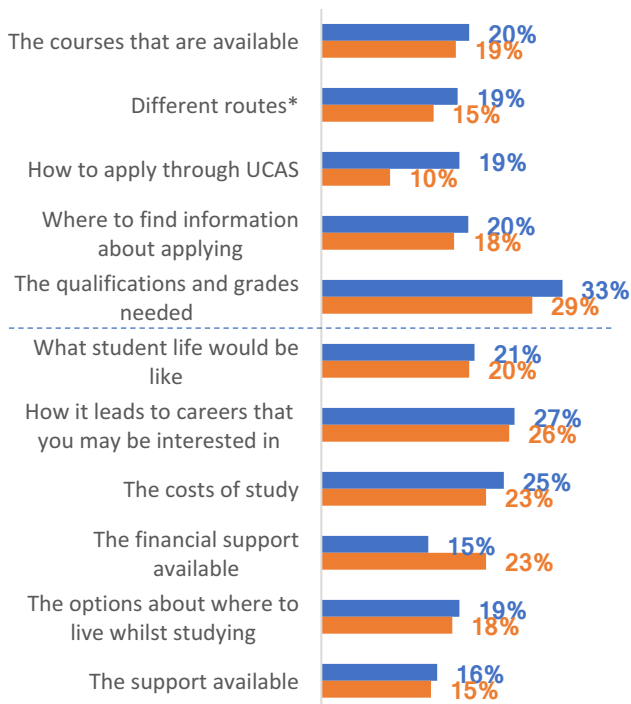


West Yorkshire v National Average (NCOP)

- Aspirations and Intentions towards HE among West Yorkshire NCOP learners are closely comparable to the national average (figs 7,8)
- Knowledge of HE within West Yorkshire appears to be better than average, particularly on Q5 ('Application Knowledge') statements such as 'how to apply through UCAS'. One exception where West Yorkshire falls below average is Q5 ('Participation Knowledge') knowledge of 'the financial support available' (fig 5)
- Attitude statements (fig 6) were not included in the CFE National Report, but we can see that West Yorkshire learners have more positive attitudes towards Q12 'personal gain' than they do Q11 'confidence'

Knowledge (Fig 5)

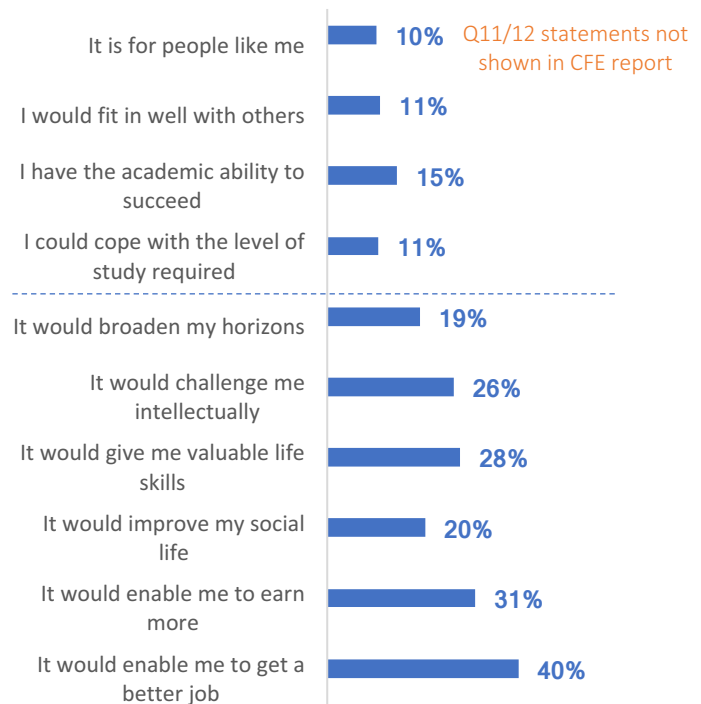
Q5/6 How much do you know about the following aspects of applying to higher education?
% "A lot"



*Different routes such as: higher/degree apprenticeships, distance learning, and HE in an FE setting

Attitudes (Fig 6)

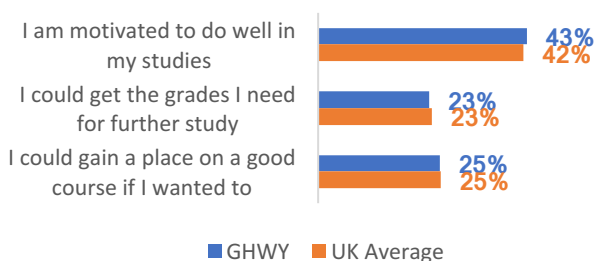
Q11/Q12 How much do you agree with the following statements about higher education?
% "Strongly Agree"



Q11/12 statements not shown in CFE report

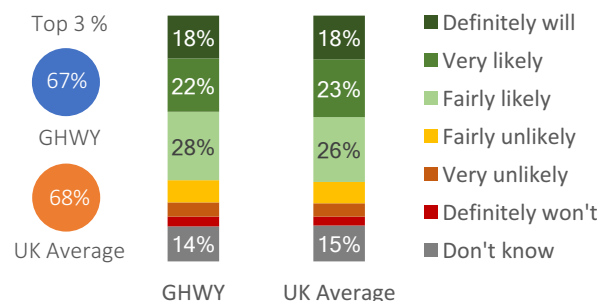
Aspirations (Fig 7)

Q4 How much do you agree with the following statements about your aspiration for the future?
% "Strongly Agree"



Intentions (Fig 8)

Q8 How likely are you to apply to higher education at age 18 or 19?



Top 3 %

67%

68%

UK Average

GHWY

UK Average

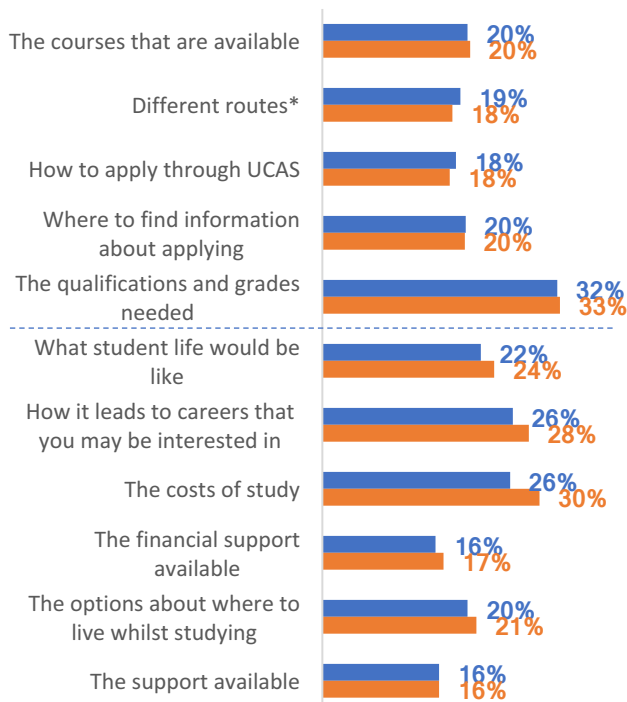
Definitely will
Very likely
Fairly likely
Fairly unlikely
Very unlikely
Definitely won't
Don't know

NCOP v Non-NCOP

- NCOP learners show significantly less positive Aspirations than Non NCOP learners (fig 11)
- NCOP learners are also significantly less likely to say that they 'Definitely will apply to HE', although their top 3 (definitely, very likely, fairly likely) % is the same as Non NCOP learners (fig 12)
- NCOP learners show significantly less positive responses to Q11 'Attitude & Confidence' statements and less positive responses to most Q12 'Attitude & Personal Gain' statements (fig 10)
- There are no significant difference between NCOP and Non NCOP learners with regards to Knowledge, although Non NCOP learners score slightly higher on most Q6 'Participation Knowledge' statements (fig 9)

Knowledge (Fig 9)

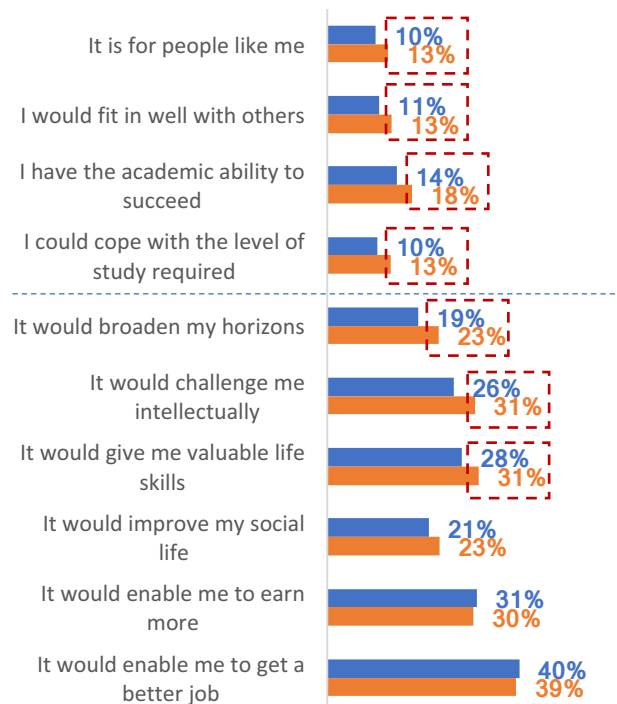
Q5/6 How much do you know about the following aspects of applying to higher education?
% "A lot"



*Different routes such as: higher/degree apprenticeships, distance learning, and HE in an FE setting

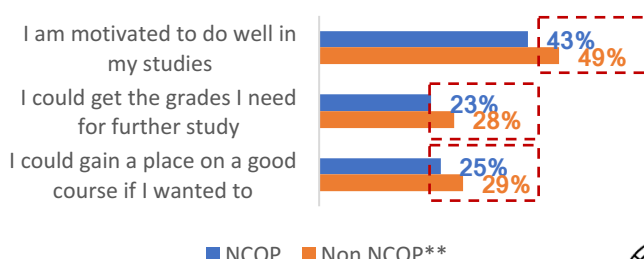
Attitudes (Fig 10)

Q11/Q12 How much do you agree with the following statements about higher education?
% "Strongly Agree"



Aspirations (Fig 11)

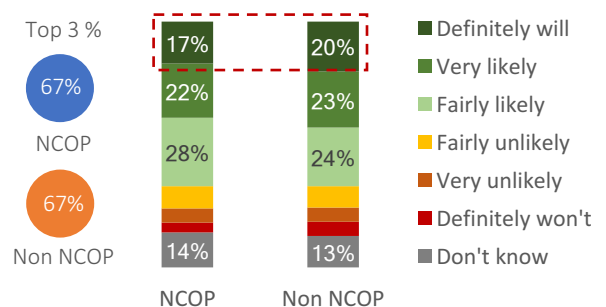
Q4 How much do you agree with the following statements about your aspiration for the future?
% "Strongly Agree"



■ NCOP ■ Non NCOP**

Intentions (Fig 12)

Q8 How likely are you to apply to higher education at age 18 or 19?



Top 3 %

67%

NCOP

67%

Non NCOP

NCOP

Non NCOP

■ Definitely will
■ Very likely
■ Fairly likely
■ Fairly unlikely
■ Very unlikely
■ Definitely won't
■ Don't know



14

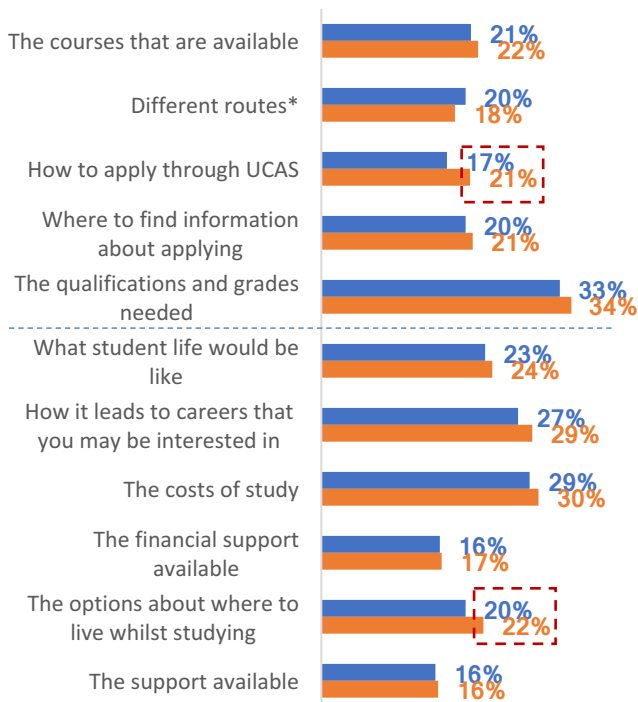
**Non NCOP* refers to learners whose postcode could not be matched against the NCOP target list, but we cannot guarantee that this is 100% accurate.

Gender

- Female learners show significantly more positive Intentions towards HE, with Male learners being significantly more likely to say that they 'don't know' whether they will apply to HE (fig 16)
- Male learners appear to be more confident in their own abilities, being significantly more likely to agree that 'I have the academic ability to succeed' (fig 14) and 'I could get the grades I need for further study' (fig 15); however female learners are significantly more 'motivated to do well in my studies' (fig 15) and give significantly more positive responses to most Q12 'Attitude & Personal Gain' statements (fig 14) – with the exception of 'It would enable me to earn more', where male learners give more positive responses

Knowledge (Fig 13)

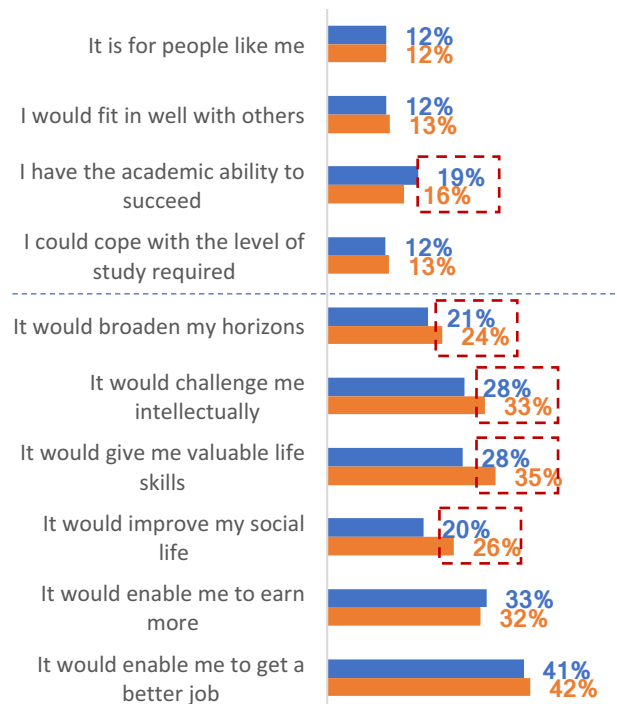
Q5/6 How much do you know about the following aspects of applying to higher education?
% "A lot"



*Different routes such as: higher/degree apprenticeships, distance learning, and HE in an FE setting

Attitudes (Fig 14)

Q11/Q12 How much do you agree with the following statements about higher education?
% "Strongly Agree"



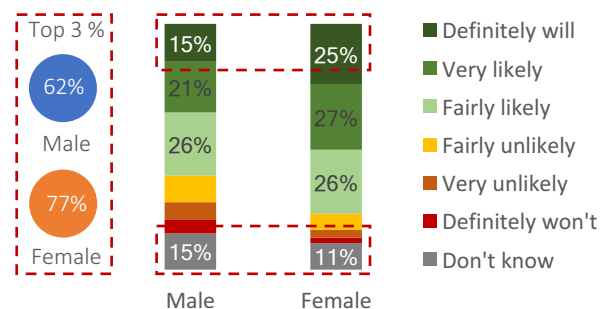
Aspirations (Fig 15)

Q4 How much do you agree with the following statements about your aspiration for the future?
% "Strongly Agree"



Intentions (Fig 16)

Q8 How likely are you to apply to higher education at age 18 or 19?

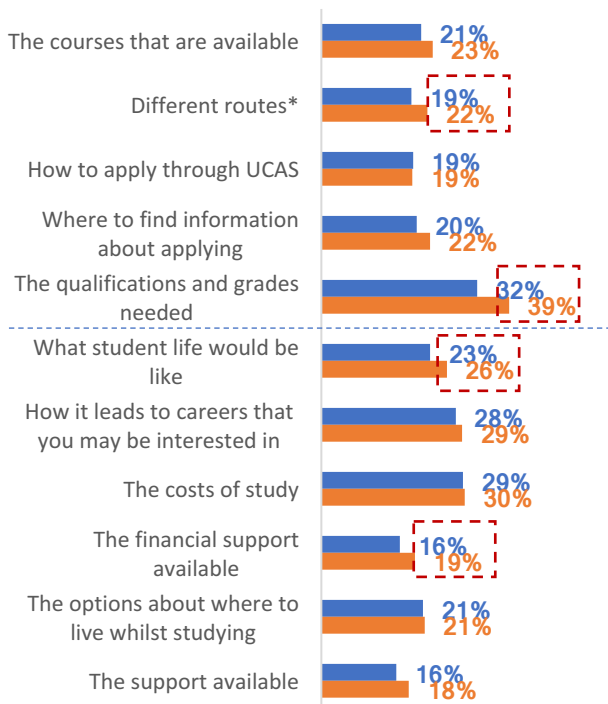


Ethnicity – White v Non-White

- White learners show significantly less positive Intentions towards HE than Non White learners (fig 20)
- Non White learners show more positive responses across all Attitudes statements, significantly so for four statements (fig 18)
- Non White learners show greater Knowledge across the majority of statements, significantly so for four statements (fig 17)
- There are no significant differences between White and Non White learners' Aspirations; though Non White learners give slightly more positive responses on two out of three statements (fig 19)

Knowledge (Fig 17)

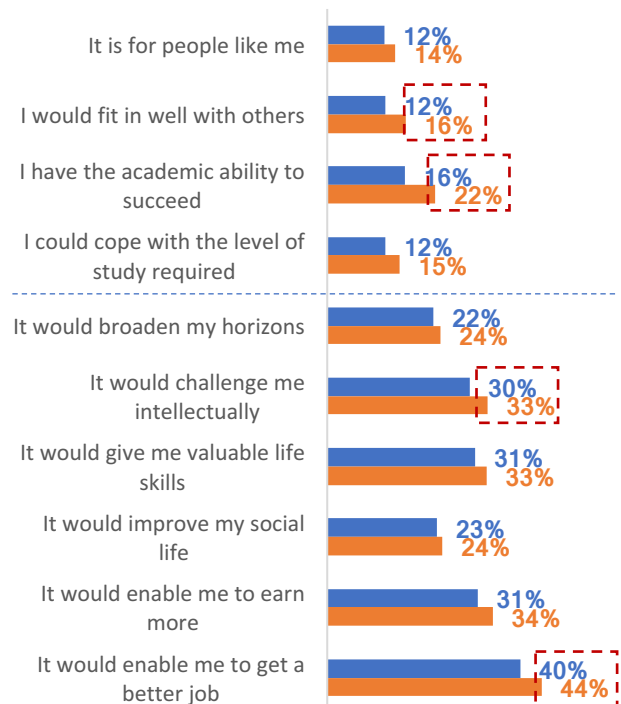
Q5/6 How much do you know about the following aspects of applying to higher education?
% "A lot"



*Different routes such as: higher/degree apprenticeships, distance learning, and HE in an FE setting

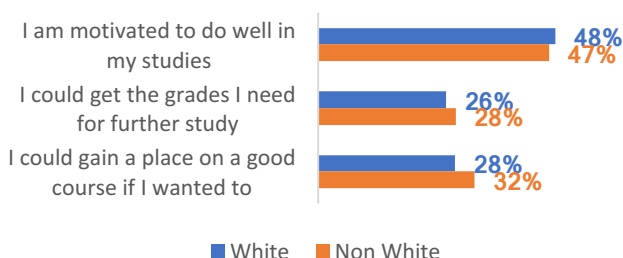
Attitudes (Fig 18)

Q11/Q12 How much do you agree with the following statements about higher education?
% "Strongly Agree"



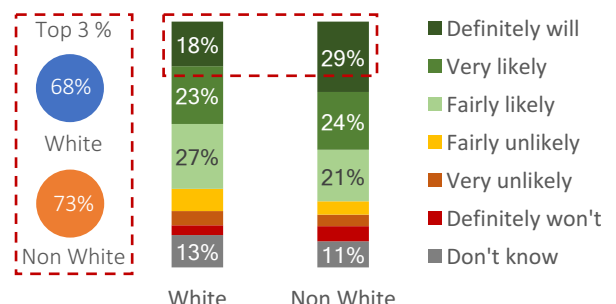
Aspirations (Fig 19)

Q4 How much do you agree with the following statements about your aspiration for the future?
% "Strongly Agree"



Intentions (Fig 20)

Q8 How likely are you to apply to higher education at age 18 or 19?



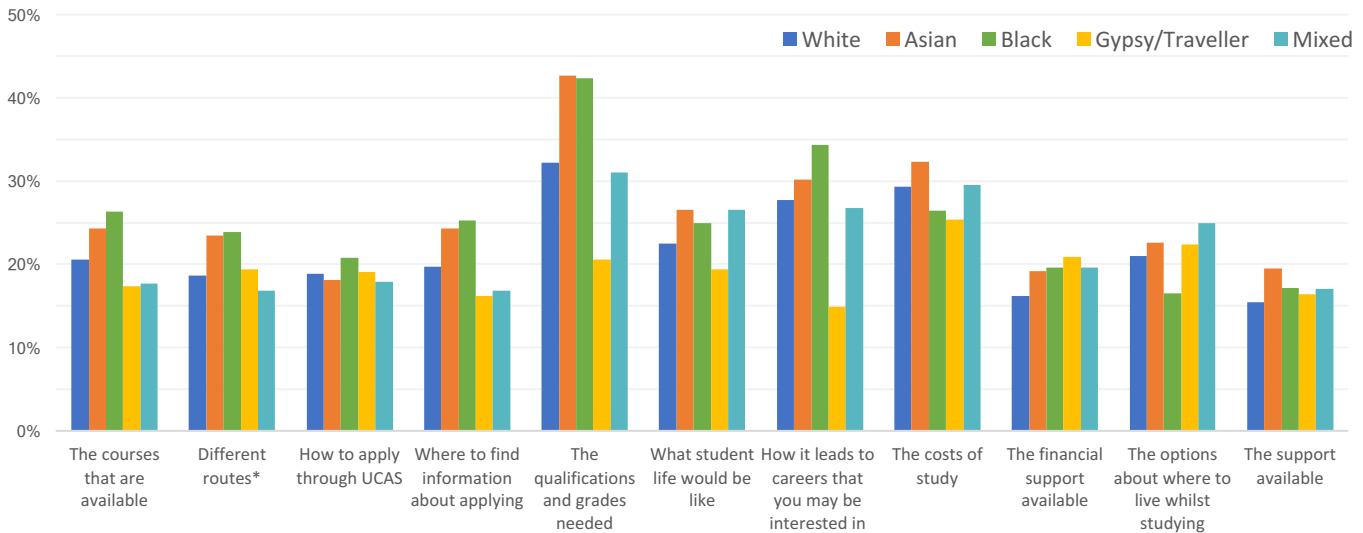
- Definitely will
- Very likely
- Fairly likely
- Fairly unlikely
- Very unlikely
- Definitely won't
- Don't know

Ethnicity – Detail

- Gypsy/Traveller learners show the fewest positive responses across all Attitude statements and the majority of Knowledge statements, with White learners showing less positive responses to three Knowledge statements and Black learners showing less positive responses on two statements
- Black learners show the most positive responses on six out of ten Attitude statements, with Asian learners showing more positive responses on four statements
- Asian learners show the most positive responses on five out of eleven Knowledge statements, with Gypsy/Traveller and Mixed learners showing more positive responses on one statement each

Knowledge (Fig 21)

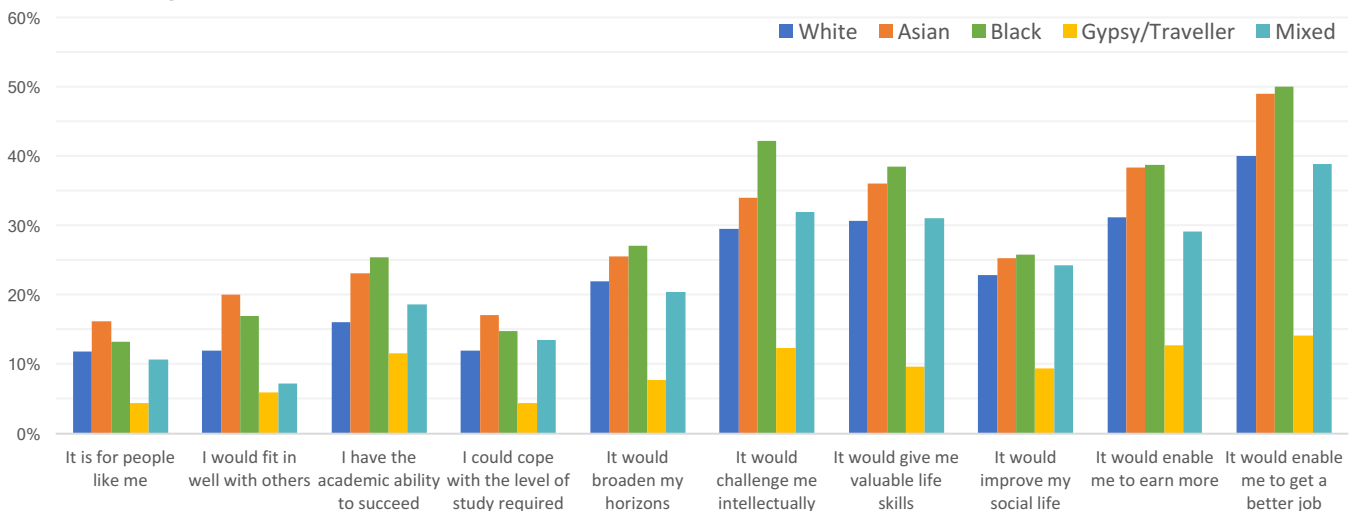
Q5/6 How much do you know about the following aspects of applying to higher education? % “A lot”



*Different routes such as: higher/degree apprenticeships, distance learning, and HE in an FE setting

Attitudes (Fig 22)

Q11/Q12 How much do you agree with the following statements about higher education? % “Strongly Agree”



The full list of ethnicity options has been grouped up as follows:

White: White - British, - Irish, - Scottish, Other White Background

Asian: Asian or Asian British – Indian, - Pakistani, - Bangladeshi, Chinese, Other Asian Background

Black: Black or Black British – Caribbean, - African, Other Black Background

Mixed: Mixed White and Black Caribbean, Mixed White and Black African, Mixed White and Asian, Any other mixed background

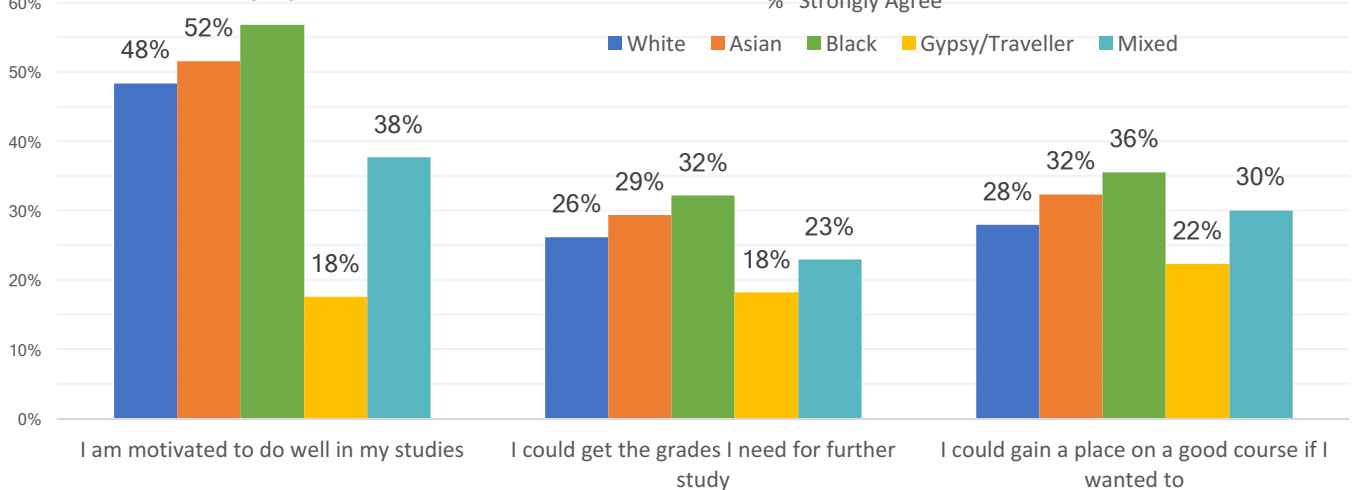
Gypsy or Traveller – Irish Traveller, Gypsy or Traveller

Ethnicity – Detail

- Black learners show the most positive Aspirations and Intentions towards HE, followed by Asian learners
- Gypsy/traveller learners show the least positive Aspirations and Intentions towards HE
- White learners show more positive responses than Mixed learners to two out of three Aspirations statements, but Mixed learners are more likely to agree that they 'could gain a place on a good course if I wanted to' and more likely to apply to HE

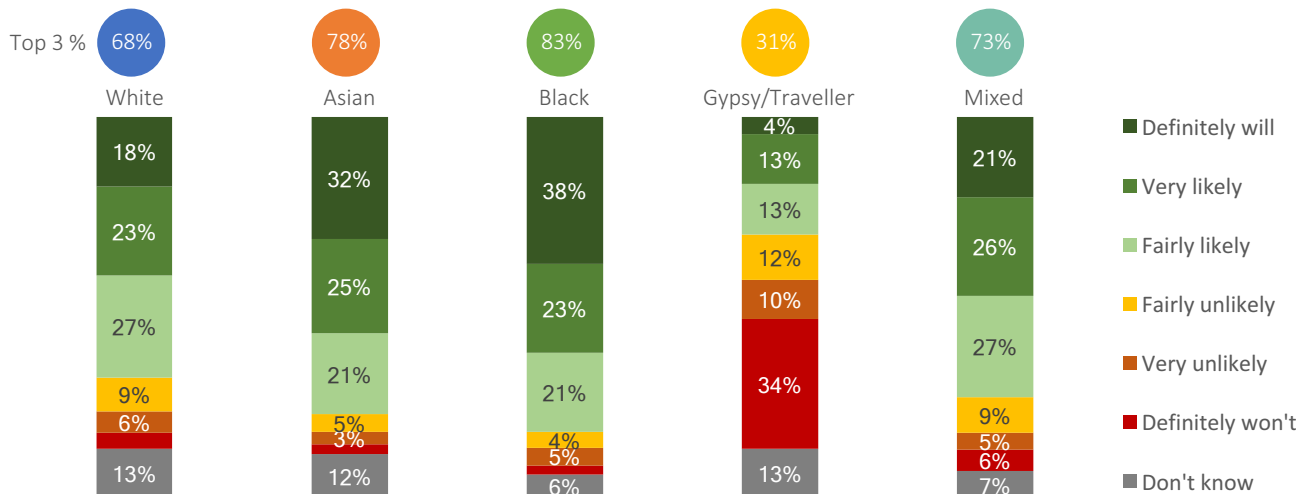
Aspirations (Fig 23)

Q4 How much do you agree with the following statements about your aspiration for the future?
% "Strongly Agree"



Intentions (Fig 24)

Q8 How likely are you to apply to higher education at age 18 or 19?



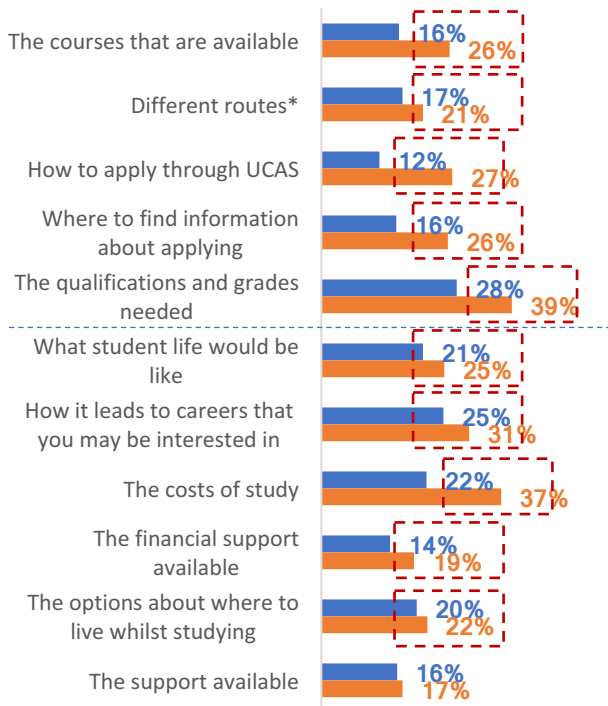
The full list of ethnicity options has been grouped up as follows:
 White: White - British, - Irish, - Scottish, Other White Background
 Asian: Asian or Asian British – Indian, - Pakistani, - Bangladeshi, Chinese, Other Asian Background
 Black: Black or Black British – Caribbean, - African, Other Black Background
 Mixed: Mixed White and Black Caribbean, Mixed White and Black African, Mixed White and Asian, Any other mixed background
 Gypsy or Traveller – Irish Traveller, Gypsy or Traveller

School Year/Stage

- Unsurprisingly, Sixth Form/College learners give significantly more positive responses than those at school (years 9-11) across almost all key questions

Knowledge (Fig 25)

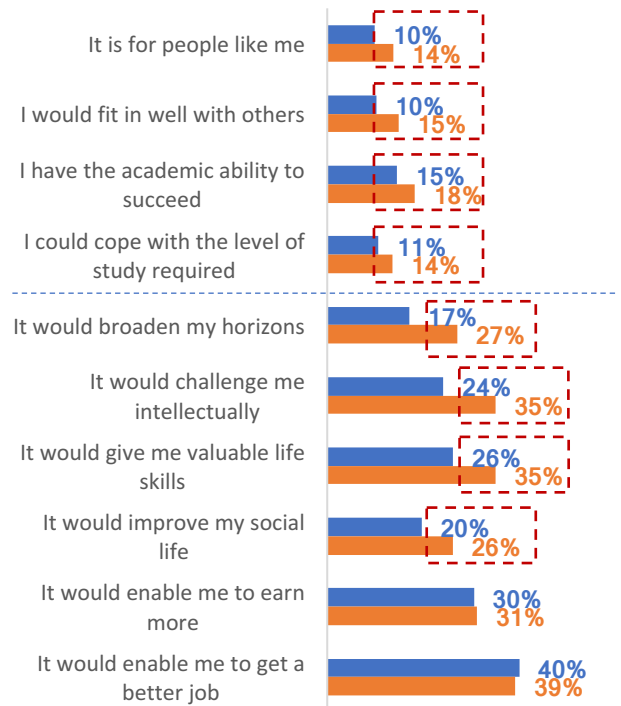
Q5/6 How much do you know about the following aspects of applying to higher education?
% "A lot"



*Different routes such as: higher/degree apprenticeships, distance learning, and HE in an FE setting

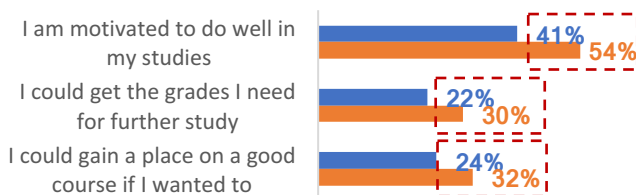
Attitudes (Fig 26)

Q11/Q12 How much do you agree with the following statements about higher education?
% "Strongly Agree"



Aspirations (Fig 27)

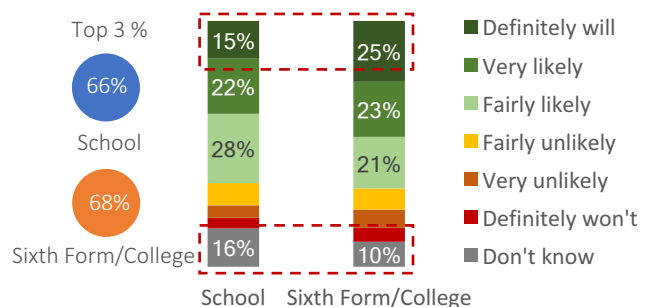
Q4 How much do you agree with the following statements about your aspiration for the future?
% "Strongly Agree"



■ School (Y9-11) ■ Sixth Form/College

Intentions (Fig 28)

Q8 How likely are you to apply to higher education at age 18 or 19?



Top 3 %

66%

School

68%

Sixth Form/College

■ Definitely will
■ Very likely
■ Fairly likely
■ Fairly unlikely
■ Very unlikely
■ Definitely won't
■ Don't know

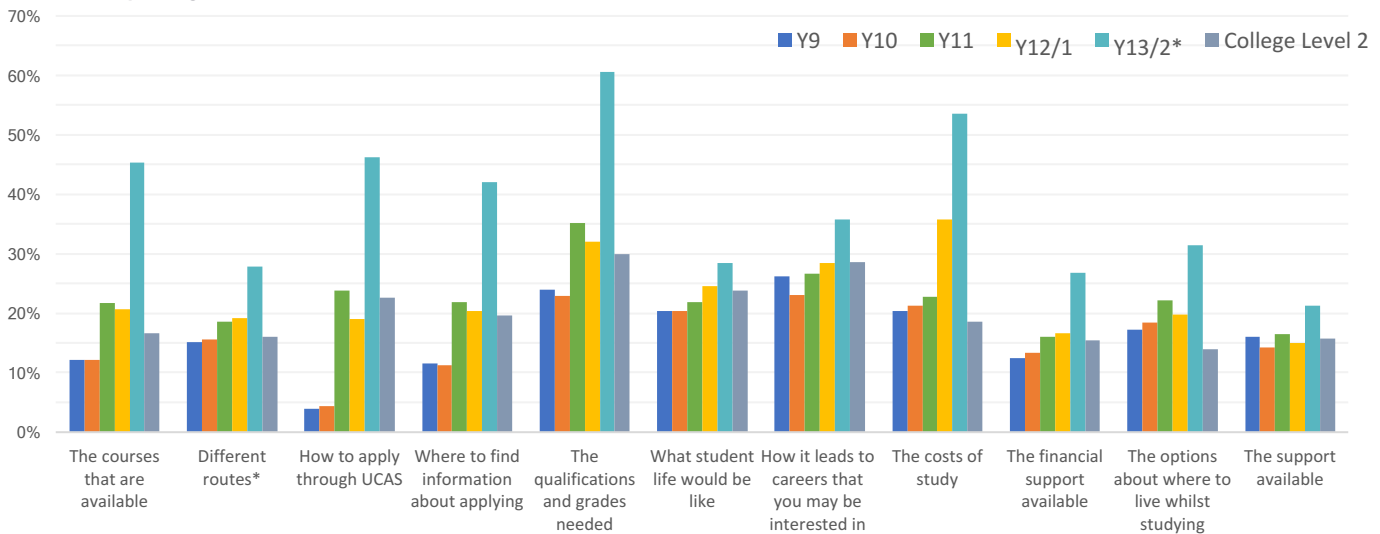
School Sixth Form/College

School Year/Stage

- Knowledge appears to grow steadily throughout Years 9 to 12, before a sharp increase in Y13
- This trend appears to be flatter between the School Years 9-11 when it comes to Attitudes, with more steep increases being seen from Year 11 to 12, before further increases in Year 13
- College Level 2 learners' levels of Knowledge tend to be closer to School than College Level 3 levels
- College Level 2 learner's Attitudes towards HE are often less positive than School learners

Knowledge (Fig 29)

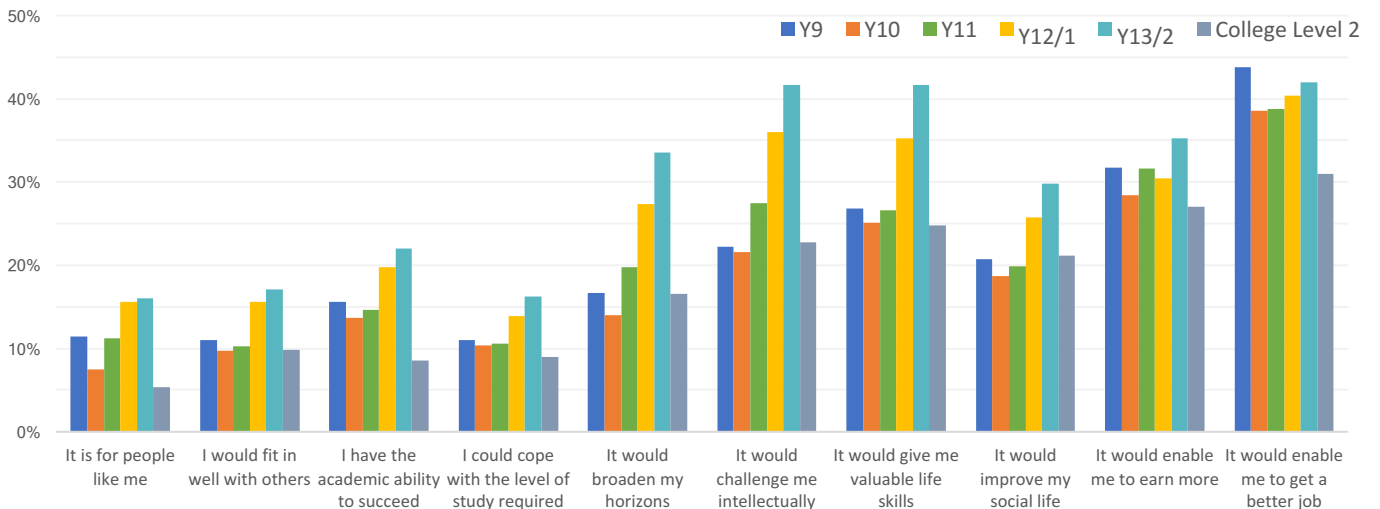
Q5/6 How much do you know about the following aspects of applying to higher education? % "A lot"



*Different routes such as: higher/degree apprenticeships, distance learning, and HE in an FE setting

Attitudes (Fig 30)

Q11/Q12 How much do you agree with the following statements about higher education? % "Strongly Agree"

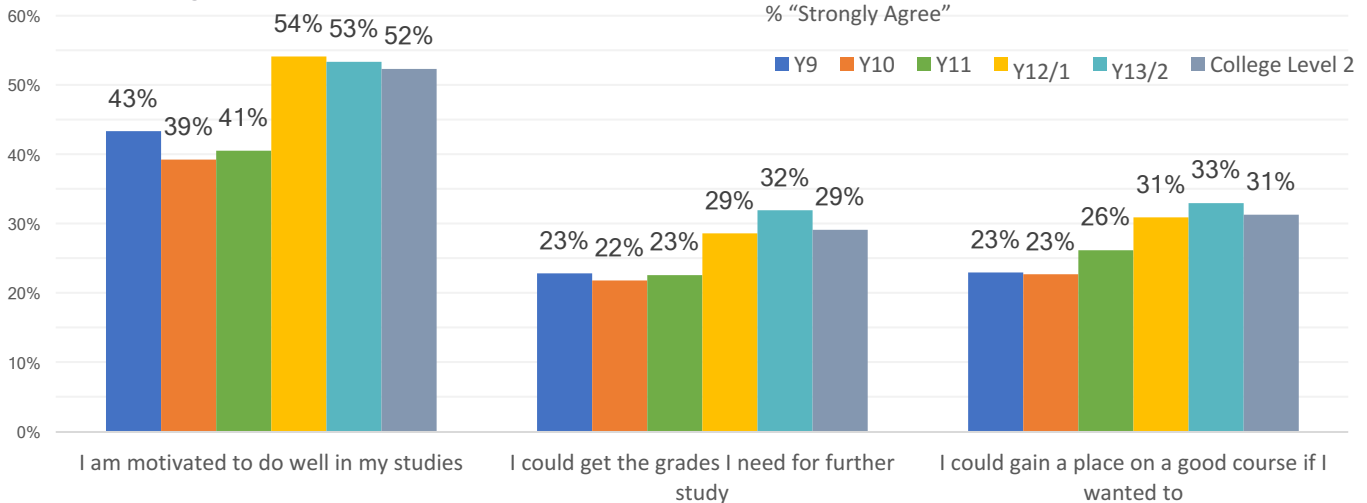


School Year/Stage

- Aspirations appear to be relatively stable across School Years, showing a marked increase among Sixth Form/College learners, which also remains relatively stable (fig 31)
- Y13s are most likely to say that they 'definitely will apply' to HE, however Y12s show the highest combined top 3 box likelihood "definitely would apply, very likely, fairly likely" (fig 32)
- Y9s also show high top 3 box likelihood to apply to HE, dropping markedly in Y10 and Y11 before rising again in Y12 (fig 32)
- College Level 2 learners are the least likely to apply to HE, less so than School learners (fig 32)
- The proportion of learners who 'don't know' if they will apply to HE drops steadily from Y10 to Y13

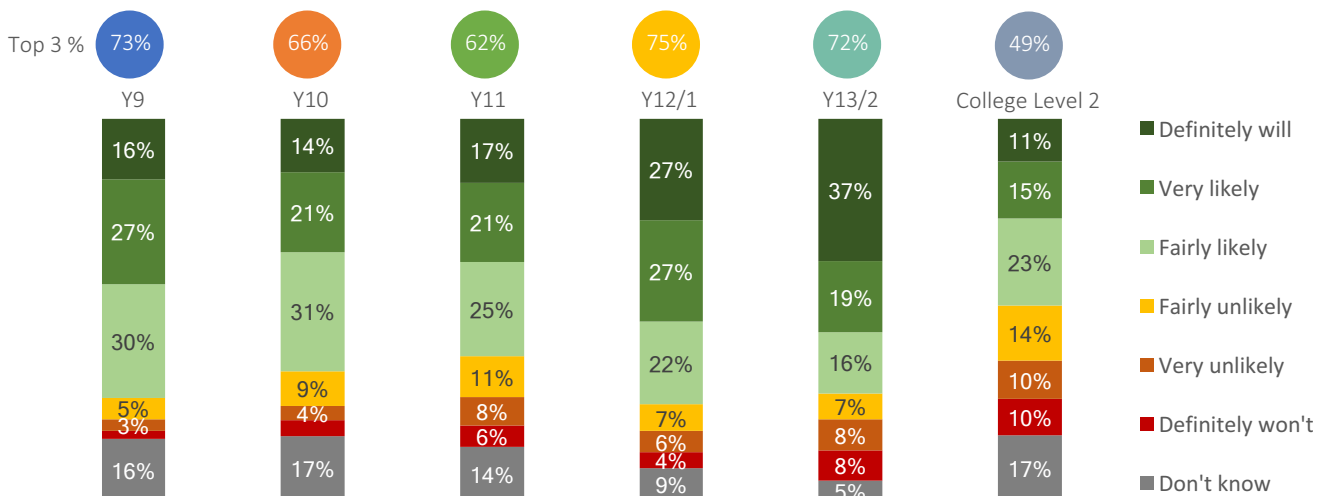
Aspirations (Fig 31)

Q4 How much do you agree with the following statements about your aspiration for the future?
% "Strongly Agree"



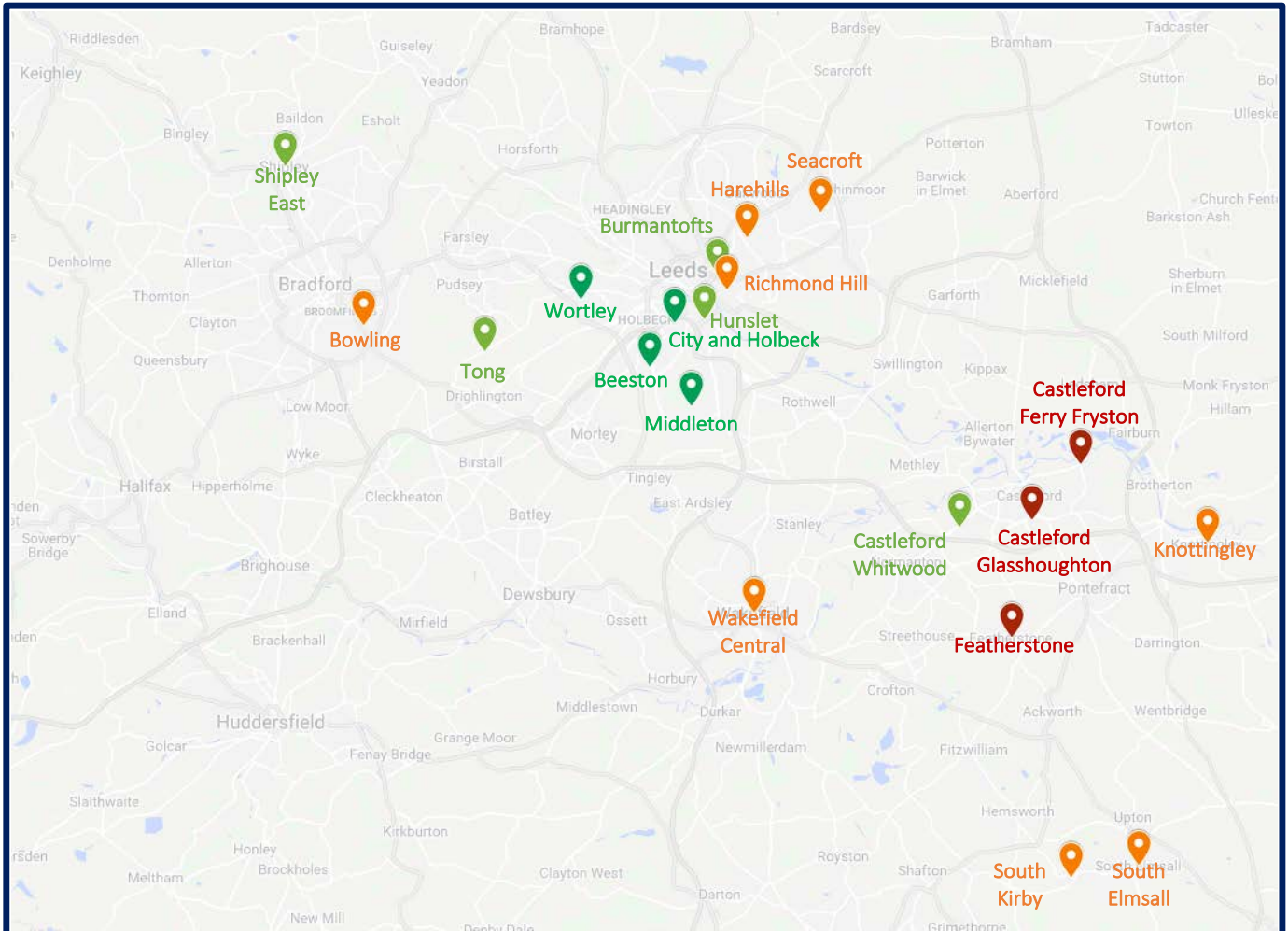
Intentions (Fig 32)

Q8 How likely are you to apply to higher education at age 18 or 19?



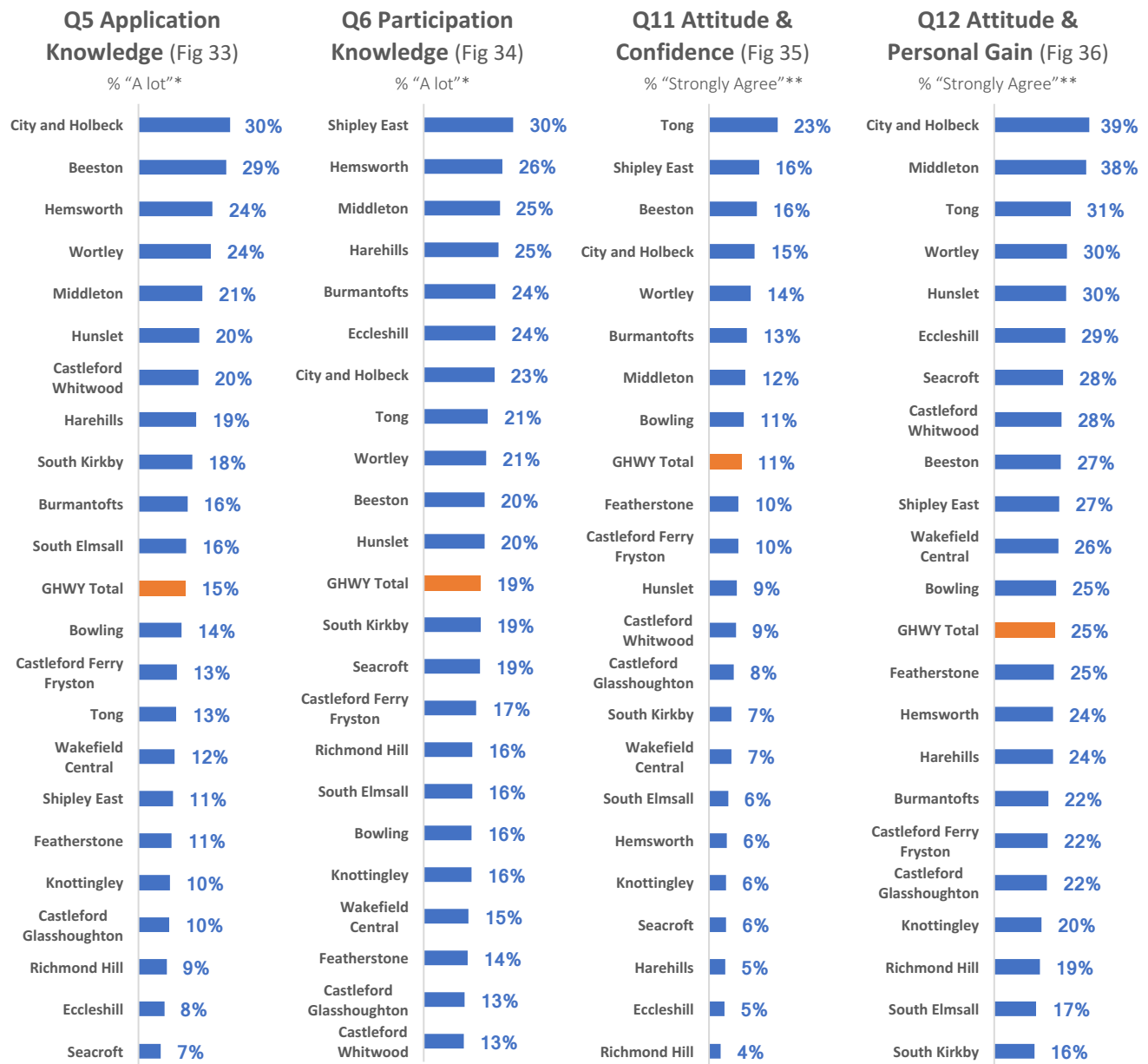
Regional/Ward Breakdown

- Our data suggests that Knowledge, Attitudes, Aspirations and Intentions towards Higher Education tend to be more positive in Wards close to central Leeds; although Shipley East, Tong and Castleford Whitwood also show high scores but are further afield
- Wards around Castleford (with the exception of Castleford Whitwood) and Wakefield areas tend to score relatively low, as does Bowling in Bradford
- Wards marked dark green score consistently above average** across Knowledge, Attitudes, Aspirations and Intentions questions (breakdown shown on subsequent pages)
- Wards marked light green also score well on the majority of questions**
- Wards marked red score consistently below average** across all key metrics
- Wards marked orange also score below average on the majority of questions**



Regional/Ward Breakdown

- City and Holbeck, Beeston, Wortley and Middleton wards score consistently above average across Knowledge, Attitudes, Aspirations and Intentions questions (Aspirations and Intentions shown on subsequent page)
- Burmantofts, Hunslet, Tong, Shipley East and Castleford Whitwood also score well on the majority of questions
- Castleford Ferry Fryston, Castleford Glasshoughton and Featherstone wards score consistently below average across all key metrics
- South Kirby, South Elmsall, Richmond, Wakefield Central, Seacroft, Bowling, Harehills and Knottingley also score below average on the majority of questions



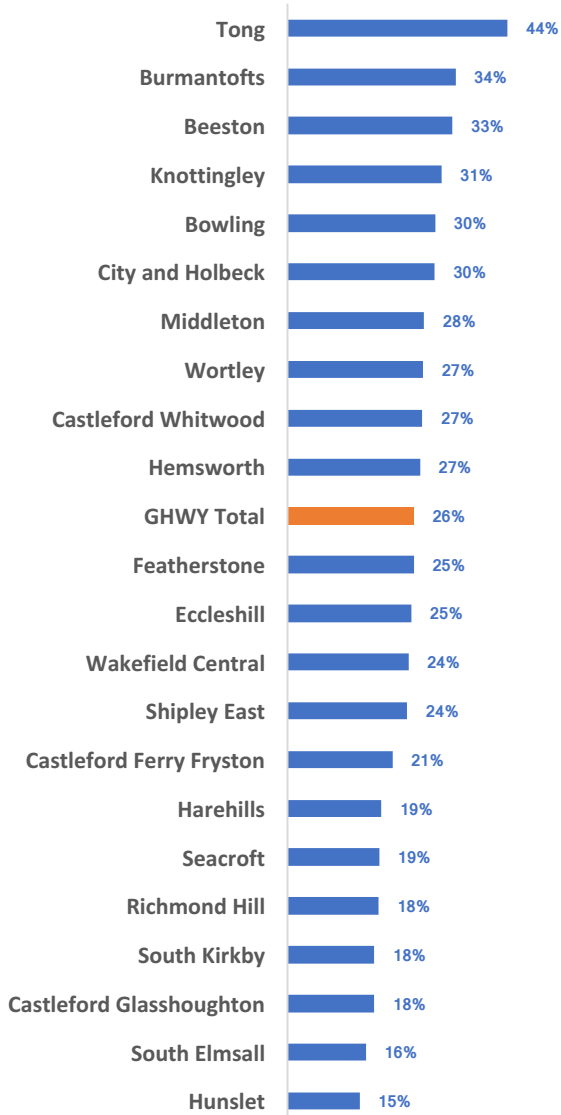
Regional/Ward Breakdown

- City and Holbeck, Beeston, Wortley and Middleton wards score consistently above average across Knowledge, Attitudes, Aspirations and Intentions questions (Knowledge and Attitudes shown on the previous page)
- Burmantofts, Hunslet, Tong, Shipley East and Castleford Whitwood also score well on the majority of questions
- Castleford Ferry Fryston, Castleford Glasshoughton and Featherstone wards score consistently below average across all key metrics
- South Kirby, South Elmsall, Richmond, Wakefield Central, Seacroft, Bowling, Harehills and Knottingley also score below average on the majority of questions

Q4 Aspirations

(Fig 37)

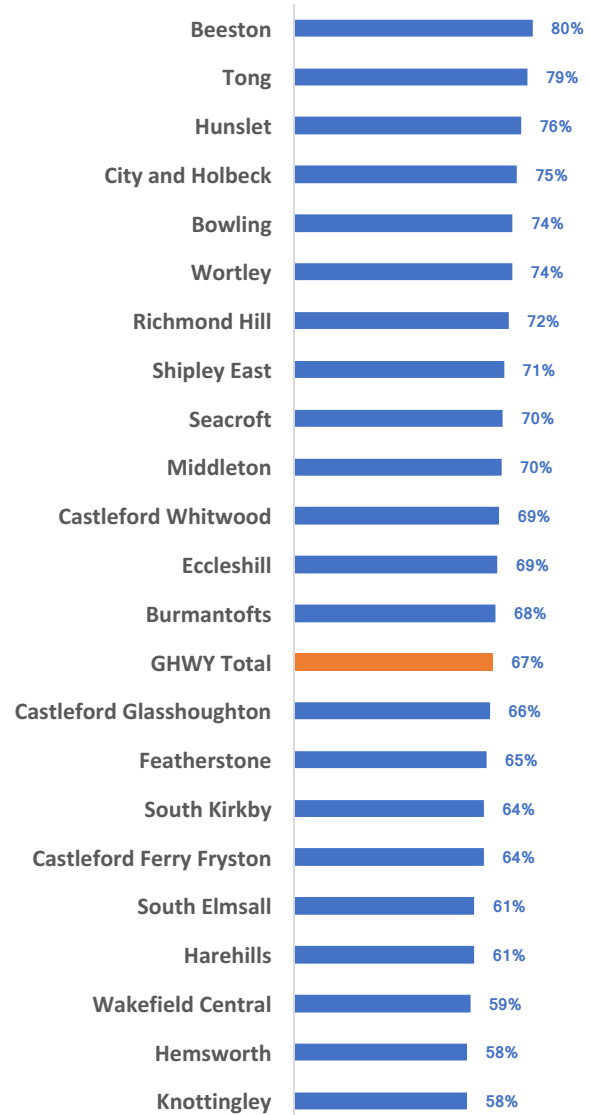
% "Strongly Agree"***



Q8 Intentions

(Fig 38)

% Top 3 "Definitely would apply, very likely, fairly likely"



Contents

INTRODUCTION

- P3... Executive Summary
- P5... Background & Context – The Realist Evaluation Framework
- P8... Research Objectives
- P9... Methodology
- P10... Sample & Demographics

P12... OVERVIEW AND KEY COMPARISONS

- P13... West Yorkshire v National Average
- P14... NCOP vs Non-NCOP
- P15... Gender
- P16... Ethnicity
- P19... School Year/Stage
- P22... Regional/Ward Breakdown

STATISTICAL REGRESSION MODELLING

- P26... What drives ‘Intentions to apply to Higher Education’?

DIFFERENCES OVER TIME – DISTANCE TRAVELLED

- P32... Baseline v Follow-up
- P33... Matched Individuals (Repeat Respondents)
- P34... Impact of Activity

KEY THEMES IN DEPTH

- P36... Knowledge
- P37... Attitudes
- P38... Aspirations & Intentions
- P39... Barriers to Higher Education
- P40... Parental Influence

P42... Conclusions & Considerations

APPENDICES

- P43... Full Data Tables
- P101... Findings By School



Statistical Modelling - Overall

What drives 'Intentions to apply to Higher Education'?

- Our statistical modelling shows that 'Attitudes' are far more important than 'Knowledge' in driving Intentions towards HE
- Perceptions of HE being 'for people like me' is the most important driver of Intentions; the next three all relate to 'personal gain'
- 'Motivation to do well' is the most important aspect of 'Aspirations'
- Knowledge of 'courses' and 'qualifications' are the most important aspects of Knowledge
- Knowledge of 'support', both financial and general, have relatively little impact on intentions

Relationship with Q8 'Intention to apply to Higher Education' at age 18 or 19 (Effect Size, Cohen's F) (Fig 39)



Modelling Approach & How to Interpret



Intentions were selected as the dependent variable as this was seen to be the key student outcome measured by the surveys, which Knowledge, Attitudes and Aspirations feed into and ultimately drives their likely destination in Higher Education.

The statistical test used to measure the relationships between each independent variable and the dependent variable was a Ranked ANOVA, which is robust to outliers and non-normally distributed data such as that found in the surveys. Due to the large amount of data in our analysis, and as a true reflection of the nature of these questions and how these relate, all relationships between the dependent variable and independent variables were found to be statistically significant.

The statistic used to indicate the strength of the relationship between each independent variable and the dependent variable is the effect size, Cohen's F. **A larger effect size indicates a stronger relationship** between the independent and dependent variables i.e. high scores on one tend to correlate with high scores on the other, and vice versa. A smaller effect size indicates that this relationship between variables is not as strong.

An effect size of approximately 0.25 or higher can be considered to indicate a 'strong relationship', while an effect size of less than 0.25 can be considered to indicate a 'subtle relationship'.

*Different routes such as: higher/degree apprenticeships, distance learning, and HE in an FE setting



Key: Knowledge Attitudes Aspirations

Note: Statement wording has been abbreviated in the interests of space.

Statistical Modelling - NCOP

What drives 'Intentions to apply to Higher Education'?

- The most important metrics for NCOP and Non NCOP learners are closely aligned, and again show Attitudes as being far more important than Knowledge
- 'Motivation' is more important for NCOP learners than Non NCOP

NCOP (Fig 40)
(Effect Size, Cohen's F)



Non NCOP** (Fig 41)
(Effect Size, Cohen's F)



*Different routes such as: higher/degree apprenticeships, distance learning, and HE in an FE setting



Key: Knowledge Attitudes Aspirations

**Non NCOP' refers to learners whose postcode could not be matched against the NCOP target list, but we cannot guarantee that this is 100% accurate.

Statistical Modelling - Gender

What drives 'Intentions to apply to Higher Education'?

- Males' perceptions of their 'academic ability', ability to 'get the grades' and 'get on a good course' are more important than their 'motivation', and compared to females
- In effect, this suggests that male students are more driven by their perceptions of their own ability; if they feel they might struggle, they are less motivated than female learners to try

Male (Fig 42)
(Effect Size, Cohen's F)



Female (Fig 43)
(Effect Size, Cohen's F)



*Different routes such as: higher/degree apprenticeships, distance learning, and HE in an FE setting



Key: Knowledge Attitudes Aspirations

Statistical Modelling - Ethnicity

What drives 'Intentions to apply to Higher Education'?

- 'Social life' is less of a driving factor for Non White learners compared to other Attitude statements, with 'motivation' and 'courses' being more important
- Cultural factors are likely to have an influence on these findings

White (Fig 44)
(Effect Size, Cohen's F)



Non White (Fig 45)
(Effect Size, Cohen's F)



*Different routes such as: higher/degree apprenticeships, distance learning, and HE in an FE setting



Key: Knowledge Attitudes Aspirations

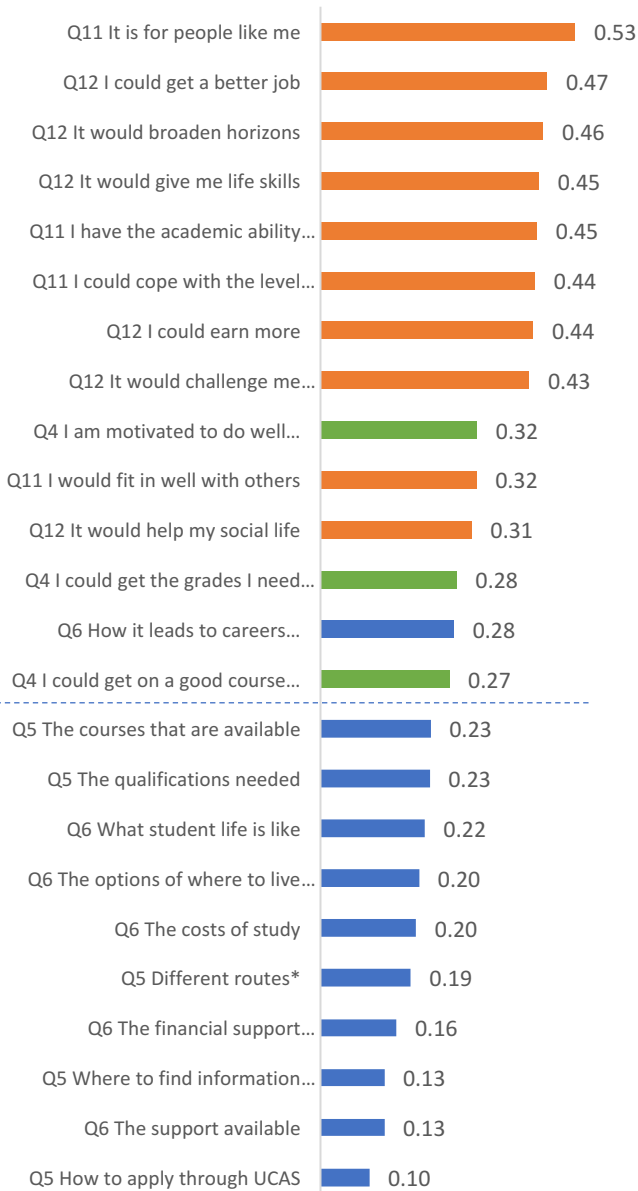
Note: Statement wording has been abbreviated in the interests of space.

Statistical Modelling – School Year

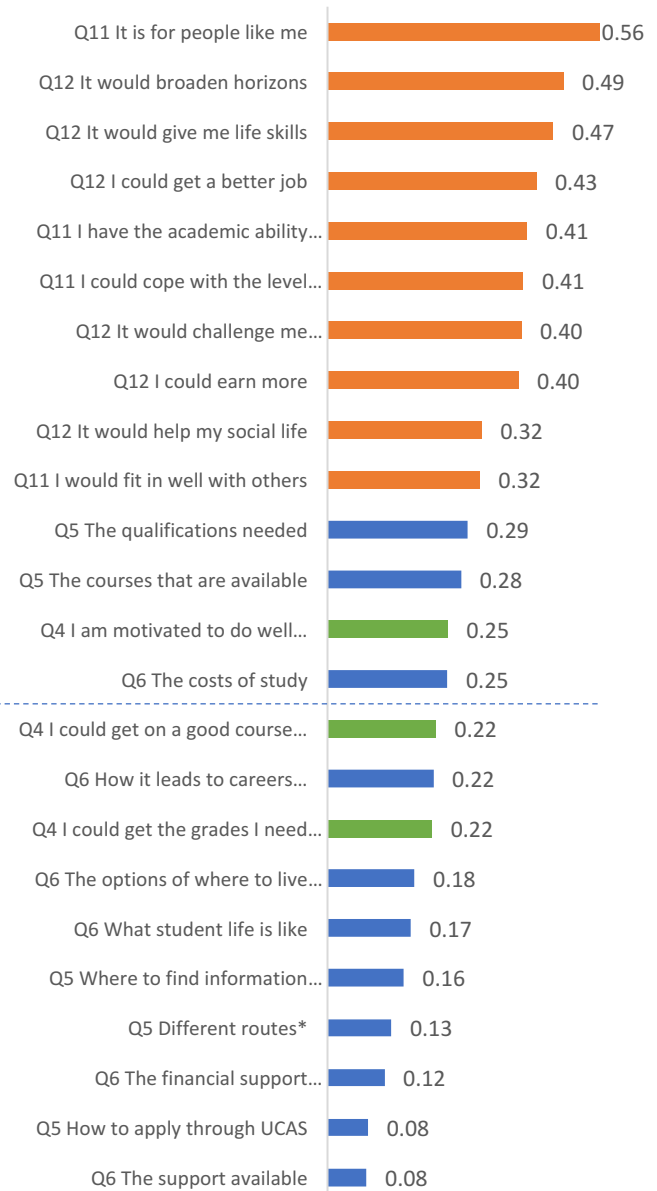
What drives ‘Intentions to apply to Higher Education’?

- Knowledge of ‘courses’ and ‘qualifications needed’ are, unsurprisingly, more important for older learners
- ‘Motivation’ is more important for younger learners, in driving their Intentions. This doesn’t appear as important for older learners as there is less variation in scores among this group; they are generally more motivated than younger learners by default, to have progressed to Further Education

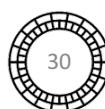
School Age (Year 9, 10, 11) (Fig 46)
(Effect Size, Cohen’s F)



Sixth Form/College (Fig 47)
(Effect Size, Cohen’s F)



*Different routes such as: higher/degree apprenticeships, distance learning, and HE in an FE setting



Key: Knowledge Attitudes Aspirations

Contents

INTRODUCTION

- P3... Executive Summary
- P5... Background & Context – The Realist Evaluation Framework
- P8... Research Objectives
- P9... Methodology
- P10... Sample & Demographics

P12... OVERVIEW AND KEY COMPARISONS

- P13... West Yorkshire v National Average
- P14... NCOP vs Non-NCOP
- P15... Gender
- P16... Ethnicity
- P19... School Year/Stage
- P22... Regional/Ward Breakdown

STATISTICAL REGRESSION MODELLING

- P26... What drives 'Intentions to apply to Higher Education'?

DIFFERENCES OVER TIME – DISTANCE TRAVELLED

- P32... Baseline v Follow-up
- P33... Matched Individuals (Repeat Respondents)
- P34... Impact of Activity

KEY THEMES IN DEPTH

- P36... Knowledge
- P37... Attitudes
- P38... Aspirations & Intentions
- P39... Barriers to Higher Education
- P40... Parental Influence

P42... Conclusions & Considerations

APPENDICES

- P43... Full Data Tables
- P101... Findings By School

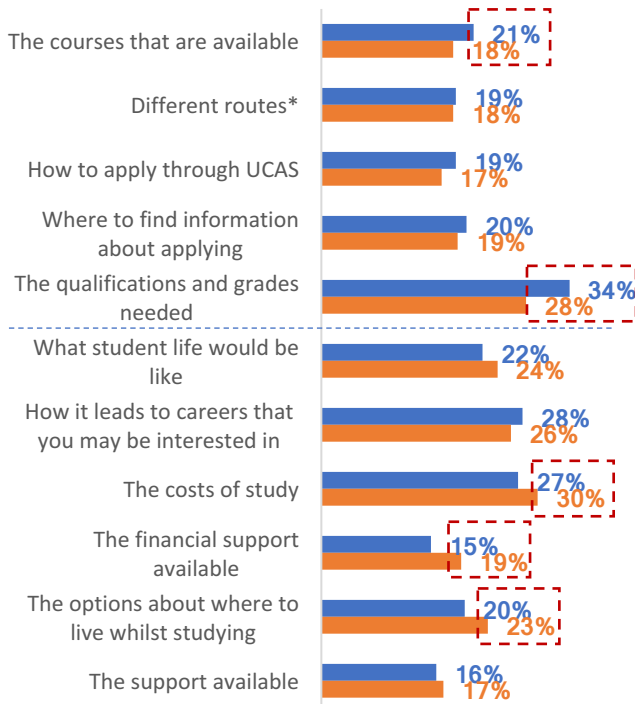


Baseline v Follow-up

- Movements in responses from the baseline to follow-up surveys are inconsistent
- There are significant improvements from the baseline to follow-up surveys on three Knowledge statements (fig 48), one Attitudes statement (fig 49) and one Aspirations statement (fig 50)
- However, baseline scores are significantly greater than follow-up for Intentions (fig 51) as well as two Knowledge statements (fig 48) and one Attitude statement (fig 49)
- However, the two survey waves captured significantly different samples (as shown on page 10), and so this is not a like-for-like comparison
- This is in a context in which young disadvantaged students HE entry rates are slowing in the UK**

Knowledge (Fig 48)

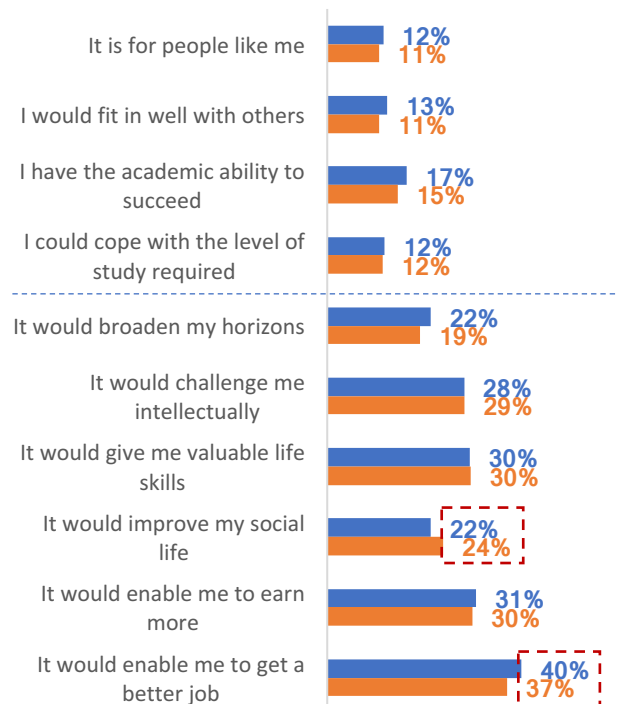
Q5/6 How much do you know about the following aspects of applying to higher education?
% "A lot"



*Different routes such as: higher/degree apprenticeships, distance learning, and HE in an FE setting

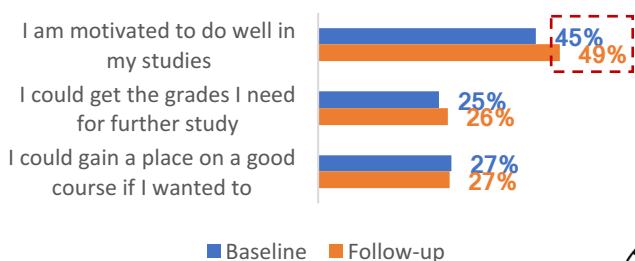
Attitudes (Fig 49)

Q11/Q12 How much do you agree with the following statements about higher education?
% "Strongly Agree"



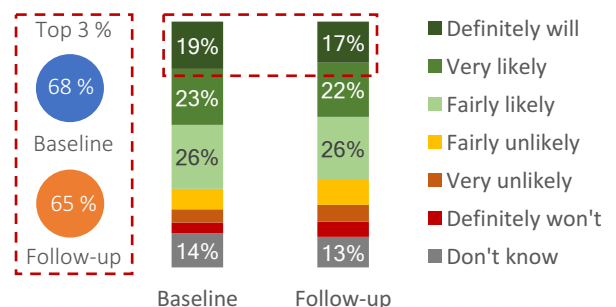
Aspirations (Fig 50)

Q4 How much do you agree with the following statements about your aspiration for the future?
% "Strongly Agree"



Intentions (Fig 51)

Q8 How likely are you to apply to higher education at age 18 or 19?



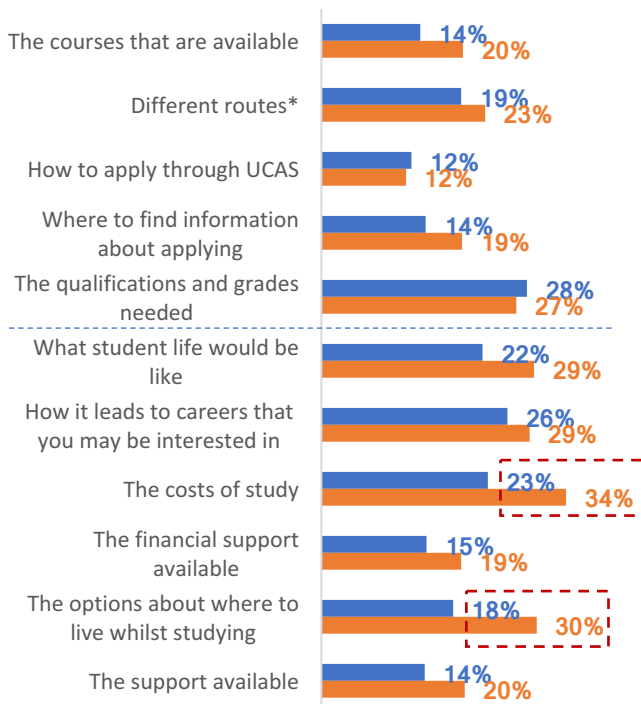
**'The equality indicators are quietly flashing red' (Corver, 2018)
UCAS report

Matched Individuals (Repeat Respondents)

- In order to look at changes over time using a like-for-like comparison, we compared baseline v follow-up responses among a subset of 250 individual learners who completed both survey waves
- This presents a more positive picture of movements over time, with positive movements across most metrics, significantly so for Knowledge of 'costs' and 'the options about where to live' (fig 52) (however, these are not among the more important attributes driving Intentions, page 26)
- However, we do still see a non-significant decline in Intentions from baseline to follow-up (fig 55)

Knowledge (Fig 52)

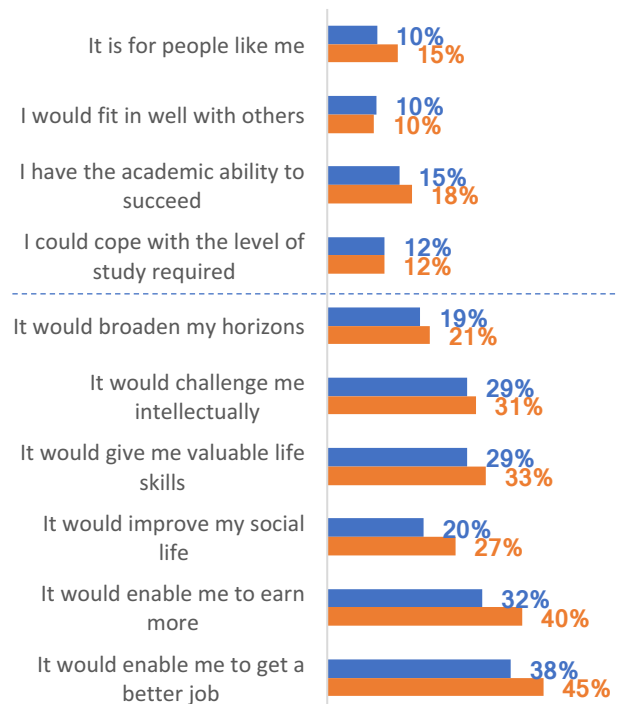
Q5/6 How much do you know about the following aspects of applying to higher education?
% "A lot"



*Different routes such as: higher/degree apprenticeships, distance learning, and HE in an FE setting

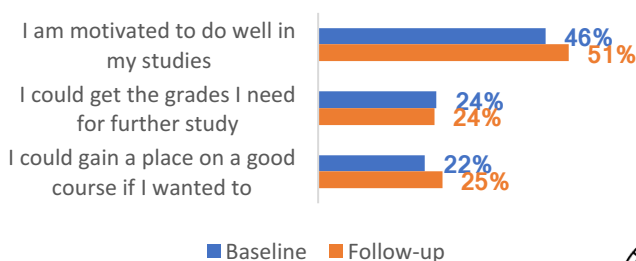
Attitudes (Fig 53)

Q11/Q12 How much do you agree with the following statements about higher education?
% "Strongly Agree"



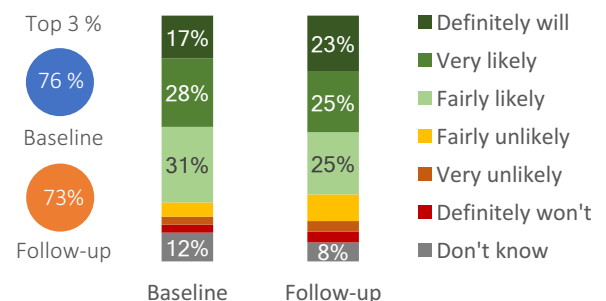
Aspirations (Fig 54)

Q4 How much do you agree with the following statements about your aspiration for the future?
% "Strongly Agree"



Intentions (Fig 55)

Q8 How likely are you to apply to higher education at age 18 or 19?



■ Baseline ■ Follow-up



Baseline v Follow-up – Matched respondents only**

Statistically significant difference

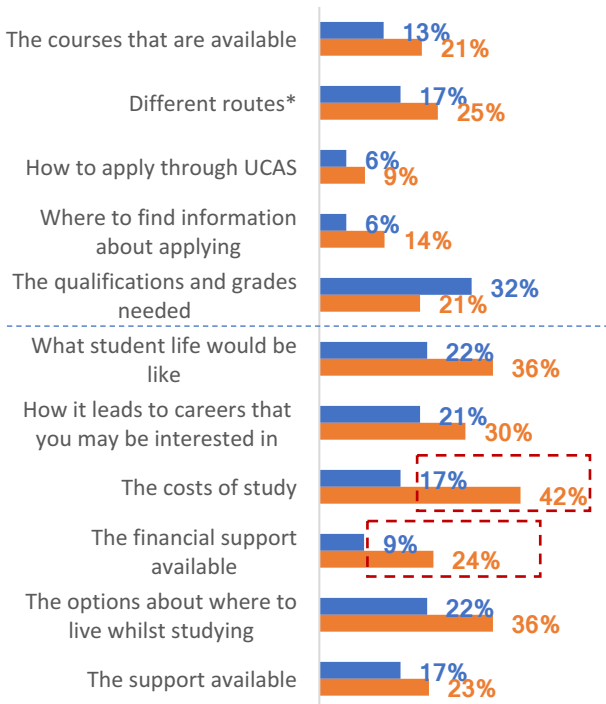
**Matched by a combination of name and postcode to identify individuals who completed both a baseline and a follow-up survey

Impact of Activity

- We looked at movements in responses between baseline and follow-up among a further subset of 50 learners who completed both survey waves and were also identified as having engaged in activity; these learners engaged in between one and eleven activities, with an average of five, including masterclasses, IAGs, mentoring, campus visits and other activities, varying by learner
- We see a significant improvement in the proportion who 'definitely will apply to HE' (fig 59) as well as Knowledge of 'costs' and 'financial support' (fig 56) among those learners who engaged in activity
- However there were (non-significant) declines in Q11 'Attitude & Confidence' statements, suggesting that some may have become less confident in their ability to succeed at HE level (fig 57)

Knowledge (Fig 56)

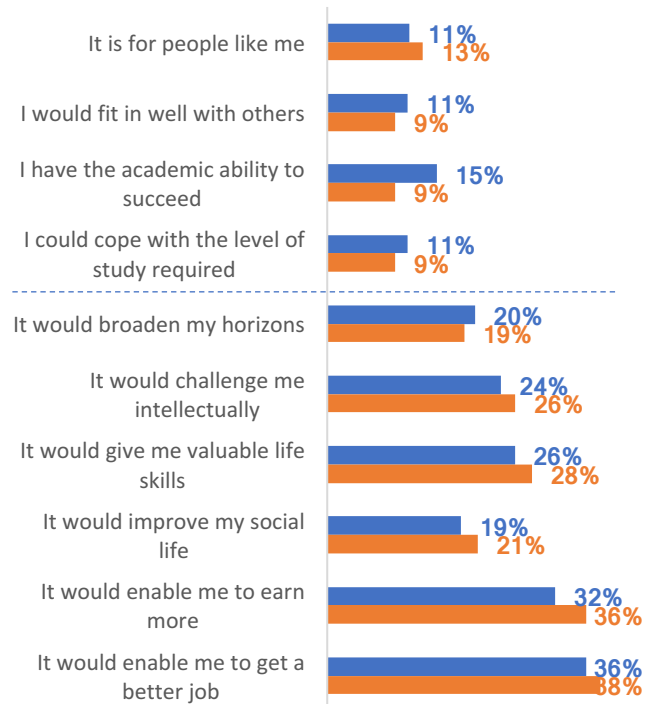
Q5/6 How much do you know about the following aspects of applying to higher education?
% "A lot"



*Different routes such as: higher/degree apprenticeships, distance learning, and HE in an FE setting

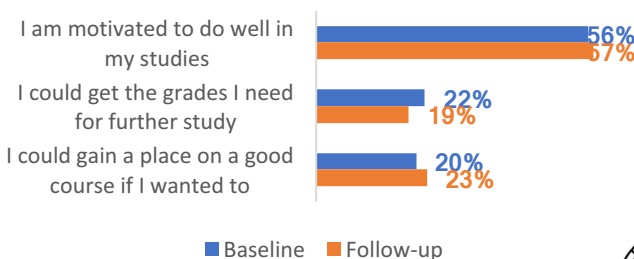
Attitudes (Fig 57)

Q11/Q12 How much do you agree with the following statements about higher education?
% "Strongly Agree"



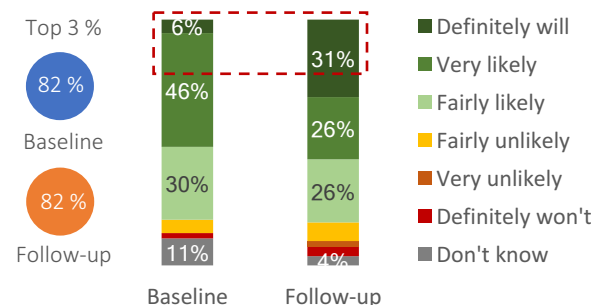
Aspirations (Fig 58)

Q4 How much do you agree with the following statements about your aspiration for the future?
% "Strongly Agree"



Intentions (Fig 59)

Q8 How likely are you to apply to higher education at age 18 or 19?



■ Baseline ■ Follow-up



Baseline v Follow-up – Matched respondents engaged in min. 1 activity**

Statistically significant difference

**Matched via name and postcode to GHWW activity data

Contents

INTRODUCTION

- P3... Executive Summary
- P5... Background & Context – The Realist Evaluation Framework
- P8... Research Objectives
- P9... Methodology
- P10... Sample & Demographics

P12... OVERVIEW AND KEY COMPARISONS

- P13... West Yorkshire v National Average
- P14... NCOP vs Non-NCOP
- P15... Gender
- P16... Ethnicity
- P19... School Year/Stage
- P22... Regional/Ward Breakdown

STATISTICAL REGRESSION MODELLING

- P26... What drives 'Intentions to apply to Higher Education'?

DIFFERENCES OVER TIME – DISTANCE TRAVELLED

- P32... Baseline v Follow-up
- P33... Matched Individuals (Repeat Respondents)
- P34... Impact of Activity

KEY THEMES IN DEPTH

- P36... Knowledge
- P37... Attitudes
- P38... Aspirations & Intentions
- P39... Barriers to Higher Education
- P40... Parental Influence

P42... Conclusions & Considerations

APPENDICES

- P43... Full Data Tables
- P101... Findings By School

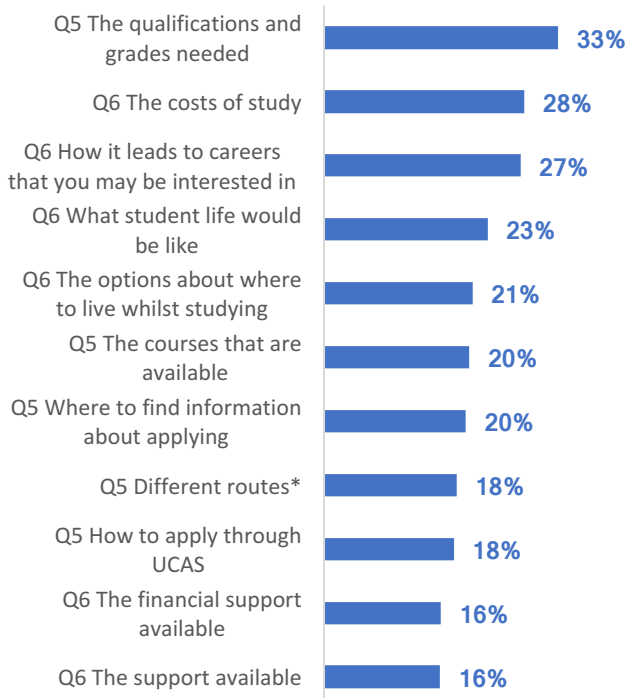


Knowledge

- Learners express the greatest levels of knowledge with regards to ‘qualifications and grades’, followed by ‘the costs of study’
- Learners tend to express little knowledge of financial or other support available, nor ‘how to apply through UCAS’ or ‘different routes into HE’
- Family and friends are the most common sources of knowledge or advice that learners speak to, more so than any school, college or university staff

Knowledge Attributes (Fig 60)

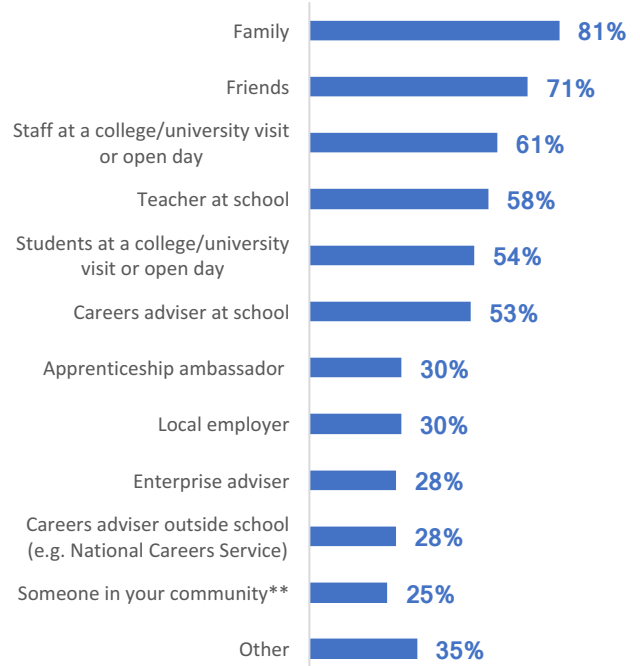
Q5/6 How much do you know about the following aspects of applying to higher education?
% “A lot”



*Different routes such as: higher/degree apprenticeships, distance learning, and HE in an FE setting

Sources of knowledge/advice (Fig 61)

Q30 How likely are you to speak with the following people in order to help you decide what to do after you finish your current studies?
% “fairly likely, very likely, already spoken to”



**Someone in your community (e.g. an activity leader, religious leader, youth worker)

- Females show greater knowledge than males (p15)
- Non White show greater knowledge than white (p16)
- Older learners show significantly greater knowledge than younger learners on most statements (p19)
- Minimal differences between NCOP & Non NCOP (p14)
- Female learners significantly more likely to speak to a range of family, friends and school sources of advice; males more likely to speak to local employer (p55)
- White learners significantly more likely to speak to family; Non White more likely to speak to Careers advisors (p56)

‘Other’ sources mentioned include:

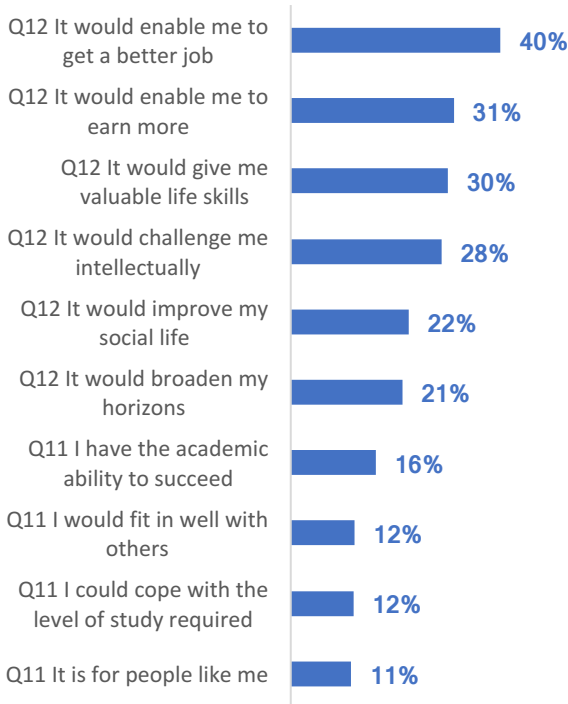
- Other activity groups such as Cadets, National Citizens Service
- Other people learners know who have already studied or works in an area they are interested in, including family friends
- Colleagues from current part-time job
- “Anyone who would offer good advice”

Attitudes

- Of the Key Attitude statements, learners are most likely to recognise that HE would 'enable me to get a better job', followed by 'enable me to earn more'
- Of the Key Attitude statements, learners are least likely to agree that HE 'is for people like me', which we have identified as the key driver of Intentions to apply to HE (page 26)
- Looking at Additional Attitude statements, we see that only one out of five learners strongly agree that 'I could go to university when I leave school if I wanted to', with similar figures for 'my family would like me to go to university' and 'some universities are better than other'
- Positively, we see that few learners agree with the statements 'all universities offer the same courses' and 'all universities are the same', showing that most recognise some variation across universities

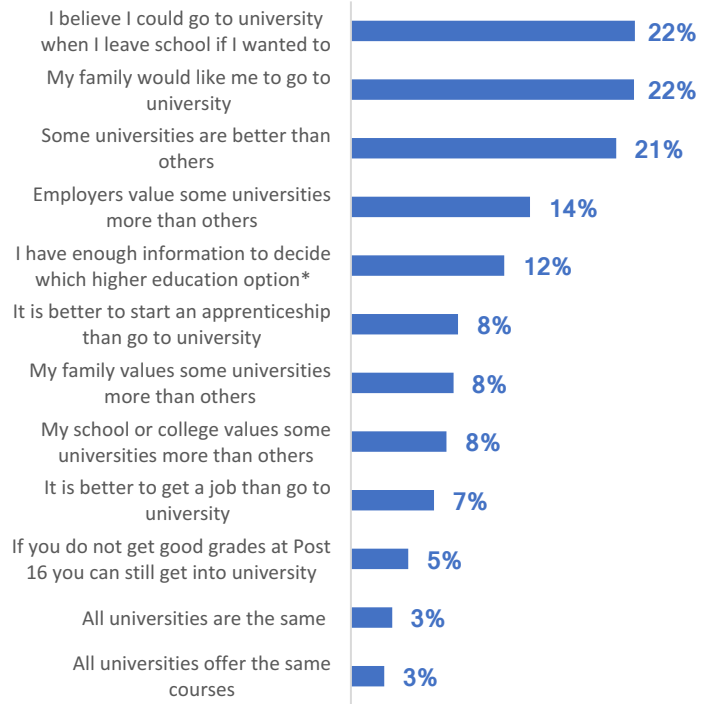
Key Attitude Statements (Fig 62)

Q11/Q12 How much do you agree with the following statements about higher education?
% "Strongly Agree"



Additional Attitude Statements (Fig 63)

Q23 How much do you agree with the following statements?
% "Strongly Agree"



*I feel I have enough information to decide which higher education option would suit me best (higher/degree apprenticeship or degree)

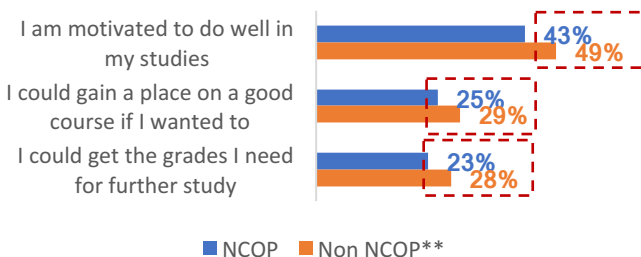
- Females show significantly more positive attitudes than males on most statements (p15)
- Non White score more positively than white (p16)
- Non NCOP score more positively than NCOP (p13)
- Older learners score significantly higher than younger learners on most statements (p19)

Aspirations & Intentions

- Over 50% of sixth form/college learners plan to study at university or other HE institution after Year 13, and over 50% of school age learners plan to go onto Further Education after Year 11 (fig 66)
- Surprisingly, significantly more NCOP learners would like to study at an FE college after Year 11, and (non-significantly) more would like to study at HE level after Year 13, than Non NCOP learners (fig 66, 67); this despite significantly more Non NCOP learners who 'definitely will apply to HE'. This might indicate a gap between what NCOP learners 'would like to do' and their confidence and likelihood to actually follow through with this desire (fig 65)
- Aspirations & Intentions are higher for Female (p13), Non White (p14) and Older (p17) learners
- Male learners (p54) and White learners (p62) are significantly more likely to 'get a full time job' than Female or Non White learners

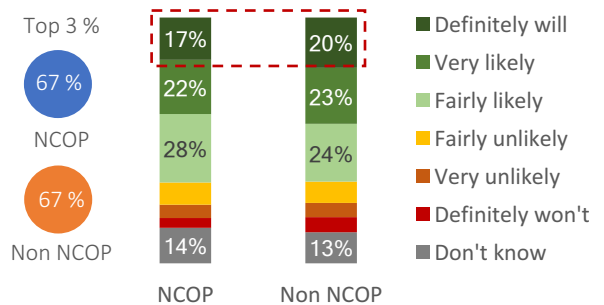
Aspirations (Fig 64)

Q4 How much do you agree with the following statements about your aspiration for the future?
% "Strongly Agree"



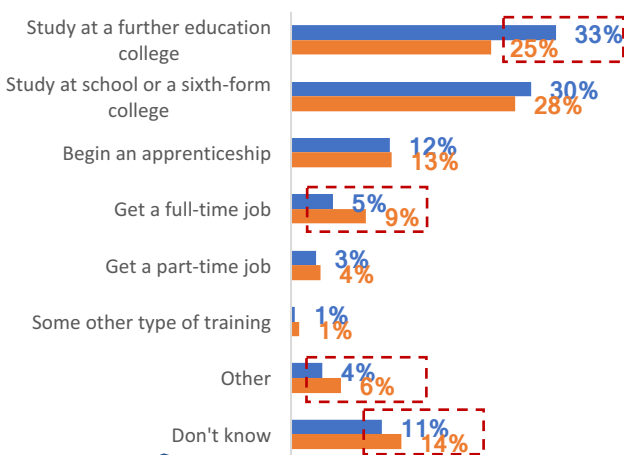
Intentions (Fig 65)

Q8 How likely are you to apply to higher education at age 18 or 19?



Next Steps after Year 11 (Fig 66)

Q2a When you finish your current studies, what would you most like to do next?

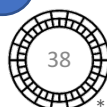
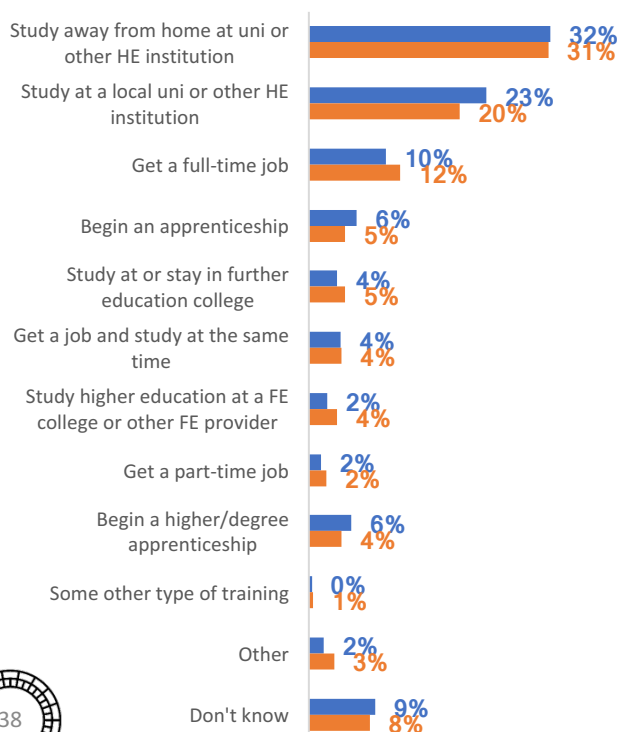


'Other' next steps mentioned include:

- Travel
- Joining the military
- Theatre, arts, music, other creative pursuits
- Teaching English as a Foreign Language qualifications

Next Steps after Year 13 (Fig 67)

Q2b When you finish your current studies, what would you most like to do next?

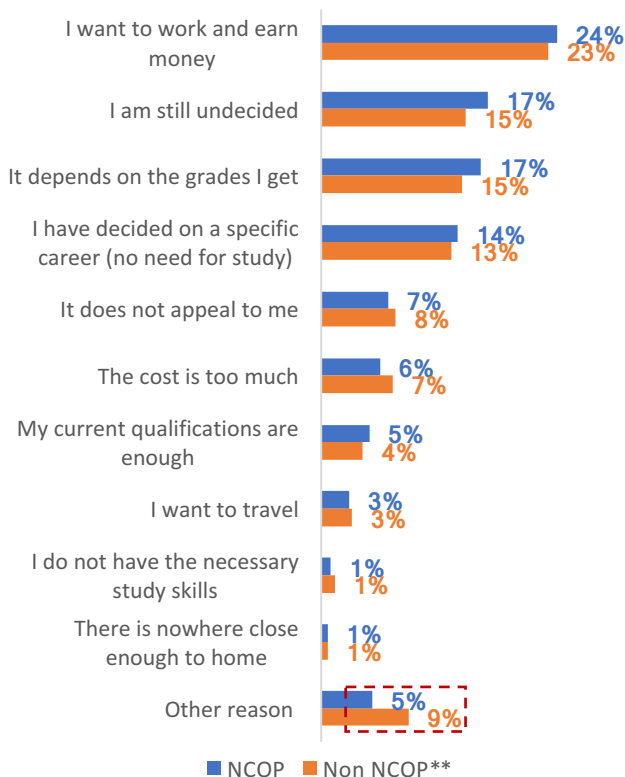


Barriers to Higher Education

- The main reason for not going on to study further is 'I want to work and earn money', which could be seen as a positive decision to be made (fig 68)
- Relatively few learners state that 'it does not appeal to me' suggesting that further study does at least hold some appeal for most
- 'Grades' and 'costs' are the most common factors that 'put learners off' applying to HE (fig 69), however, uncertainty about 'what to study' or 'what to do in future', as well as 'worry about fitting in' are also frequently mentioned, and more so for NCOP than Non NCOP learners
- Note that learners' perceptions of what 'puts them off' (based on a multiple choice question) do not necessarily equate to the actual drivers of Intentions identified statistically (page 26)

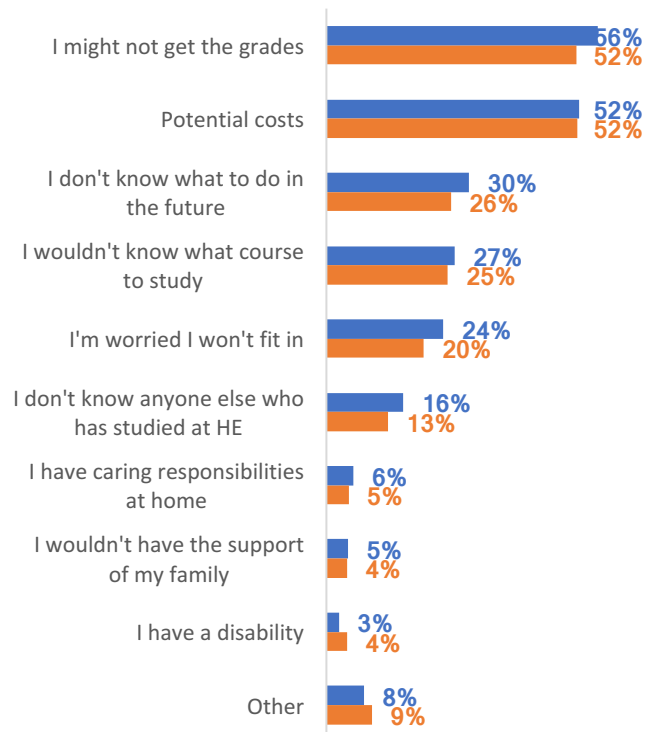
Main reasons for not going on to study further (Fig 68)

Q9 What is the main reason you might not go on to study further?



What 'Puts learners off' applying for HE (Fig 69)

Q25 What would put you off applying to study a higher education qualification?



- Male learners are significantly more likely to have 'decided on a specific career (that does not require further study)' than female learners (page 55)
- White learners are significantly more likely than Non White to have 'decided on a specific career (that does not require further study)' or to 'want to work and earn money' (page 65)

'Other' barriers mentioned include:

- Put off by education experienced so far
- Plan to pursue work experience in area of interest
- "University is a waste of time/not worth it"
- "Can't be bothered/want to rest"
- Don't want to leave family/friends/partner
- Intending to have children

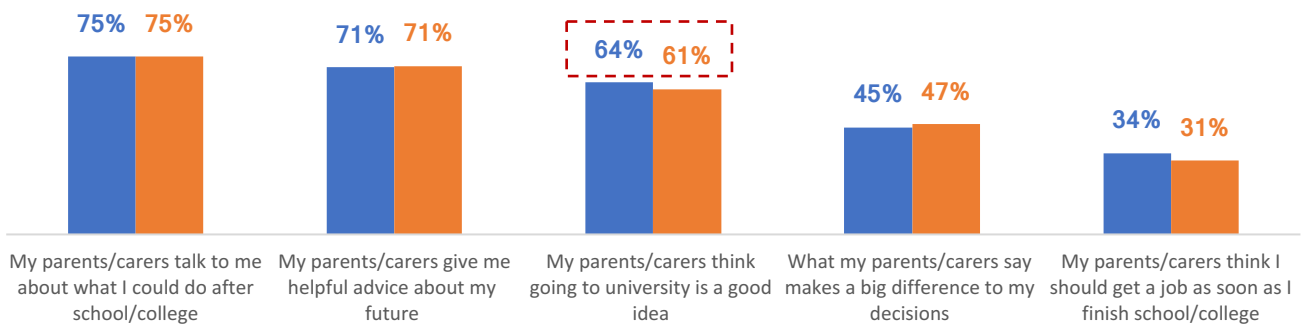
Parental Influence

- Positively, we see that three quarters of parents talk to learners about their future decisions, with a similar number of learners agreeing that their parents 'give helpful advice'
- Over 60% of parents think that going to university is a good idea; this figure being significantly higher for NCOP than Non NCOP learners (fig 70)
- Parents are significantly more likely to think that 'going to university is a good idea' for Female learners, and significantly more likely to think that Male learners 'should get a job' (fig 71)
- Non White learners are significantly more likely to agree that their 'parents think going to university would be a good idea' and that 'what my parents say makes a big difference' (fig 72)

NCOP v Non NCOP (Fig 70)

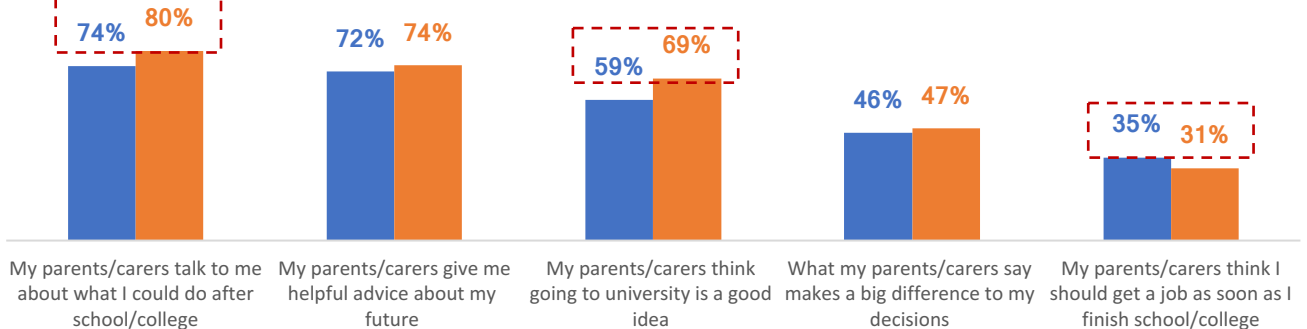
Q52 Please indicate how much you agree with the following statements.
% "Agree/Strongly Agree"

■ NCOP ■ Non NCOP



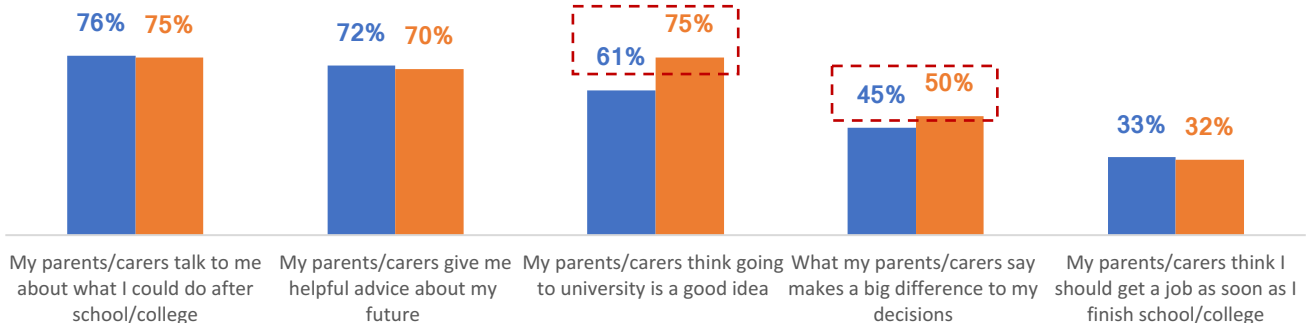
Gender (Fig 71)

■ Male ■ Female



Ethnicity (Fig 72)

■ White ■ Non White



Contents

INTRODUCTION

- P3... Executive Summary
- P5... Background & Context – The Realist Evaluation Framework
- P8... Research Objectives
- P9... Methodology
- P10... Sample & Demographics

P12... OVERVIEW AND KEY COMPARISONS

- P13... West Yorkshire v National Average
- P14... NCOP vs Non-NCOP
- P15... Gender
- P16... Ethnicity
- P19... School Year/Stage
- P22... Regional/Ward Breakdown

STATISTICAL REGRESSION MODELLING

- P26... What drives 'Intentions to apply to Higher Education'?

DIFFERENCES OVER TIME – DISTANCE TRAVELLED

- P32... Baseline v Follow-up
- P33... Matched Individuals (Repeat Respondents)
- P34... Impact of Activity

KEY THEMES IN DEPTH

- P36... Knowledge
- P37... Attitudes
- P38... Aspirations & Intentions
- P39... Barriers to Higher Education
- P40... Parental Influence

P42... Conclusions & Considerations

APPENDICES

- P43... Full Data Tables
- P101... Findings By School



Conclusions & Considerations

All suggestions are based on observations within the secondary data analysis, but may require further investigation (e.g. qualitative research) and assessment of approaches/feasibility before implementing.

West Yorkshire NCOP learners' Aspirations and Intentions are in line with the national average, while Knowledge is above average

- In addition, there is some indication of positive impact of existing activity, although this is with a small sample size; further research is needed to understand the impacts of specific activities
- Consider how to build on this positive foundation to maximise impacts; focusing on those areas that are identified as being most important in driving progression, and for different groups of students, as described below;

'Attitudes' are the most important element in driving 'Intentions to apply to Higher Education', more so than building 'Knowledge' (which is already strong)

- Perceptions of HE being 'for people like me' is the most important driver of Intentions. Consider how to show our target learners that 'people like them' can succeed in Higher Education and help build their skills and confidence to do so
- Uncertainty around 'what to study' and 'what to do in the future' are also common barriers. Look to expose learners to a range of career and study pathways, and provide guidance on how to get there

There is a gap between NCOP learner's 'wants' and their subsequent progression outcomes

- NCOP learners often lack confidence in their ability to 'fit in' and succeed in Higher Education
- 'Motivation' is also a key driver of NCOP learners' Intentions to apply to HE
- Consider ways to 'bridge the gap'; improving confidence, motivation and resilience; find ways to show them that they can achieve, e.g. with exposure to successful people from similar backgrounds

Male learners in particular are often lacking in 'motivation'

- Again, consider ways to demonstrate the importance of motivation and resilience through activities that help to build these traits and show their benefits.
- Find ways to show them that they can achieve and progress if they work hard

Parents have a key role in children's decisions regarding their future

- Consider how to maximise parents' positive influence; providing suitable information on the benefits of HE and options available, to help them to pass on informed and positive advice to learners
- Consider gender differences here and how to challenge any negative perceptions of HE

Appendices

APPENDIX A – FULL DATA TABLES

P44... GHWY v National Average

P48... NCOP v Non-NCOP

P52... Gender

P56... Ethnicity

P68... School Year/Stage

P88... Ward Breakdown

P89... Baseline v Follow-up

P89... Overall

P93... Matched Individuals (Repeat Respondents)

P97... Learners Engaged in Activity

APPENDIX B – FINDINGS BY SCHOOL (with sample size >50*)

P102... Airedale Academy

P106... Appleton Academy

P110... Beckfoot Oakbank School

P114... Bishop Young Academy

P118... Bradford Academy

P122... Bradford College

P126... Castleford Academy

P130... Cathedral Academy

P134... Elliott Hudson College

P138... The Farnley Academy

P142... The Featherstone Academy

P146... Hemsworth Academy

P150... Immanuel College

P154... Leeds City College

P158... Leeds College of Building

P162... Leeds West Academy

P166... Minsthorpe Community College

P170... Mount St Mary's Catholic High School

P174... New College Pontefract

P178... St Wilfrid's Catholic High School & Sixth Form

P182... Wakefield College



*Further list of schools included in the overall analysis, with sample size <50:

Carlton Boiling College
Cockburn John Charles
The Co-operative Academy of Leeds
Dixon Trinity Academy
Hanson Academy
Laisterdyke Leadership Academy
Notre Dame Sixth Form College
Outwood Academy City Fields
The Rodillian Academy
The Ruth Gorse Academy
Silcoates School

Appendix A – Full Data Tables

GHWY v UK Average - Knowledge

Go Higher West Yorkshire v National CFE Data (Baseline, NCOP only)

Question	Metric	GHWY	Sample	National	Sample
Q5 How much do you know about the following aspects of applying to higher education?	% A lot				
The courses that are available (1)	% A lot	20.4%	2850	18.5%	27305
Different routes, such as: higher/degree apprenticeships, distance learning, and higher education in a further education setting (2)	% A lot	18.8%	2857	15.4%	27315
How to apply through UCAS (3)	% A lot	19.0%	2861	9.5%	27299
Where to find information about applying (4)	% A lot	20.2%	2855	18.3%	27320
The qualifications and grades needed to get into the course you want (5)	% A lot	33.2%	2862	29.0%	27368
Q6 How much do you know about the following aspects of higher education study?	% A lot				
What student life would be like (1)	% A lot	21.1%	2842	20.4%	27276
How it leads to careers that you may be interested in (2)	% A lot	26.6%	2834	25.9%	27232
The costs of study (3)	% A lot	25.1%	2832	22.7%	27214
The financial support available (4)	% A lot	14.7%	2892	22.7%	27184
The options about where to live whilst studying (5)	% A lot	19.0%	2837	18.0%	27293
The support available (6)	% A lot	15.9%	2862	15.1%	27176
Q30 How likely are you to speak with the following people in order to help you decide what to do after you finish your current studies?	% top 3 (fairly, very likely, already spoken to)				
Teacher at school (1)	% top 3 (fairly, very likely, already spoken to)	59.1%	2447	NA	NA
Careers adviser at school (2)	% top 3 (fairly, very likely, already spoken to)	53.6%	2429	NA	NA
Careers adviser outside school (e.g. National Careers Service) (3)	% top 3 (fairly, very likely, already spoken to)	27.6%	2421	NA	NA
Staff at a college/university visit or open day (4)	% top 3 (fairly, very likely, already spoken to)	62.6%	2428	NA	NA
Students at a college/university visit or open day (12)	% top 3 (fairly, very likely, already spoken to)	54.3%	2415	NA	NA
Friends (5)	% top 3 (fairly, very likely, already spoken to)	72.0%	2427	NA	NA
Enterprise adviser (6)	% top 3 (fairly, very likely, already spoken to)	27.7%	2393	NA	NA
Family (7)	% top 3 (fairly, very likely, already spoken to)	83.0%	2425	NA	NA
Someone in your community (e.g. an activity leader, religious leader, youth worker) (8)	% top 3 (fairly, very likely, already spoken to)	25.7%	2397	NA	NA
Local employer (9)	% top 3 (fairly, very likely, already spoken to)	29.4%	2396	NA	NA
Apprenticeship ambassador (10)	% top 3 (fairly, very likely, already spoken to)	29.8%	2396	NA	NA
Other	% top 3 (fairly, very likely, already spoken to)	35.3%	961	NA	NA

Appendix A – Full Data Tables

GHWY v UK Average - Attitudes

Go Higher West Yorkshire v National CFE Data (Baseline, NCOP only)

Question	Metric	GHWY	Sample	National	Sample
Q11 How much do you agree with the following statements about higher education?	% strongly agree				
It is for people like me (1)	% strongly agree	10.2%	2770	NA	NA
I would fit in well with others (2)	% strongly agree	11.0%	2771	NA	NA
I have the academic ability to succeed (3)	% strongly agree	14.5%	2763	NA	NA
I could cope with the level of study required (4)	% strongly agree	10.6%	2766	NA	NA
Q12 How much do you agree with the following statements about higher education?	% strongly agree				
It would broaden my horizons (1)	% strongly agree	19.2%	2696	NA	NA
It would challenge me intellectually (2)	% strongly agree	26.2%	2695	NA	NA
It would give me valuable life skills (3)	% strongly agree	27.6%	2692	NA	NA
It would improve my social life (4)	% strongly agree	20.3%	2692	NA	NA
It would enable me to earn more (5)	% strongly agree	30.7%	2697	NA	NA
It would enable me to get a better job (6)	% strongly agree	39.6%	2694	NA	NA
Q23 How much do you agree with the following statements?	% strongly agree				
I believe I could go to university when I leave school if I wanted to (1)	% strongly agree	19.6%	2623	NA	NA
It is better to start an apprenticeship than go to university (2)	% strongly agree	8.0%	2607	NA	NA
It is better to get a job than go to university (3)	% strongly agree	5.9%	2608	NA	NA
All universities are the same (4)	% strongly agree	2.9%	2612	NA	NA
Some universities are better than others (5)	% strongly agree	20.7%	2604	NA	NA
Employers value some universities more than others (6)	% strongly agree	13.1%	2595	NA	NA
My family values some universities more than others (7)	% strongly agree	7.7%	2594	NA	NA
My school or college values some universities more than others (8)	% strongly agree	7.0%	2588	NA	NA
All universities offer the same courses (9)	% strongly agree	2.6%	2584	NA	NA
If you do not get good grades at Post 16 you can still get into university (10)	% strongly agree	4.5%	2575	NA	NA
My family would like me to go to university (11)	% strongly agree	23.5%	2576	NA	NA
I feel I have enough information to decide which higher education option would suit me best (higher/degree apprenticeship or degree) (12)	% strongly agree	11.4%	2570	NA	NA

Appendix A – Full Data Tables

GHWY v UK Average – Aspirations & Intentions

Go Higher West Yorkshire v National CFE Data (Baseline, NCOP only)

Question	Metric	GHWY	Sample	National	Sample
Q4 How much do you agree with the following statements about your aspirations for the future?	% strongly agree				
I am motivated to do well in my studies (1)	% strongly agree	42.6%	2875	41.9%	27656
I could get the grades I need for further study (2)	% strongly agree	22.7%	2866	23.3%	27594
I could gain a place on a good course if I wanted to (3)	% strongly agree	24.9%	2866	25.1%	27563
Q8 How likely are you to apply to higher education at age 18 or 19?	% top 3 (definitely apply, very likely, fairly likely)	66.9%	2717	67.5%	26399
Q10 How likely are you to apply to do a higher education qualification in the future?	% top 3 (definitely apply, very likely, fairly likely)	21.5%	876	24.5%	884
Q2a When you finish your current studies, what would you most like to do next? (Y11)	%				
Study at school or a sixth-form college (1)	%	29.0%	2224	34.8%	NA
Study at a further education college (2)	%	35.5%	2224	32.9%	NA
Get a full-time job (3)	%	5.0%	2224	3.6%	NA
Get a part-time job (4)	%	3.0%	2224	3.0%	NA
Begin an apprenticeship (5)	%	12.1%	2224	15.7%	NA
Some other type of training (6)	%	0.5%	2224	0.8%	NA
Other (7)	%	4.1%	2224	1.2%	NA
Don't know (8)	%	10.7%	2224	7.6%	NA
Q2b When you finish your current studies, what would you most like to do next? (Y13)	%				
Get a full-time job (3)	%	10.5%	645	7.20%	NA
Get a part-time job (4)	%	1.6%	645	1.10%	NA
Study at or stay in further education college (9)	%	2.9%	645	2.10%	NA
Study higher education at a further education college or other further education provider (10)	%	2.5%	645	2.9%	NA
Study at a local university or another higher education institution (11)	%	22.6%	645	19.7%	NA
Study away from home at university or another higher education institution (12)	%	31.6%	645	44.7%	NA
Get a job and study at the same time (13)	%	4.7%	645	3.5%	NA
Begin an apprenticeship (5)	%	6.8%	645	6.8%	NA
Begin a higher/degree apprenticeship (14)	%	6.0%	645	4.1%	NA
Some other type of training (6)	%	0.5%	645	0.4%	NA
Other (7)	%	2.2%	645	1.8%	NA
Don't know (8)	%	8.1%	645	5.6%	NA

Appendix A – Full Data Tables

GHWY v UK Average - Barriers

Go Higher West Yorkshire v National CFE Data (Baseline, NCOP only)

Question	Metric	GHWY	Sample	National	Sample
Q9 What is the main reason you might not go on to study further?	%				
My current qualifications are enough (1)	%	4.7%	874	3.3%	8885
I have decided on a specific career (that does not require further study) (2)	%	14.8%	874	11.9%	8885
I want to work and earn money (3)	%	24.0%	874	22.9%	8885
The cost is too much (4)	%	6.4%	874	7.1%	8885
It depends on the grades I get (5)	%	16.4%	874	16.1%	8885
I do not have the necessary study skills (6)	%	1.1%	874	1.2%	8885
It does not appeal to me (7)	%	6.3%	874	8.1%	8885
I want to travel (8)	%	3.2%	874	4.5%	8885
I am still undecided (9)	%	17.2%	874	18.0%	8885
There is nowhere close enough to home (10)	%	0.8%	874	0.6%	8885
Other reason	%	5.1%	874	6.3%	8885
Q25 What would put you off applying to study a higher education qualification?	%				
Potential costs (1)	%	53.0%	2629	NA	NA
I might not get the grades (2)	%	56.4%	2629	NA	NA
I'm worried I won't fit in (3)	%	24.0%	2629	NA	NA
I wouldn't know what course to study (4)	%	26.9%	2629	NA	NA
I don't know anyone else who has studied a higher education qualification (5)	%	16.2%	2629	NA	NA
I have caring responsibilities at home (6)	%	6.0%	2629	NA	NA
I have a disability (7)	%	2.7%	2629	NA	NA
I don't know what to do in the future (8)	%	29.7%	2629	NA	NA
I wouldn't have the support of my family (9)	%	4.6%	2629	NA	NA
Other	%	7.9%	2629	NA	NA
Q52 Please indicate how much you agree with the following statements.	% agree/strongly				
My parents/carers talk to me about what I could do after school/college	% agree/strongly	75.3%	2329	NA	NA
My parents/carers think going to university is a good idea	% agree/strongly	64.3%	2325	NA	NA
My parents/carers give me helpful advice about my future	% agree/strongly	70.9%	2309	NA	NA
My parents/carers think I should get a job as soon as I finish school/college	% agree/strongly	33.8%	2317	NA	NA
What my parents/carers say makes a big difference to my decisions	% agree/strongly	45.7%	2313	NA	NA

Appendix A – Full Data Tables

NCOP v Non NCOP - Knowledge

NCOP v Non NCOP* (GHWY Overall, Baseline & Follow-up)

Question	Metric	NCOP	Sample	Non NCOP	Sample
Q5 How much do you know about the following aspects of applying to higher education?	% A lot				
The courses that are available (1)	% A lot	20.0%	3262	20.3%	3219
Different routes, such as: higher/degree apprenticeships, distance learning, and higher education in a further education setting (2)	% A lot	19.0%	3271	17.9%	3227
How to apply through UCAS (3)	% A lot	18.4%	3273	17.5%	3232
Where to find information about applying (4)	% A lot	19.7%	3267	19.6%	3221
The qualifications and grades needed to get into the course you want (5)	% A lot	32.3%	3274	32.7%	3232
Q6 How much do you know about the following aspects of higher education study?	% A lot				
What student life would be like (1)	% A lot	21.8%	3259	23.7%	3209
How it leads to careers that you may be interested in (2)	% A lot	26.2%	3250	28.4%	3201
The costs of study (3)	% A lot	25.8%	3250	29.9%	3205
The financial support available (4)	% A lot	15.6%	3244	16.7%	3191
The options about where to live whilst studying (5)	% A lot	20.0%	3253	21.2%	3197
The support available (6)	% A lot	16.1%	3243	16.1%	3200
Q30 How likely are you to speak with the following people in order to help you decide what to do after you finish your current studies?	% top 3 (fairly, very likely, already spoken to)				
Teacher at school (1)	% top 3 (fairly, very likely, already spoken to)	58.7%	2813	57.6%	2736
Careers adviser at school (2)	% top 3 (fairly, very likely, already spoken to)	53.6%	2793	51.4%	2724
Careers adviser outside school (e.g. National Careers Service) (3)	% top 3 (fairly, very likely, already spoken to)	28.0%	2781	28.3%	2712
Staff at a college/university visit or open day (4)	% top 3 (fairly, very likely, already spoken to)	62.0%	2789	60.1%	2715
Students at a college/university visit or open day (12)	% top 3 (fairly, very likely, already spoken to)	54.1%	2722	53.4%	2708
Friends (5)	% top 3 (fairly, very likely, already spoken to)	71.9%	2789	70.3%	2718
Enterprise adviser (6)	% top 3 (fairly, very likely, already spoken to)	27.7%	2752	28.7%	2693
Family (7)	% top 3 (fairly, very likely, already spoken to)	82.8%	2784	79.8%	2708
Someone in your community (e.g. an activity leader, religious leader, youth worker) (8)	% top 3 (fairly, very likely, already spoken to)	25.8%	2753	24.9%	2702
Local employer (9)	% top 3 (fairly, very likely, already spoken to)	29.3%	2754	30.3%	2693
Apprenticeship ambassador (10)	% top 3 (fairly, very likely, already spoken to)	30.4%	2752	29.6%	2679
Other	% top 3 (fairly, very likely, already spoken to)	35.0%	1119	35.0%	1258

Appendix A – Full Data Tables

NCOP v Non NCOP - Attitudes

NCOP v Non NCOP* (GHWY Overall, Baseline & Follow-up)

Question	Metric	NCOP	Sample	Non NCOP	Sample
Q11 How much do you agree with the following statements about higher education?	% strongly agree				
It is for people like me (1)	% strongly agree	10.1%	3185	12.6%	3123
I would fit in well with others (2)	% strongly agree	10.7%	3184	13.4%	3115
I have the academic ability to succeed (3)	% strongly agree	14.4%	3176	17.6%	3109
I could cope with the level of study required (4)	% strongly agree	10.4%	3180	13.1%	3107
Q12 How much do you agree with the following statements about higher education?	% strongly agree				
It would broaden my horizons (1)	% strongly agree	18.8%	3107	23.1%	3029
It would challenge me intellectually (2)	% strongly agree	26.2%	3104	30.6%	3022
It would give me valuable life skills (3)	% strongly agree	27.9%	3099	31.4%	3020
It would improve my social life (4)	% strongly agree	21.1%	3102	23.3%	3026
It would enable me to earn more (5)	% strongly agree	31.0%	3104	30.3%	3025
It would enable me to get a better job (6)	% strongly agree	39.8%	3101	39.2%	3027
Q23 How much do you agree with the following statements?	% strongly agree				
I believe I could go to university when I leave school if I wanted to (1)	% strongly agree	20.4%	3012	24.2%	2902
It is better to start an apprenticeship than go to university (2)	% strongly agree	7.9%	2992	8.9%	2885
It is better to get a job than go to university (3)	% strongly agree	6.0%	2997	7.0%	2885
All universities are the same (4)	% strongly agree	2.9%	2998	3.5%	2887
Some universities are better than others (5)	% strongly agree	20.4%	2990	21.1%	2870
Employers value some universities more than others (6)	% strongly agree	13.1%	2982	14.9%	2870
My family values some universities more than others (7)	% strongly agree	7.5%	2978	8.5%	2868
My school or college values some universities more than others (8)	% strongly agree	7.0%	2972	8.1%	2861
All universities offer the same courses (9)	% strongly agree	2.5%	2967	2.8%	2860
If you do not get good grades at Post 16 you can still get into university (10)	% strongly agree	4.4%	2958	4.6%	2856
My family would like me to go to university (11)	% strongly agree	22.7%	2957	21.5%	2855
I feel I have enough information to decide which higher education option would suit me best (higher/degree apprenticeship or degree) (12)	% strongly agree	11.2%	2953	12.9%	2851

Appendix A – Full Data Tables

NCOP v Non NCOP – Aspirations & Intentions

NCOP v Non NCOP* (GHWY Overall, Baseline & Follow-up)

Question	Metric	NCOP	Sample	Non NCOP	Sample
Q4 How much do you agree with the following statements about your aspirations for the future?	% strongly agree				
I am motivated to do well in my studies (1)	% strongly agree	42.6%	3295	49.0%	3254
I could get the grades I need for further study (2)	% strongly agree	22.9%	3285	27.5%	3241
I could gain a place on a good course if I wanted to (3)	% strongly agree	24.8%	3284	29.4%	3238
Q8 How likely are you to apply to higher education at age 18 or 19?	% top 3 (definitely apply, very likely, fairly likely)	66.9%	3115	66.9%	3020
Q10 How likely are you to apply to do a higher education qualification in the future?	% top 3 (definitely apply, very likely, fairly likely)	21.3%	1006	20.8%	980
Q2a When you finish your current studies, what would you most like to do next? (Y11)	%				
Study at school or a sixth-form college (1)	%	30.1%	2552	28.1%	1923
Study at a further education college (2)	%	33.2%	2552	25.1%	1923
Get a full-time job (3)	%	5.3%	2552	9.4%	1923
Get a part-time job (4)	%	3.1%	2552	3.7%	1923
Begin an apprenticeship (5)	%	12.4%	2552	12.6%	1923
Some other type of training (6)	%	0.5%	2552	1.0%	1923
Other (7)	%	3.9%	2552	6.3%	1923
Don't know (8)	%	11.4%	2552	13.8%	1923
Q2b When you finish your current studies, what would you most like to do next? (Y13)	%				
Get a full-time job (3)	%	10.1%	735	12.0%	1315
Get a part-time job (4)	%	1.6%	735	2.3%	1315
Study at or stay in further education college (9)	%	3.7%	735	4.8%	1315
Study higher education at a further education college or other further education provider (10)	%	2.4%	735	3.7%	1315
Study at a local university or another higher education institution (11)	%	23.3%	735	19.8%	1315
Study away from home at university or another higher education institution (12)	%	31.7%	735	31.4%	1315
Get a job and study at the same time (13)	%	4.2%	735	4.3%	1315
Begin an apprenticeship (5)	%	6.3%	735	4.8%	1315
Begin a higher/degree apprenticeship (14)	%	5.6%	735	4.3%	1315
Some other type of training (6)	%	0.4%	735	0.6%	1315
Other (7)	%	2.0%	735	3.3%	1315
Don't know (8)	%	8.7%	735	8.0%	1315

Appendix A – Full Data Tables

NCOP v Non NCOP - Barriers

NCOP v Non NCOP* (GHWY Overall, Baseline & Follow-up)

Question	Metric	NCOP	Sample	Non NCOP	Sample
Q9 What is the main reason you might not go on to study further?	%				
My current qualifications are enough (1)	%	5.0%	1004	4.3%	973
I have decided on a specific career (that does not require further study) (2)	%	14.1%	1004	13.4%	973
I want to work and earn money (3)	%	24.3%	1004	23.4%	973
The cost is too much (4)	%	6.1%	1004	7.4%	973
It depends on the grades I get (5)	%	16.5%	1004	14.5%	973
I do not have the necessary study skills (6)	%	1.0%	1004	1.4%	973
It does not appeal to me (7)	%	6.9%	1004	7.7%	973
I want to travel (8)	%	2.9%	1004	3.2%	973
I am still undecided (9)	%	17.2%	1004	14.9%	973
There is nowhere close enough to home (10)	%	0.7%	1004	0.7%	973
Other reason	%	5.3%	1004	9.0%	973
Q25 What would put you off applying to study a higher education qualification?	%				
Potential costs (1)	%	52.3%	3044	51.8%	3077
I might not get the grades (2)	%	56.0%	3044	51.7%	3077
I'm worried I won't fit in (3)	%	24.2%	3044	20.1%	3077
I wouldn't know what course to study (4)	%	26.5%	3044	25.1%	3077
I don't know anyone else who has studied a higher education qualification (5)	%	15.9%	3044	12.7%	3077
I have caring responsibilities at home (6)	%	5.6%	3044	4.6%	3077
I have a disability (7)	%	2.6%	3044	4.2%	3077
I don't know what to do in the future (8)	%	29.5%	3044	25.7%	3077
I wouldn't have the support of my family (9)	%	4.5%	3044	4.2%	3077
Other	%	7.7%	3044	9.4%	3077
Q52 Please indicate how much you agree with the following statements.	% agree/strongly				
My parents/carers talk to me about what I could do after school/college	% agree/strongly	75.1%	2667	75.0%	2606
My parents/carers think going to university is a good idea	% agree/strongly	64.2%	2665	61.4%	2593
My parents/carers give me helpful advice about my future	% agree/strongly	70.5%	2647	71.2%	2572
My parents/carers think I should get a job as soon as I finish school/college	% agree/strongly	34.3%	2654	31.1%	2576
What my parents/carers say makes a big difference to my decisions	% agree/strongly	45.3%	2648	46.5%	2575

Appendix A – Full Data Tables

Gender - Knowledge

Gender (GHWY Overall, Baseline & Follow-up)

Question	Metric	Male	Sample	Female	Sample
Q5 How much do you know about the following aspects of applying to higher education?	% A lot				
The courses that are available (1)	% A lot	20.6%	2224	21.6%	2471
Different routes, such as: higher/degree apprenticeships, distance learning, and higher education in a further education setting (2)	% A lot	19.8%	2238	18.4%	2477
How to apply through UCAS (3)	% A lot	17.3%	2241	20.5%	2483
Where to find information about applying (4)	% A lot	19.8%	2234	20.8%	2481
The qualifications and grades needed to get into the course you want (5)	% A lot	32.8%	2242	34.4%	2488
Q6 How much do you know about the following aspects of higher education study?	% A lot				
What student life would be like (1)	% A lot	22.5%	2250	23.5%	2494
How it leads to careers that you may be interested in (2)	% A lot	27.1%	2242	29.0%	2490
The costs of study (3)	% A lot	28.7%	2243	29.9%	2488
The financial support available (4)	% A lot	16.3%	2240	16.6%	2486
The options about where to live whilst studying (5)	% A lot	19.8%	2248	22.3%	2486
The support available (6)	% A lot	15.7%	2245	16.1%	2485
Q30 How likely are you to speak with the following people in order to help you decide what to do after you finish your current studies?	% top 3 (fairly, very likely, already spoken to)				
Teacher at school (1)	% top 3 (fairly, very likely, already spoken to)	56.0%	2186	64.4%	2488
Careers adviser at school (2)	% top 3 (fairly, very likely, already spoken to)	52.2%	2174	56.5%	2440
Careers adviser outside school (e.g. National Careers Service) (3)	% top 3 (fairly, very likely, already spoken to)	29.2%	2172	26.8%	2428
Staff at a college/university visit or open day (4)	% top 3 (fairly, very likely, already spoken to)	57.3%	2173	68.7%	2463
Students at a college/university visit or open day (12)	% top 3 (fairly, very likely, already spoken to)	50.0%	2166	59.1%	2430
Friends (5)	% top 3 (fairly, very likely, already spoken to)	67.4%	2173	77.5%	2439
Enterprise adviser (6)	% top 3 (fairly, very likely, already spoken to)	29.1%	2146	26.8%	2418
Family (7)	% top 3 (fairly, very likely, already spoken to)	81.8%	2170	85.2%	2431
Someone in your community (e.g. an activity leader, religious leader, youth worker) (8)	% top 3 (fairly, very likely, already spoken to)	24.7%	2158	25.7%	2420
Local employer (9)	% top 3 (fairly, very likely, already spoken to)	31.6%	2158	28.3%	2420
Apprenticeship ambassador (10)	% top 3 (fairly, very likely, already spoken to)	33.6%	2150	26.4%	2416
Other	% top 3 (fairly, very likely, already spoken to)	34.1%	905	35.9%	914

Appendix A – Full Data Tables

Gender - Attitudes

Gender (GHWY Overall, Baseline & Follow-up)

Question	Metric	Male	Sample	Female	Sample
Q11 How much do you agree with the following statements about higher education?	% strongly agree				
It is for people like me (1)	% strongly agree	12.2%	2244	12.2%	2495
I would fit in well with others (2)	% strongly agree	12.2%	2241	13.0%	2493
I have the academic ability to succeed (3)	% strongly agree	18.8%	2240	15.9%	2487
I could cope with the level of study required (4)	% strongly agree	12.1%	2241	12.8%	2485
Q12 How much do you agree with the following statements about higher education?	% strongly agree				
It would broaden my horizons (1)	% strongly agree	20.9%	2226	23.9%	2478
It would challenge me intellectually (2)	% strongly agree	28.4%	2223	32.7%	2478
It would give me valuable life skills (3)	% strongly agree	28.1%	2220	34.9%	2473
It would improve my social life (4)	% strongly agree	19.9%	2219	26.3%	2479
It would enable me to earn more (5)	% strongly agree	33.0%	2222	31.8%	2474
It would enable me to get a better job (6)	% strongly agree	40.7%	2217	42.1%	2481
Q23 How much do you agree with the following statements?	% strongly agree				
I believe I could go to university when I leave school if I wanted to (1)	% strongly agree	19.2%	2206	27.6%	2455
It is better to start an apprenticeship than go to university (2)	% strongly agree	10.4%	2192	6.2%	2444
It is better to get a job than go to university (3)	% strongly agree	7.2%	2195	4.5%	2446
All universities are the same (4)	% strongly agree	3.1%	2196	2.5%	2444
Some universities are better than others (5)	% strongly agree	24.8%	2194	18.3%	2440
Employers value some universities more than others (6)	% strongly agree	16.7%	2189	12.4%	2442
My family values some universities more than others (7)	% strongly agree	7.6%	2190	8.3%	2438
My school or college values some universities more than others (8)	% strongly agree	7.3%	2182	7.9%	2436
All universities offer the same courses (9)	% strongly agree	2.4%	2186	2.3%	2430
If you do not get good grades at Post 16 you can still get into university (10)	% strongly agree	4.1%	2178	4.4%	2428
My family would like me to go to university (11)	% strongly agree	21.8%	2182	24.6%	2426
I feel I have enough information to decide which higher education option would suit me best (higher/degree apprenticeship or degree) (12)	% strongly agree	12.6%	2173	11.9%	2429

Appendix A – Full Data Tables

Gender – Aspirations & Intentions

Gender (GHWY Overall, Baseline & Follow-up)

Question	Metric	Male	Sample	Female	Sample
Q4 How much do you agree with the following statements about your aspirations for the future?	% strongly agree				
I am motivated to do well in my studies (1)	% strongly agree	44.2%	2258	53.2%	2502
I could get the grades I need for further study (2)	% strongly agree	28.2%	2252	24.9%	2497
I could gain a place on a good course if I wanted to (3)	% strongly agree	28.9%	2245	28.6%	2495
Q8 How likely are you to apply to higher education at age 18 or 19?	% top 3 (definitely apply, very likely, fairly likely)	61.8%	2144	77.2%	2339
Q10 How likely are you to apply to do a higher education qualification in the future?	% top 3 (definitely apply, very likely, fairly likely)	18.6%	819	25.1%	530
Q2a When you finish your current studies, what would you most like to do next? (Y11)	%				
Study at school or a sixth-form college (1)	%	25.2%	1499	34.0%	1608
Study at a further education college (2)	%	25.4%	1499	37.4%	1608
Get a full-time job (3)	%	10.0%	1499	5.2%	1608
Get a part-time job (4)	%	4.3%	1499	2.4%	1608
Begin an apprenticeship (5)	%	17.3%	1499	6.8%	1608
Some other type of training (6)	%	0.8%	1499	0.4%	1608
Other (7)	%	4.8%	1499	3.4%	1608
Don't know (8)	%	12.1%	1499	10.6%	1608
Q2b When you finish your current studies, what would you most like to do next? (Y13)	%				
Get a full-time job (3)	%	12.7%	742	9.0%	891
Get a part-time job (4)	%	2.6%	742	1.2%	891
Study at or stay in further education college (9)	%	5.0%	742	3.3%	891
Study higher education at a further education college or other further education provider (10)	%	2.6%	742	3.4%	891
Study at a local university or another higher education institution (11)	%	17.9%	742	24.5%	891
Study away from home at university or another higher education institution (12)	%	29.0%	742	36.7%	891
Get a job and study at the same time (13)	%	3.0%	742	5.7%	891
Begin an apprenticeship (5)	%	7.7%	742	3.5%	891
Begin a higher/degree apprenticeship (14)	%	6.7%	742	3.1%	891
Some other type of training (6)	%	0.5%	742	0.3%	891
Other (7)	%	2.3%	742	1.9%	891
Don't know (8)	%	10.0%	742	6.7%	891

Appendix A – Full Data Tables

Gender - Barriers

Gender (GHWY Overall, Baseline & Follow-up)

Question	Metric	Male	Sample	Female	Sample
Q9 What is the main reason you might not go on to study further?					
	%				
My current qualifications are enough (1)	%	4.6%	813	3.6%	529
I have decided on a specific career (that does not require further study) (2)	%	17.6%	813	11.5%	529
I want to work and earn money (3)	%	25.1%	813	21.4%	529
The cost is too much (4)	%	5.2%	813	9.1%	529
It depends on the grades I get (5)	%	15.3%	813	18.9%	529
I do not have the necessary study skills (6)	%	1.2%	813	0.8%	529
It does not appeal to me (7)	%	8.5%	813	6.2%	529
I want to travel (8)	%	2.2%	813	3.8%	529
I am still undecided (9)	%	15.0%	813	18.9%	529
There is nowhere close enough to home (10)	%	0.6%	813	0.6%	529
Other reason	%	4.8%	813	5.3%	529
Q25 What would put you off applying to study a higher education qualification?					
	%				
Potential costs (1)	%	52.4%	2256	58.6%	2493
I might not get the grades (2)	%	48.0%	2256	64.4%	2493
I'm worried I won't fit in (3)	%	17.4%	2256	27.8%	2493
I wouldn't know what course to study (4)	%	24.5%	2256	29.7%	2493
I don't know anyone else who has studied a higher education qualification (5)	%	13.5%	2256	15.3%	2493
I have caring responsibilities at home (6)	%	4.6%	2256	5.0%	2493
I have a disability (7)	%	3.5%	2256	2.0%	2493
I don't know what to do in the future (8)	%	26.6%	2256	32.0%	2493
I wouldn't have the support of my family (9)	%	3.9%	2256	4.4%	2493
Other	%	9.7%	2256	6.4%	2493
Q52 Please indicate how much you agree with the following statements.					
	% agree/strongly				
My parents/carers talk to me about what I could do after school/college	% agree/strongly	73.7%	2187	80.1%	2447
My parents/carers think going to university is a good idea	% agree/strongly	59.3%	2181	68.6%	2442
My parents/carers give me helpful advice about my future	% agree/strongly	71.5%	2167	73.9%	2425
My parents/carers think I should get a job as soon as I finish school/college	% agree/strongly	35.2%	2170	30.6%	2434
What my parents/carers say makes a big difference to my decisions	% agree/strongly	45.6%	2174	47.3%	2432

Appendix A – Full Data Tables

Ethnicity - Knowledge

Ethnicity (GHWY Overall, Baseline & Follow-up)

Question	Metric	White	Sample	Non-White	Sample
Q5 How much do you know about the following aspects of applying to higher education?	% A lot				
The courses that are available (1)	% A lot	20.6%	4049	22.9%	850
Different routes, such as: higher/degree apprenticeships, distance learning, and higher education in a further education setting (2)	% A lot	18.6%	4062	21.9%	859
How to apply through UCAS (3)	% A lot	18.9%	4065	18.8%	861
Where to find information about applying (4)	% A lot	19.7%	4062	22.4%	859
The qualifications and grades needed to get into the course you want (5)	% A lot	32.2%	4070	38.7%	862
Q6 How much do you know about the following aspects of higher education study?	% A lot				
What student life would be like (1)	% A lot	22.5%	4085	25.9%	862
How it leads to careers that you may be interested in (2)	% A lot	27.7%	4076	29.1%	859
The costs of study (3)	% A lot	29.3%	4077	29.6%	859
The financial support available (4)	% A lot	16.2%	4073	19.3%	855
The options about where to live whilst studying (5)	% A lot	21.0%	4075	21.3%	860
The support available (6)	% A lot	15.5%	4074	18.1%	860
Q30 How likely are you to speak with the following people in order to help you decide what to do after you finish your current studies?	% top 3 (fairly, very likely, already spoken to)				
Teacher at school (1)	% top 3 (fairly, very likely, already spoken to)	58.7%	3984	62.1%	831
Careers adviser at school (2)	% top 3 (fairly, very likely, already spoken to)	52.9%	3968	57.3%	824
Careers adviser outside school (e.g. National Careers Service) (3)	% top 3 (fairly, very likely, already spoken to)	26.7%	3954	33.9%	822
Staff at a college/university visit or open day (4)	% top 3 (fairly, very likely, already spoken to)	62.6%	3966	61.2%	822
Students at a college/university visit or open day (12)	% top 3 (fairly, very likely, already spoken to)	53.7%	3953	58.4%	817
Friends (5)	% top 3 (fairly, very likely, already spoken to)	71.9%	3969	71.9%	821
Enterprise adviser (6)	% top 3 (fairly, very likely, already spoken to)	26.7%	3932	33.3%	810
Family (7)	% top 3 (fairly, very likely, already spoken to)	83.4%	3955	77.5%	823
Someone in your community (e.g. an activity leader, religious leader, youth worker) (8)	% top 3 (fairly, very likely, already spoken to)	23.4%	3943	32.1%	814
Local employer (9)	% top 3 (fairly, very likely, already spoken to)	29.6%	3936	29.4%	815
Apprenticeship ambassador (10)	% top 3 (fairly, very likely, already spoken to)	32.3%	3929	25.8%	813
Other	% top 3 (fairly, very likely, already spoken to)	34.3%	1582	37.6%	356

Appendix A – Full Data Tables

Ethnicity - Knowledge

Question Responses
(Sample sizes on subsequent page)

Ethnicity (GHWY Overall, Baseline & Follow-up)

Question	Metric	Asian	Black	Gypsy/ Traveller	Mixed
Q5 How much do you know about the following aspects of applying to higher education?	% A lot				
The courses that are available (1)	% A lot	24.3%	26.3%	17.4%	17.7%
Different routes, such as: higher/degree apprenticeships, distance learning, and higher education in a further education setting (2)	% A lot	23.5%	23.9%	19.4%	16.8%
How to apply through UCAS (3)	% A lot	18.1%	20.8%	19.1%	17.9%
Where to find information about applying (4)	% A lot	24.3%	25.3%	16.2%	16.8%
The qualifications and grades needed to get into the course you want (5)	% A lot	42.7%	42.3%	20.6%	31.0%
Q6 How much do you know about the following aspects of higher education study?	% A lot				
What student life would be like (1)	% A lot	26.5%	24.9%	19.4%	26.5%
How it leads to careers that you may be interested in (2)	% A lot	30.2%	34.3%	14.9%	26.8%
The costs of study (3)	% A lot	32.3%	26.4%	25.4%	29.5%
The financial support available (4)	% A lot	19.2%	19.6%	20.9%	19.6%
The options about where to live whilst studying (5)	% A lot	22.6%	16.5%	22.4%	25.0%
The support available (6)	% A lot	19.5%	17.2%	16.4%	17.0%
Q30 How likely are you to speak with the following people in order to help you decide what to do after you finish your current studies?	% top 3 (fairly, very likely, already spoken to)				
Teacher at school (1)	% top 3 (fairly, very likely, already spoken to)	70.7%	59.4%	31.3%	56.4%
Careers adviser at school (2)	% top 3 (fairly, very likely, already spoken to)	61.2%	59.3%	34.4%	54.1%
Careers adviser outside school (e.g. National Careers Service) (3)	% top 3 (fairly, very likely, already spoken to)	33.3%	40.3%	28.6%	28.4%
Staff at a college/university visit or open day (4)	% top 3 (fairly, very likely, already spoken to)	62.2%	68.4%	29.7%	66.1%
Students at a college/university visit or open day (12)	% top 3 (fairly, very likely, already spoken to)	58.0%	68.6%	37.1%	57.4%
Friends (5)	% top 3 (fairly, very likely, already spoken to)	76.3%	76.8%	39.1%	74.1%
Enterprise adviser (6)	% top 3 (fairly, very likely, already spoken to)	32.7%	36.4%	31.1%	29.9%
Family (7)	% top 3 (fairly, very likely, already spoken to)	82.8%	80.3%	42.9%	77.1%
Someone in your community (e.g. an activity leader, religious leader, youth worker) (8)	% top 3 (fairly, very likely, already spoken to)	32.0%	39.4%	20.6%	24.8%
Local employer (9)	% top 3 (fairly, very likely, already spoken to)	29.1%	30.7%	26.2%	29.2%
Apprenticeship ambassador (10)	% top 3 (fairly, very likely, already spoken to)	31.1%	30.1%	27.4%	26.9%
Other	% top 3 (fairly, very likely, already spoken to)	36.5%	43.5%	30.8%	40.0%

Appendix A – Full Data Tables

Ethnicity - Knowledge

Sample Sizes

Ethnicity (GHWY Overall, Baseline & Follow-up)

(Question responses on previous page)

Question	Metric	Asian	Black	Gypsy/ Traveller	Mixed
Q5 How much do you know about the following aspects of applying to higher education?	% A lot				
The courses that are available (1)	% A lot	437	175	69	113
Different routes, such as: higher/degree apprenticeships, distance learning, and higher education in a further education setting (2)	% A lot	443	180	67	113
How to apply through UCAS (3)	% A lot	443	183	68	112
Where to find information about applying (4)	% A lot	441	182	68	113
The qualifications and grades needed to get into the course you want (5)	% A lot	445	182	68	113
Q6 How much do you know about the following aspects of higher education study?	% A lot				
What student life would be like (1)	% A lot	445	181	67	113
How it leads to careers that you may be interested in (2)	% A lot	444	181	67	112
The costs of study (3)	% A lot	443	182	67	112
The financial support available (4)	% A lot	443	179	67	112
The options about where to live whilst studying (5)	% A lot	443	182	67	112
The support available (6)	% A lot	446	180	67	112
Q30 How likely are you to speak with the following people in order to help you decide what to do after you finish your current studies?	% top 3 (fairly, very likely, already spoken to)				
Teacher at school (1)	% top 3 (fairly, very likely, already spoken to)	426	180	64	110
Careers adviser at school (2)	% top 3 (fairly, very likely, already spoken to)	425	177	64	109
Careers adviser outside school (e.g. National Careers Service) (3)	% top 3 (fairly, very likely, already spoken to)	424	176	63	109
Staff at a college/university visit or open day (4)	% top 3 (fairly, very likely, already spoken to)	423	177	64	109
Students at a college/university visit or open day (12)	% top 3 (fairly, very likely, already spoken to)	424	175	62	108
Friends (5)	% top 3 (fairly, very likely, already spoken to)	422	177	64	108
Enterprise adviser (6)	% top 3 (fairly, very likely, already spoken to)	422	173	61	107
Family (7)	% top 3 (fairly, very likely, already spoken to)	424	178	63	109
Someone in your community (e.g. an activity leader, religious leader, youth worker) (8)	% top 3 (fairly, very likely, already spoken to)	422	175	63	105
Local employer (9)	% top 3 (fairly, very likely, already spoken to)	423	176	61	106
Apprenticeship ambassador (10)	% top 3 (fairly, very likely, already spoken to)	421	173	62	108
Other	% top 3 (fairly, very likely, already spoken to)	170	69	52	35

Appendix A – Full Data Tables

Ethnicity - Attitudes

Ethnicity (GHWY Overall, Baseline & Follow-up)

Question	Metric	White	Sample	Non-White	Sample
Q11 How much do you agree with the following statements about higher education?	% strongly agree				
It is for people like me (1)	% strongly agree	11.8%	4078	14.1%	860
I would fit in well with others (2)	% strongly agree	12.0%	4076	16.2%	860
I have the academic ability to succeed (3)	% strongly agree	16.1%	4065	22.4%	862
I could cope with the level of study required (4)	% strongly agree	12.0%	4064	15.0%	860
Q12 How much do you agree with the following statements about higher education?	% strongly agree				
It would broaden my horizons (1)	% strongly agree	22.0%	4044	23.5%	854
It would challenge me intellectually (2)	% strongly agree	29.5%	4038	33.3%	852
It would give me valuable life skills (3)	% strongly agree	30.7%	4033	33.1%	849
It would improve my social life (4)	% strongly agree	22.8%	4042	23.9%	850
It would enable me to earn more (5)	% strongly agree	31.2%	4038	34.3%	853
It would enable me to get a better job (6)	% strongly agree	40.0%	4045	44.4%	849
Q23 How much do you agree with the following statements?	% strongly agree				
I believe I could go to university when I leave school if I wanted to (1)	% strongly agree	22.7%	4012	27.6%	841
It is better to start an apprenticeship than go to university (2)	% strongly agree	8.5%	3987	8.1%	839
It is better to get a job than go to university (3)	% strongly agree	6.1%	3998	6.5%	834
All universities are the same (4)	% strongly agree	2.8%	3995	4.9%	832
Some universities are better than others (5)	% strongly agree	21.5%	3993	21.3%	830
Employers value some universities more than others (6)	% strongly agree	13.9%	3988	16.9%	835
My family values some universities more than others (7)	% strongly agree	7.0%	3981	12.8%	837
My school or college values some universities more than others (8)	% strongly agree	7.4%	3976	9.3%	828
All universities offer the same courses (9)	% strongly agree	2.3%	3976	3.9%	826
If you do not get good grades at Post 16 you can still get into university (10)	% strongly agree	3.9%	3969	6.4%	822
My family would like me to go to university (11)	% strongly agree	17.7%	3965	38.3%	828
I feel I have enough information to decide which higher education option would suit me best (higher/degree apprenticeship or degree) (12)	% strongly agree	12.0%	3956	13.8%	832

Appendix A – Full Data Tables

Ethnicity - Attitudes

Ethnicity (GHWY Overall, Baseline & Follow-up)

Question Responses
(Sample sizes on subsequent page)

Question	Metric	Asian	Black	Gypsy/ Traveller	Mixed
Q11 How much do you agree with the following statements about higher education?	% strongly agree				
It is for people like me (1)	% strongly agree	16.2%	13.2%	4.4%	10.7%
I would fit in well with others (2)	% strongly agree	20.1%	17.0%	5.9%	7.2%
I have the academic ability to succeed (3)	% strongly agree	23.1%	25.4%	11.6%	18.6%
I could cope with the level of study required (4)	% strongly agree	17.1%	14.8%	4.4%	13.5%
Q12 How much do you agree with the following statements about higher education?	% strongly agree				
It would broaden my horizons (1)	% strongly agree	25.6%	27.1%	7.7%	20.4%
It would challenge me intellectually (2)	% strongly agree	34.0%	42.2%	12.3%	31.9%
It would give me valuable life skills (3)	% strongly agree	36.1%	38.5%	9.7%	31.0%
It would improve my social life (4)	% strongly agree	25.3%	25.8%	9.4%	24.3%
It would enable me to earn more (5)	% strongly agree	38.3%	38.7%	12.7%	29.2%
It would enable me to get a better job (6)	% strongly agree	49.0%	50.0%	14.1%	38.9%
Q23 How much do you agree with the following statements?	% strongly agree				
I believe I could go to university when I leave school if I wanted to (1)	% strongly agree	28.5%	37.0%	7.6%	21.6%
It is better to start an apprenticeship than go to university (2)	% strongly agree	7.9%	4.4%	16.9%	11.7%
It is better to get a job than go to university (3)	% strongly agree	4.9%	2.7%	20.3%	9.0%
All universities are the same (4)	% strongly agree	5.1%	2.2%	12.5%	4.5%
Some universities are better than others (5)	% strongly agree	21.4%	27.0%	12.7%	16.5%
Employers value some universities more than others (6)	% strongly agree	19.1%	17.1%	7.8%	13.8%
My family values some universities more than others (7)	% strongly agree	14.1%	14.5%	12.3%	7.3%
My school or college values some universities more than others (8)	% strongly agree	9.9%	9.0%	6.3%	8.2%
All universities offer the same courses (9)	% strongly agree	3.5%	3.4%	7.8%	2.8%
If you do not get good grades at Post 16 you can still get into university (10)	% strongly agree	5.0%	11.3%	4.8%	5.5%
My family would like me to go to university (11)	% strongly agree	42.5%	49.2%	4.9%	27.5%
I feel I have enough information to decide which higher education option would suit me best (higher/degree apprenticeship or degree) (12)	% strongly agree	14.9%	18.4%	6.3%	5.5%

Appendix A – Full Data Tables

Ethnicity - Attitudes

Sample Sizes

Ethnicity (GHWY Overall, Baseline & Follow-up)

(Question responses on previous page)

Question	Metric	Asian	Black	Gypsy/ Traveller	Mixed
Q11 How much do you agree with the following statements about higher education?	% strongly agree				
It is for people like me (1)	% strongly agree	444	182	68	112
I would fit in well with others (2)	% strongly agree	443	182	68	111
I have the academic ability to succeed (3)	% strongly agree	445	181	69	113
I could cope with the level of study required (4)	% strongly agree	445	182	68	111
Q12 How much do you agree with the following statements about higher education?	% strongly agree				
It would broaden my horizons (1)	% strongly agree	441	181	65	113
It would challenge me intellectually (2)	% strongly agree	438	180	65	113
It would give me valuable life skills (3)	% strongly agree	438	182	62	113
It would improve my social life (4)	% strongly agree	438	182	64	111
It would enable me to earn more (5)	% strongly agree	441	181	63	113
It would enable me to get a better job (6)	% strongly agree	437	180	64	113
Q23 How much do you agree with the following statements?	% strongly agree				
I believe I could go to university when I leave school if I wanted to (1)	% strongly agree	431	181	66	111
It is better to start an apprenticeship than go to university (2)	% strongly agree	431	181	65	111
It is better to get a job than go to university (3)	% strongly agree	425	182	64	111
All universities are the same (4)	% strongly agree	430	178	64	110
Some universities are better than others (5)	% strongly agree	429	178	63	109
Employers value some universities more than others (6)	% strongly agree	430	181	64	109
My family values some universities more than others (7)	% strongly agree	432	179	65	110
My school or college values some universities more than others (8)	% strongly agree	426	177	64	110
All universities offer the same courses (9)	% strongly agree	429	176	64	108
If you do not get good grades at Post 16 you can still get into university (10)	% strongly agree	424	177	62	109
My family would like me to go to university (11)	% strongly agree	431	177	61	109
I feel I have enough information to decide which higher education option would suit me best (higher/degree apprenticeship or degree) (12)	% strongly agree	430	179	63	110

Appendix A – Full Data Tables

Ethnicity – Aspirations & Intentions

Ethnicity (GHWY Overall, Baseline & Follow-up)

Question	Metric	White	Sample	Non-White	Sample
Q4 How much do you agree with the following statements about your aspirations for the future?	% strongly agree				
I am motivated to do well in my studies (1)	% strongly agree	48.4%	4098	47.1%	867
I could get the grades I need for further study (2)	% strongly agree	26.2%	4086	28.1%	865
I could gain a place on a good course if I wanted to (3)	% strongly agree	28.0%	4084	32.0%	859
Q8 How likely are you to apply to higher education at age 18 or 19?	% top 3 (definitely apply, very likely, fairly likely)	68.1%	3861	73.2%	820
Q10 How likely are you to apply to do a higher education qualification in the future?	% top 3 (definitely apply, very likely, fairly likely)	20.2%	1230	22.0%	218
Q2a When you finish your current studies, what would you most like to do next? (Y11)	%				
Study at school or a sixth-form college (1)	%	27.7%	2718	39.2%	551
Study at a further education college (2)	%	31.8%	2718	24.9%	551
Get a full-time job (3)	%	8.4%	2718	3.8%	551
Get a part-time job (4)	%	3.4%	2718	3.4%	551
Begin an apprenticeship (5)	%	12.5%	2718	9.3%	551
Some other type of training (6)	%	0.5%	2718	1.5%	551
Other (7)	%	4.2%	2718	8.0%	551
Don't know (8)	%	11.5%	2718	10.0%	551
Q2b When you finish your current studies, what would you most like to do next? (Y13)	%				
Get a full-time job (3)	%	12.2%	1360	5.7%	316
Get a part-time job (4)	%	1.9%	1360	1.6%	316
Study at or stay in further education college (9)	%	3.7%	1360	6.0%	316
Study higher education at a further education college or other further education provider (10)	%	3.0%	1360	3.5%	316
Study at a local university or another higher education institution (11)	%	18.4%	1360	31.0%	316
Study away from home at university or another higher education institution (12)	%	34.4%	1360	25.3%	316
Get a job and study at the same time (13)	%	4.1%	1360	6.0%	316
Begin an apprenticeship (5)	%	5.1%	1360	6.3%	316
Begin a higher/degree apprenticeship (14)	%	4.4%	1360	6.0%	316
Some other type of training (6)	%	0.5%	1360	0.3%	316
Other (7)	%	2.2%	1360	4.1%	316
Don't know (8)	%	9.3%	1360	3.8%	316

Appendix A – Full Data Tables

Ethnicity – Aspirations & Intentions

Question Responses

Ethnicity (GHWY Overall, Baseline & Follow-up)

(Sample sizes on subsequent page)

Question	Metric	Asian	Black	Gypsy/ Traveller	Mixed
Q4 How much do you agree with the following statements about your aspirations for the future?	% strongly agree				
I am motivated to do well in my studies (1)	% strongly agree	51.6%	56.8%	17.6%	37.7%
I could get the grades I need for further study (2)	% strongly agree	29.4%	32.2%	18.2%	23.0%
I could gain a place on a good course if I wanted to (3)	% strongly agree	32.4%	35.6%	22.4%	30.1%
Q8 How likely are you to apply to higher education at age 18 or 19?	% top 3 (definitely apply, very likely, fairly likely)	77.9%	82.6%	30.9%	73.4%
Q10 How likely are you to apply to do a higher education qualification in the future?	% top 3 (definitely apply, very likely, fairly likely)	24.2%	43.3%	6.4%	17.2%
Q2a When you finish your current studies, what would you most like to do next? (Y11)	%				
Study at school or a sixth-form college (1)	%	45.1%	49.6%	16.7%	23.3%
Study at a further education college (2)	%	22.5%	26.3%	13.0%	38.4%
Get a full-time job (3)	%	5.3%	1.5%	5.6%	2.7%
Get a part-time job (4)	%	4.5%	2.2%	5.6%	0.0%
Begin an apprenticeship (5)	%	9.4%	5.8%	13.0%	12.3%
Some other type of training (6)	%	0.8%	1.5%	3.7%	2.7%
Other (7)	%	6.6%	5.1%	20.4%	5.5%
Don't know (8)	%	5.7%	8.0%	22.2%	15.1%
Q2b When you finish your current studies, what would you most like to do next? (Y13)	%				
Get a full-time job (3)	%	3.5%	4.5%	46.7%	4.9%
Get a part-time job (4)	%	1.5%	0.0%	0.0%	4.9%
Study at or stay in further education college (9)	%	5.9%	6.8%	0.0%	9.8%
Study higher education at a further education college or other further education provider (10)	%	4.0%	0.0%	0.0%	2.4%
Study at a local university or another higher education institution (11)	%	37.6%	29.5%	0.0%	12.2%
Study away from home at university or another higher education institution (12)	%	22.3%	36.4%	13.3%	31.7%
Get a job and study at the same time (13)	%	6.9%	4.5%	0.0%	7.3%
Begin an apprenticeship (5)	%	8.4%	2.3%	6.7%	2.4%
Begin a higher/degree apprenticeship (14)	%	6.9%	4.5%	0.0%	7.3%
Some other type of training (6)	%	0.0%	2.3%	0.0%	0.0%
Other (7)	%	0.5%	4.5%	26.7%	12.2%
Don't know (8)	%	2.5%	4.5%	0.0%	4.9%

Appendix A – Full Data Tables

Ethnicity – Aspirations & Intentions

Sample Sizes

Ethnicity (GHWY Overall, Baseline & Follow-up)

(Question responses on previous page)

Question	Metric	Asian	Black	Gypsy/ Traveller	Mixed
Q4 How much do you agree with the following statements about your aspirations for the future?	% strongly agree				
I am motivated to do well in my studies (1)	% strongly agree	446	183	68	114
I could get the grades I need for further study (2)	% strongly agree	446	183	66	113
I could gain a place on a good course if I wanted to (3)	% strongly agree	445	180	67	113
Q8 How likely are you to apply to higher education at age 18 or 19?	% top 3 (definitely apply, very likely, fairly likely)	416	172	68	109
Q10 How likely are you to apply to do a higher education qualification in the future?	% top 3 (definitely apply, very likely, fairly likely)	91	30	47	29
Q2a When you finish your current studies, what would you most like to do next? (Y11)	%				
Study at school or a sixth-form college (1)	%	244	137	54	73
Study at a further education college (2)	%	244	137	54	73
Get a full-time job (3)	%	244	137	54	73
Get a part-time job (4)	%	244	137	54	73
Begin an apprenticeship (5)	%	244	137	54	73
Some other type of training (6)	%	244	137	54	73
Other (7)	%	244	137	54	73
Don't know (8)	%	244	137	54	73
Q2b When you finish your current studies, what would you most like to do next? (Y13)	%				
Get a full-time job (3)	%	202	44	15	41
Get a part-time job (4)	%	202	44	15	41
Study at or stay in further education college (9)	%	202	44	15	41
Study higher education at a further education college or other further education provider (10)	%	202	44	15	41
Study at a local university or another higher education institution (11)	%	202	44	15	41
Study away from home at university or another higher education institution (12)	%	202	44	15	41
Get a job and study at the same time (13)	%	202	44	15	41
Begin an apprenticeship (5)	%	202	44	15	41
Begin a higher/degree apprenticeship (14)	%	202	44	15	41
Some other type of training (6)	%	202	44	15	41
Other (7)	%	202	44	15	41
Don't know (8)	%	202	44	15	41

Appendix A – Full Data Tables

Ethnicity - Barriers

Ethnicity (GHWY Overall, Baseline & Follow-up)

Question	Metric	White	Sample	Non-White	Sample
Q9 What is the main reason you might not go on to study further?	%				
My current qualifications are enough (1)	%	4.4%	1222	5.6%	215
I have decided on a specific career (that does not require further study) (2)	%	15.5%	1222	9.8%	215
I want to work and earn money (3)	%	24.6%	1222	17.2%	215
The cost is too much (4)	%	7.0%	1222	6.0%	215
It depends on the grades I get (5)	%	15.6%	1222	16.3%	215
I do not have the necessary study skills (6)	%	0.9%	1222	1.4%	215
It does not appeal to me (7)	%	7.5%	1222	6.5%	215
I want to travel (8)	%	3.2%	1222	3.3%	215
I am still undecided (9)	%	16.4%	1222	14.9%	215
There is nowhere close enough to home (10)	%	0.6%	1222	0.5%	215
Other reason	%	4.1%	1222	18.6%	215
Q25 What would put you off applying to study a higher education qualification?	%				
Potential costs (1)	%	56.3%	4084	51.0%	869
I might not get the grades (2)	%	56.2%	4084	54.5%	869
I'm worried I won't fit in (3)	%	23.8%	4084	18.6%	869
I wouldn't know what course to study (4)	%	26.8%	4084	28.8%	869
I don't know anyone else who has studied a higher education qualification (5)	%	15.0%	4084	13.1%	869
I have caring responsibilities at home (6)	%	5.1%	4084	5.4%	869
I have a disability (7)	%	3.0%	4084	4.3%	869
I don't know what to do in the future (8)	%	30.1%	4084	26.0%	869
I wouldn't have the support of my family (9)	%	4.3%	4084	4.8%	869
Other	%	8.3%	4084	10.4%	869
Q52 Please indicate how much you agree with the following statements.	% agree/strongly				
My parents/carers talk to me about what I could do after school/college	% agree/strongly	75.9%	3992	74.9%	821
My parents/carers think going to university is a good idea	% agree/strongly	61.2%	3984	75.1%	816
My parents/carers give me helpful advice about my future	% agree/strongly	71.7%	3958	70.2%	811
My parents/carers think I should get a job as soon as I finish school/college	% agree/strongly	32.8%	3962	31.8%	817
What my parents/carers say makes a big difference to my decisions	% agree/strongly	45.4%	3965	50.2%	817

Appendix A – Full Data Tables

Ethnicity - Barriers

Ethnicity (GHWY Overall, Baseline & Follow-up)

Question Responses
(Sample sizes on subsequent page)

Question	Metric	Asian	Black	Gypsy/ Traveller	Mixed
Q9 What is the main reason you might not go on to study further?	%				
My current qualifications are enough (1)	%	5.6%	3.6%	10.6%	0.0%
I have decided on a specific career (that does not require further study) (2)	%	10.0%	25.0%	0.0%	6.9%
I want to work and earn money (3)	%	15.6%	3.6%	25.5%	31.0%
The cost is too much (4)	%	8.9%	3.6%	4.3%	3.4%
It depends on the grades I get (5)	%	25.6%	21.4%	0.0%	10.3%
I do not have the necessary study skills (6)	%	2.2%	0.0%	2.1%	0.0%
It does not appeal to me (7)	%	6.7%	3.6%	6.4%	13.8%
I want to travel (8)	%	1.1%	3.6%	6.4%	6.9%
I am still undecided (9)	%	16.7%	21.4%	10.6%	6.9%
There is nowhere close enough to home (10)	%	0.0%	3.6%	0.0%	0.0%
Other reason	%	7.8%	10.7%	34.0%	20.7%
Q25 What would put you off applying to study a higher education qualification?	%				
Potential costs (1)	%	53.6%	53.0%	34.8%	53.5%
I might not get the grades (2)	%	61.7%	52.5%	34.8%	54.4%
I'm worried I won't fit in (3)	%	21.3%	12.6%	26.1%	17.5%
I wouldn't know what course to study (4)	%	29.1%	25.1%	26.1%	32.5%
I don't know anyone else who has studied a higher education qualification (5)	%	12.8%	10.4%	20.3%	13.2%
I have caring responsibilities at home (6)	%	6.1%	1.6%	13.0%	7.0%
I have a disability (7)	%	2.0%	2.7%	20.3%	2.6%
I don't know what to do in the future (8)	%	28.7%	18.6%	20.3%	31.6%
I wouldn't have the support of my family (9)	%	4.5%	3.3%	15.9%	3.5%
Other	%	7.2%	8.2%	27.5%	12.3%
Q52 Please indicate how much you agree with the following statements.	% agree/strongly				
My parents/carers talk to me about what I could do after school/college	% agree/strongly	80.1%	78.8%	43.5%	72.2%
My parents/carers think going to university is a good idea	% agree/strongly	80.8%	84.8%	35.5%	65.4%
My parents/carers give me helpful advice about my future	% agree/strongly	74.6%	76.4%	41.7%	68.2%
My parents/carers think I should get a job as soon as I finish school/college	% agree/strongly	30.0%	36.2%	32.8%	33.3%
What my parents/carers say makes a big difference to my decisions	% agree/strongly	53.7%	56.7%	37.7%	39.3%

Appendix A – Full Data Tables

Ethnicity - Barriers

Sample Sizes

Ethnicity (GHWY Overall, Baseline & Follow-up)

(Question responses on previous page)

Question	Metric	Asian	Black	Gypsy/ Traveller	Mixed
Q9 What is the main reason you might not go on to study further?	%				
My current qualifications are enough (1)	%	90	28	47	29
I have decided on a specific career (that does not require further study) (2)	%	90	28	47	29
I want to work and earn money (3)	%	90	28	47	29
The cost is too much (4)	%	90	28	47	29
It depends on the grades I get (5)	%	90	28	47	29
I do not have the necessary study skills (6)	%	90	28	47	29
It does not appeal to me (7)	%	90	28	47	29
I want to travel (8)	%	90	28	47	29
I am still undecided (9)	%	90	28	47	29
There is nowhere close enough to home (10)	%	90	28	47	29
Other reason	%	90	28	47	29
Q25 What would put you off applying to study a higher education qualification?	%				
Potential costs (1)	%	446	183	69	114
I might not get the grades (2)	%	446	183	69	114
I'm worried I won't fit in (3)	%	446	183	69	114
I wouldn't know what course to study (4)	%	446	183	69	114
I don't know anyone else who has studied a higher education qualification (5)	%	446	183	69	114
I have caring responsibilities at home (6)	%	446	183	69	114
I have a disability (7)	%	446	183	69	114
I don't know what to do in the future (8)	%	446	183	69	114
I wouldn't have the support of my family (9)	%	446	183	69	114
Other	%	446	183	69	114
Q52 Please indicate how much you agree with the following statements.	% agree/strongly				
My parents/carers talk to me about what I could do after school/college	% agree/strongly	423	179	62	108
My parents/carers think going to university is a good idea	% agree/strongly	421	178	62	107
My parents/carers give me helpful advice about my future	% agree/strongly	417	178	60	107
My parents/carers think I should get a job as soon as I finish school/college	% agree/strongly	423	177	61	108
What my parents/carers say makes a big difference to my decisions	% agree/strongly	421	178	61	107

Appendix A – Full Data Tables

School Year/Stage - Knowledge

School Year/Stage (GHWY Overall, Baseline & Follow-up)

Question	Metric	School	Sample	Sixth Form/ College	Sample
Q5 How much do you know about the following aspects of applying to higher education?	% A lot				
The courses that are available (1)	% A lot	16.0%	3941	26.4%	2529
Different routes, such as: higher/degree apprenticeships, distance learning, and higher education in a further education setting (2)	% A lot	16.7%	3941	20.9%	2546
How to apply through UCAS (3)	% A lot	12.0%	3947	27.1%	2547
Where to find information about applying (4)	% A lot	15.5%	3944	26.1%	2543
The qualifications and grades needed to get into the course you want (5)	% A lot	28.0%	3950	39.3%	2545
Q6 How much do you know about the following aspects of higher education study?	% A lot				
What student life would be like (1)	% A lot	21.0%	3921	25.4%	2531
How it leads to careers that you may be interested in (2)	% A lot	25.2%	3907	30.5%	2528
The costs of study (3)	% A lot	21.7%	3915	37.1%	2525
The financial support available (4)	% A lot	14.2%	3897	19.2%	2522
The options about where to live whilst studying (5)	% A lot	19.7%	3907	21.8%	2527
The support available (6)	% A lot	15.6%	3897	16.8%	2530
Q30 How likely are you to speak with the following people in order to help you decide what to do after you finish your current studies?	% top 3 (fairly, very likely, already spoken to)				
Teacher at school (1)	% top 3 (fairly, very likely, already spoken to)	54.6%	3309	63.4%	2407
Careers adviser at school (2)	% top 3 (fairly, very likely, already spoken to)	50.2%	3285	55.8%	2232
Careers adviser outside school (e.g. National Careers Service) (3)	% top 3 (fairly, very likely, already spoken to)	30.3%	3273	25.4%	2220
Staff at a college/university visit or open day (4)	% top 3 (fairly, very likely, already spoken to)	59.8%	3275	62.9%	2229
Students at a college/university visit or open day (12)	% top 3 (fairly, very likely, already spoken to)	53.7%	3256	53.8%	2224
Friends (5)	% top 3 (fairly, very likely, already spoken to)	70.9%	3278	71.4%	2229
Enterprise adviser (6)	% top 3 (fairly, very likely, already spoken to)	30.1%	3234	25.4%	2221
Family (7)	% top 3 (fairly, very likely, already spoken to)	81.7%	3271	80.8%	2221
Someone in your community (e.g. an activity leader, religious leader, youth worker) (8)	% top 3 (fairly, very likely, already spoken to)	27.6%	3243	22.1%	2212
Local employer (9)	% top 3 (fairly, very likely, already spoken to)	29.6%	3232	30.2%	2215
Apprenticeship ambassador (10)	% top 3 (fairly, very likely, already spoken to)	32.8%	3229	25.9%	2202
Other	% top 3 (fairly, very likely, already spoken to)	35.2%	1371	34.7%	1006

Appendix A – Full Data Tables

School Year/Stage - Knowledge

School Year/Stage (GHWY Overall, Baseline & Follow-up)

Question Responses
(Sample sizes on subsequent page)

Question	Metric	Y9	Y10	Y11	College Level 2
Q5 How much do you know about the following aspects of applying to higher education?	% A lot				
The courses that are available (1)	% A lot	12.2%	12.2%	21.7%	16.6%
Different routes, such as: higher/degree apprenticeships, distance learning, and higher education in a further education setting (2)	% A lot	15.2%	15.6%	18.6%	16.1%
How to apply through UCAS (3)	% A lot	4.0%	4.4%	23.8%	22.6%
Where to find information about applying (4)	% A lot	11.5%	11.3%	21.9%	19.6%
The qualifications and grades needed to get into the course you want (5)	% A lot	23.9%	22.9%	35.1%	30.0%
Q6 How much do you know about the following aspects of higher education study?	% A lot				
What student life would be like (1)	% A lot	20.4%	20.4%	21.9%	23.8%
How it leads to careers that you may be interested in (2)	% A lot	26.2%	23.0%	26.6%	28.6%
The costs of study (3)	% A lot	20.4%	21.3%	22.7%	18.6%
The financial support available (4)	% A lot	12.4%	13.3%	16.0%	15.4%
The options about where to live whilst studying (5)	% A lot	17.3%	18.4%	22.2%	13.9%
The support available (6)	% A lot	16.0%	14.3%	16.5%	15.7%
Q30 How likely are you to speak with the following people in order to help you decide what to do after you finish your current studies?	% top 3 (fairly, very likely, already spoken to)				
Teacher at school (1)	% top 3 (fairly, very likely, already spoken to)	56.0%	50.8%	57.5%	49.3%
Careers adviser at school (2)	% top 3 (fairly, very likely, already spoken to)	45.9%	41.2%	60.9%	49.1%
Careers adviser outside school (e.g. National Careers Service) (3)	% top 3 (fairly, very likely, already spoken to)	31.1%	29.5%	29.9%	31.7%
Staff at a college/university visit or open day (4)	% top 3 (fairly, very likely, already spoken to)	61.0%	55.7%	63.1%	51.6%
Students at a college/university visit or open day (12)	% top 3 (fairly, very likely, already spoken to)	54.1%	51.7%	55.5%	42.5%
Friends (5)	% top 3 (fairly, very likely, already spoken to)	71.1%	69.1%	72.5%	60.2%
Enterprise adviser (6)	% top 3 (fairly, very likely, already spoken to)	30.7%	30.6%	29.4%	32.3%
Family (7)	% top 3 (fairly, very likely, already spoken to)	84.4%	80.4%	81.5%	72.4%
Someone in your community (e.g. an activity leader, religious leader, youth worker) (8)	% top 3 (fairly, very likely, already spoken to)	30.0%	27.6%	26.4%	25.2%
Local employer (9)	% top 3 (fairly, very likely, already spoken to)	27.4%	29.7%	30.6%	34.6%
Apprenticeship ambassador (10)	% top 3 (fairly, very likely, already spoken to)	33.0%	34.0%	31.6%	32.3%
Other	% top 3 (fairly, very likely, already spoken to)	38.4%	34.0%	34.9%	31.5%

Appendix A – Full Data Tables

School Year/Stage - Knowledge

Sample Sizes

School Year/Stage (GHWY Overall, Baseline & Follow-up)

(Question responses on previous page)

Question	Metric	Y9	Y10	Y11	College Level 2
Q5 How much do you know about the following aspects of applying to higher education?	% A lot				
The courses that are available (1)	% A lot	903	1479	1559	511
Different routes, such as: higher/degree apprenticeships, distance learning, and higher education in a further education setting (2)	% A lot	908	1472	1561	515
How to apply through UCAS (3)	% A lot	905	1476	1566	518
Where to find information about applying (4)	% A lot	905	1474	1565	515
The qualifications and grades needed to get into the course you want (5)	% A lot	908	1474	1568	517
Q6 How much do you know about the following aspects of higher education study?	% A lot				
What student life would be like (1)	% A lot	895	1474	1552	513
How it leads to careers that you may be interested in (2)	% A lot	892	1466	1549	511
The costs of study (3)	% A lot	894	1473	1548	512
The financial support available (4)	% A lot	894	1463	1540	512
The options about where to live whilst studying (5)	% A lot	896	1468	1543	511
The support available (6)	% A lot	889	1465	1543	511
Q30 How likely are you to speak with the following people in order to help you decide what to do after you finish your current studies?	% top 3 (fairly, very likely, already spoken to)				
Teacher at school (1)	% top 3 (fairly, very likely, already spoken to)	677	1280	1352	444
Careers adviser at school (2)	% top 3 (fairly, very likely, already spoken to)	669	1273	1343	440
Careers adviser outside school (e.g. National Careers Service) (3)	% top 3 (fairly, very likely, already spoken to)	671	1268	1334	436
Staff at a college/university visit or open day (4)	% top 3 (fairly, very likely, already spoken to)	671	1266	1338	438
Students at a college/university visit or open day (12)	% top 3 (fairly, very likely, already spoken to)	669	1260	1327	435
Friends (5)	% top 3 (fairly, very likely, already spoken to)	672	1267	1339	437
Enterprise adviser (6)	% top 3 (fairly, very likely, already spoken to)	661	1256	1317	431
Family (7)	% top 3 (fairly, very likely, already spoken to)	675	1264	1332	435
Someone in your community (e.g. an activity leader, religious leader, youth worker) (8)	% top 3 (fairly, very likely, already spoken to)	661	1259	1323	432
Local employer (9)	% top 3 (fairly, very likely, already spoken to)	658	1251	1323	431
Apprenticeship ambassador (10)	% top 3 (fairly, very likely, already spoken to)	655	1253	1321	431
Other	% top 3 (fairly, very likely, already spoken to)	292	580	499	216

Appendix A – Full Data Tables

School Year/Stage - Knowledge

School Year/Stage (GHWY Overall, Baseline & Follow-up)

Question Responses
(Sample sizes on subsequent page)

Question	Metric	College L3 Y1	College L3 Y2	Sixth form Y12	Sixth form Y13
Q5 How much do you know about the following aspects of applying to higher education?	% A lot				
The courses that are available (1)	% A lot	21.5%	38.2%	20.2%	49.8%
Different routes, such as: higher/degree apprenticeships, distance learning, and higher education in a further education setting (2)	% A lot	18.3%	25.4%	19.6%	29.5%
How to apply through UCAS (3)	% A lot	24.8%	37.8%	16.1%	51.7%
Where to find information about applying (4)	% A lot	20.8%	38.4%	20.2%	44.4%
The qualifications and grades needed to get into the course you want (5)	% A lot	29.5%	53.6%	33.3%	65.0%
Q6 How much do you know about the following aspects of higher education study?	% A lot				
What student life would be like (1)	% A lot	24.8%	27.2%	24.3%	29.3%
How it leads to careers that you may be interested in (2)	% A lot	30.8%	33.0%	27.2%	37.5%
The costs of study (3)	% A lot	34.5%	46.0%	36.4%	58.0%
The financial support available (4)	% A lot	18.1%	25.0%	15.9%	27.9%
The options about where to live whilst studying (5)	% A lot	20.2%	26.8%	19.6%	34.3%
The support available (6)	% A lot	15.2%	19.6%	14.9%	22.2%
Q30 How likely are you to speak with the following people in order to help you decide what to do after you finish your current studies?	% top 3 (fairly, very likely, already spoken to)				
Teacher at school (1)	% top 3 (fairly, very likely, already spoken to)	67.0%	71.9%	62.6%	72.5%
Careers adviser at school (2)	% top 3 (fairly, very likely, already spoken to)	61.8%	55.6%	58.3%	52.5%
Careers adviser outside school (e.g. National Careers Service) (3)	% top 3 (fairly, very likely, already spoken to)	26.0%	23.4%	24.6%	20.5%
Staff at a college/university visit or open day (4)	% top 3 (fairly, very likely, already spoken to)	72.2%	66.9%	62.0%	66.0%
Students at a college/university visit or open day (12)	% top 3 (fairly, very likely, already spoken to)	56.1%	57.3%	55.1%	59.4%
Friends (5)	% top 3 (fairly, very likely, already spoken to)	71.9%	73.3%	73.6%	77.9%
Enterprise adviser (6)	% top 3 (fairly, very likely, already spoken to)	23.4%	25.3%	25.5%	19.2%
Family (7)	% top 3 (fairly, very likely, already spoken to)	83.9%	81.1%	83.2%	81.9%
Someone in your community (e.g. an activity leader, religious leader, youth worker) (8)	% top 3 (fairly, very likely, already spoken to)	20.8%	18.9%	23.8%	18.3%
Local employer (9)	% top 3 (fairly, very likely, already spoken to)	28.5%	28.7%	32.3%	23.5%
Apprenticeship ambassador (10)	% top 3 (fairly, very likely, already spoken to)	24.1%	26.2%	27.0%	17.8%
Other	% top 3 (fairly, very likely, already spoken to)	35.0%	39.4%	35.7%	33.1%

Appendix A – Full Data Tables

School Year/Stage - Knowledge

Sample Sizes

School Year/Stage (GHWY Overall, Baseline & Follow-up) (Question responses on previous page)

Question	Metric	College L3 Y1	College L3 Y2	Sixth form Y12	Sixth form Y13
Q5 How much do you know about the following aspects of applying to higher education?	% A lot				
The courses that are available (1)	% A lot	447	259	896	416
Different routes, such as: higher/degree apprenticeships, distance learning, and higher education in a further education setting (2)	% A lot	449	264	897	421
How to apply through UCAS (3)	% A lot	448	262	897	422
Where to find information about applying (4)	% A lot	447	263	897	421
The qualifications and grades needed to get into the course you want (5)	% A lot	448	263	897	420
Q6 How much do you know about the following aspects of higher education study?	% A lot				
What student life would be like (1)	% A lot	443	261	880	434
How it leads to careers that you may be interested in (2)	% A lot	441	261	883	432
The costs of study (3)	% A lot	440	261	881	431
The financial support available (4)	% A lot	442	260	878	430
The options about where to live whilst studying (5)	% A lot	441	261	882	432
The support available (6)	% A lot	441	260	885	433
Q30 How likely are you to speak with the following people in order to help you decide what to do after you finish your current studies?	% top 3 (fairly, very likely, already spoken to)				
Teacher at school (1)	% top 3 (fairly, very likely, already spoken to)	385	242	794	375
Careers adviser at school (2)	% top 3 (fairly, very likely, already spoken to)	385	239	793	375
Careers adviser outside school (e.g. National Careers Service) (3)	% top 3 (fairly, very likely, already spoken to)	384	239	790	371
Staff at a college/university visit or open day (4)	% top 3 (fairly, very likely, already spoken to)	385	242	790	374
Students at a college/university visit or open day (12)	% top 3 (fairly, very likely, already spoken to)	385	239	793	372
Friends (5)	% top 3 (fairly, very likely, already spoken to)	385	240	792	375
Enterprise adviser (6)	% top 3 (fairly, very likely, already spoken to)	381	237	792	370
Family (7)	% top 3 (fairly, very likely, already spoken to)	386	238	791	371
Someone in your community (e.g. an activity leader, religious leader, youth worker) (8)	% top 3 (fairly, very likely, already spoken to)	385	238	785	372
Local employer (9)	% top 3 (fairly, very likely, already spoken to)	386	237	790	371
Apprenticeship ambassador (10)	% top 3 (fairly, very likely, already spoken to)	382	237	782	370
Other	% top 3 (fairly, very likely, already spoken to)	180	99	375	136

Appendix A – Full Data Tables

School Year/Stage - Attitudes

School Year/Stage (GHWY Overall, Baseline & Follow-up)

Question	Metric	School	Sample	Sixth Form/ College	Sample
Q11 How much do you agree with the following statements about higher education?	% strongly agree				
It is for people like me (1)	% strongly agree	9.8%	3813	13.7%	2494
I would fit in well with others (2)	% strongly agree	10.2%	3808	14.8%	2490
I have the academic ability to succeed (3)	% strongly agree	14.5%	3796	18.2%	2488
I could cope with the level of study required (4)	% strongly agree	10.6%	3797	13.5%	2489
Q12 How much do you agree with the following statements about higher education?	% strongly agree				
It would broaden my horizons (1)	% strongly agree	17.0%	3694	26.9%	2442
It would challenge me intellectually (2)	% strongly agree	24.1%	3685	34.9%	2441
It would give me valuable life skills (3)	% strongly agree	26.1%	3672	34.9%	2447
It would improve my social life (4)	% strongly agree	19.6%	3685	26.0%	2443
It would enable me to earn more (5)	% strongly agree	30.4%	3688	31.1%	2441
It would enable me to get a better job (6)	% strongly agree	39.8%	3690	39.0%	2483
Q23 How much do you agree with the following statements?	% strongly agree				
I believe I could go to university when I leave school if I wanted to (1)	% strongly agree	19.5%	3571	24.6%	2343
It is better to start an apprenticeship than go to university (2)	% strongly agree	8.4%	3541	8.4%	2336
It is better to get a job than go to university (3)	% strongly agree	6.8%	3549	6.1%	2333
All universities are the same (4)	% strongly agree	3.2%	3539	3.3%	2336
Some universities are better than others (5)	% strongly agree	20.7%	3530	20.7%	2330
Employers value some universities more than others (6)	% strongly agree	12.4%	3520	16.5%	2332
My family values some universities more than others (7)	% strongly agree	8.3%	3513	7.7%	2333
My school or college values some universities more than others (8)	% strongly agree	6.6%	3510	8.9%	2323
All universities offer the same courses (9)	% strongly agree	3.1%	3499	2.0%	2328
If you do not get good grades at Post 16 you can still get into university (10)	% strongly agree	4.6%	3496	4.3%	2318
My family would like me to go to university (11)	% strongly agree	23.0%	3486	20.7%	2326
I feel I have enough information to decide which higher education option would suit me best (higher/degree apprenticeship or degree) (12)	% strongly agree	10.4%	3485	14.4%	2319

Appendix A – Full Data Tables

School Year/Stage - Attitudes

School Year/Stage (GHWY Overall, Baseline & Follow-up)

Question Responses
(Sample sizes on subsequent page)

Question	Metric	Y9	Y10	Y11	College Level 2
Q11 How much do you agree with the following statements about higher education?	% strongly agree				
It is for people like me (1)	% strongly agree	11.4%	7.5%	11.2%	5.4%
I would fit in well with others (2)	% strongly agree	11.0%	9.7%	10.3%	9.8%
I have the academic ability to succeed (3)	% strongly agree	15.6%	13.7%	14.7%	8.6%
I could cope with the level of study required (4)	% strongly agree	11.0%	10.4%	10.6%	9.0%
Q12 How much do you agree with the following statements about higher education?	% strongly agree				
It would broaden my horizons (1)	% strongly agree	16.7%	14.3%	19.8%	16.6%
It would challenge me intellectually (2)	% strongly agree	22.2%	21.6%	27.5%	22.8%
It would give me valuable life skills (3)	% strongly agree	26.8%	25.1%	26.6%	24.8%
It would improve my social life (4)	% strongly agree	20.7%	18.7%	19.9%	21.2%
It would enable me to earn more (5)	% strongly agree	31.7%	28.4%	31.6%	27.0%
It would enable me to get a better job (6)	% strongly agree	43.8%	38.6%	38.8%	31.0%
Q23 How much do you agree with the following statements?	% strongly agree				
I believe I could go to university when I leave school if I wanted to (1)	% strongly agree	21.4%	18.1%	19.8%	14.9%
It is better to start an apprenticeship than go to university (2)	% strongly agree	6.7%	9.2%	8.4%	14.1%
It is better to get a job than go to university (3)	% strongly agree	7.0%	6.8%	6.7%	11.7%
All universities are the same (4)	% strongly agree	4.8%	3.2%	2.2%	4.8%
Some universities are better than others (5)	% strongly agree	21.7%	20.2%	20.6%	12.6%
Employers value some universities more than others (6)	% strongly agree	13.2%	10.7%	13.5%	9.2%
My family values some universities more than others (7)	% strongly agree	9.7%	8.1%	7.6%	3.3%
My school or college values some universities more than others (8)	% strongly agree	6.7%	5.6%	7.6%	2.6%
All universities offer the same courses (9)	% strongly agree	4.9%	3.0%	2.2%	2.0%
If you do not get good grades at Post 16 you can still get into university (10)	% strongly agree	6.1%	5.1%	3.4%	2.9%
My family would like me to go to university (11)	% strongly agree	29.1%	20.1%	22.5%	11.8%
I feel I have enough information to decide which higher education option would suit me best (higher/degree apprenticeship or degree) (12)	% strongly agree	9.3%	9.9%	11.5%	9.5%

Appendix A – Full Data Tables

School Year/Stage - Attitudes

Sample Sizes

School Year/Stage (GHWY Overall, Baseline & Follow-up) (Question responses on previous page)

Question	Metric	Y9	Y10	Y11	College Level 2
Q11 How much do you agree with the following statements about higher education?	% strongly agree				
It is for people like me (1)	% strongly agree	856	1447	1510	499
I would fit in well with others (2)	% strongly agree	854	1444	1510	499
I have the academic ability to succeed (3)	% strongly agree	851	1439	1506	498
I could cope with the level of study required (4)	% strongly agree	853	1440	1504	499
Q12 How much do you agree with the following statements about higher education?	% strongly agree				
It would broaden my horizons (1)	% strongly agree	816	1414	1464	487
It would challenge me intellectually (2)	% strongly agree	814	1410	1461	487
It would give me valuable life skills (3)	% strongly agree	813	1401	1458	491
It would improve my social life (4)	% strongly agree	817	1404	1464	490
It would enable me to earn more (5)	% strongly agree	817	1408	1463	488
It would enable me to get a better job (6)	% strongly agree	816	1406	1468	487
Q23 How much do you agree with the following statements?	% strongly agree				
I believe I could go to university when I leave school if I wanted to (1)	% strongly agree	779	1374	1418	463
It is better to start an apprenticeship than go to university (2)	% strongly agree	773	1359	1409	461
It is better to get a job than go to university (3)	% strongly agree	770	1368	1411	461
All universities are the same (4)	% strongly agree	770	1365	1404	462
Some universities are better than others (5)	% strongly agree	768	1355	1407	461
Employers value some universities more than others (6)	% strongly agree	764	1353	1403	459
My family values some universities more than others (7)	% strongly agree	763	1348	1402	459
My school or college values some universities more than others (8)	% strongly agree	762	1341	1407	458
All universities offer the same courses (9)	% strongly agree	758	1340	1401	458
If you do not get good grades at Post 16 you can still get into university (10)	% strongly agree	757	1346	1393	453
My family would like me to go to university (11)	% strongly agree	753	1340	1393	459
I feel I have enough information to decide which higher education option would suit me best (higher/degree apprenticeship or degree) (12)	% strongly agree	752	1340	1393	454

Appendix A – Full Data Tables

School Year/Stage - Attitudes

School Year/Stage (GHWY Overall, Baseline & Follow-up)

Question Responses
(Sample sizes on subsequent page)

Question	Metric	College L3 Y1	College L3 Y2	Sixth form Y12	Sixth form Y13
Q11 How much do you agree with the following statements about higher education?	% strongly agree				
It is for people like me (1)	% strongly agree	17.3%	13.6%	14.8%	17.4%
I would fit in well with others (2)	% strongly agree	17.8%	14.8%	14.4%	18.4%
I have the academic ability to succeed (3)	% strongly agree	22.5%	21.4%	18.6%	22.4%
I could cope with the level of study required (4)	% strongly agree	17.6%	15.2%	12.0%	16.8%
Q12 How much do you agree with the following statements about higher education?	% strongly agree				
It would broaden my horizons (1)	% strongly agree	29.6%	32.9%	26.3%	33.9%
It would challenge me intellectually (2)	% strongly agree	40.7%	37.3%	33.7%	44.3%
It would give me valuable life skills (3)	% strongly agree	34.8%	37.6%	35.4%	44.1%
It would improve my social life (4)	% strongly agree	26.8%	25.9%	25.2%	32.2%
It would enable me to earn more (5)	% strongly agree	31.1%	36.2%	30.0%	34.6%
It would enable me to get a better job (6)	% strongly agree	43.2%	45.7%	39.0%	39.8%
Q23 How much do you agree with the following statements?	% strongly agree				
I believe I could go to university when I leave school if I wanted to (1)	% strongly agree	28.7%	32.9%	27.3%	31.4%
It is better to start an apprenticeship than go to university (2)	% strongly agree	5.4%	9.4%	7.5%	6.3%
It is better to get a job than go to university (3)	% strongly agree	4.9%	5.3%	4.0%	5.8%
All universities are the same (4)	% strongly agree	1.5%	4.5%	3.0%	3.3%
Some universities are better than others (5)	% strongly agree	21.2%	21.3%	21.3%	28.3%
Employers value some universities more than others (6)	% strongly agree	18.2%	16.3%	18.0%	20.1%
My family values some universities more than others (7)	% strongly agree	7.4%	8.1%	9.0%	10.1%
My school or college values some universities more than others (8)	% strongly agree	9.1%	8.3%	10.1%	13.9%
All universities offer the same courses (9)	% strongly agree	1.2%	2.4%	2.2%	2.0%
If you do not get good grades at Post 16 you can still get into university (10)	% strongly agree	2.7%	4.5%	4.6%	6.6%
My family would like me to go to university (11)	% strongly agree	20.5%	22.0%	23.6%	24.4%
I feel I have enough information to decide which higher education option would suit me best (higher/degree apprenticeship or degree) (12)	% strongly agree	12.9%	16.7%	13.2%	23.1%

Appendix A – Full Data Tables

School Year/Stage - Attitudes

Sample Sizes

School Year/Stage (GHWY Overall, Baseline & Follow-up) (Question responses on previous page)

Question	Metric	College L3 Y1	College L3 Y2	Sixth form Y12	Sixth form Y13
Q11 How much do you agree with the following statements about higher education?	% strongly agree				
It is for people like me (1)	% strongly agree	433	258	873	431
I would fit in well with others (2)	% strongly agree	432	257	873	429
I have the academic ability to succeed (3)	% strongly agree	432	257	873	428
I could cope with the level of study required (4)	% strongly agree	433	256	873	428
Q12 How much do you agree with the following statements about higher education?	% strongly agree				
It would broaden my horizons (1)	% strongly agree	419	255	859	422
It would challenge me intellectually (2)	% strongly agree	420	255	857	422
It would give me valuable life skills (3)	% strongly agree	422	255	855	424
It would improve my social life (4)	% strongly agree	421	251	858	423
It would enable me to earn more (5)	% strongly agree	418	254	859	422
It would enable me to get a better job (6)	% strongly agree	419	254	858	420
Q23 How much do you agree with the following statements?	% strongly agree				
I believe I could go to university when I leave school if I wanted to (1)	% strongly agree	408	246	828	398
It is better to start an apprenticeship than go to university (2)	% strongly agree	407	244	828	396
It is better to get a job than go to university (3)	% strongly agree	408	245	825	394
All universities are the same (4)	% strongly agree	407	246	825	396
Some universities are better than others (5)	% strongly agree	406	244	823	396
Employers value some universities more than others (6)	% strongly agree	406	245	828	394
My family values some universities more than others (7)	% strongly agree	406	246	826	396
My school or college values some universities more than others (8)	% strongly agree	406	242	822	395
All universities offer the same courses (9)	% strongly agree	406	245	823	396
If you do not get good grades at Post 16 you can still get into university (10)	% strongly agree	404	247	820	394
My family would like me to go to university (11)	% strongly agree	405	246	822	394
I feel I have enough information to decide which higher education option would suit me best (higher/degree apprenticeship or degree) (12)	% strongly agree	404	246	821	394

Appendix A – Full Data Tables

School Year/Stage – Aspirations & Intentions

School Year/Stage (GHWY Overall, Baseline & Follow-up)

Question	Metric	School	Sample	Sixth Form/ College	Sample
Q4 How much do you agree with the following statements about your aspirations for the future?	% strongly agree				
I am motivated to do well in my studies (1)	% strongly agree	40.7%	3979	53.5%	2569
I could get the grades I need for further study (2)	% strongly agree	22.3%	3969	29.6%	2556
I could gain a place on a good course if I wanted to (3)	% strongly agree	24.2%	3960	31.6%	2561
Q8 How likely are you to apply to higher education at age 18 or 19?	% top 3 (definitely apply, very likely, fairly likely)	66.1%	3930	68.2%	2204
Q10 How likely are you to apply to do a higher education qualification in the future?	% top 3 (definitely apply, very likely, fairly likely)	22.4%	1295	18.5%	691
Q2a When you finish your current studies, what would you most like to do next? (Y11)	%				
Study at school or a sixth-form college (1)	%	32.6%	3963	NA	NA
Study at a further education college (2)	%	30.0%	3963	NA	NA
Get a full-time job (3)	%	4.3%	3963	NA	NA
Get a part-time job (4)	%	3.3%	3963	NA	NA
Begin an apprenticeship (5)	%	12.4%	3963	NA	NA
Some other type of training (6)	%	0.5%	3963	NA	NA
Other (7)	%	4.6%	3963	NA	NA
Don't know (8)	%	12.4%	3963	NA	NA
Q2b When you finish your current studies, what would you most like to do next? (Y13)	%				
Get a full-time job (3)	%	NA	NA	11.3%	2050
Get a part-time job (4)	%	NA	NA	2.0%	2050
Study at or stay in further education college (9)	%	NA	NA	4.4%	2050
Study higher education at a further education college or other further education provider (10)	%	NA	NA	3.2%	2050
Study at a local university or another higher education institution (11)	%	NA	NA	21.0%	2050
Study away from home at university or another higher education institution (12)	%	NA	NA	31.5%	2050
Get a job and study at the same time (13)	%	NA	NA	4.3%	2050
Begin an apprenticeship (5)	%	NA	NA	5.3%	2050
Begin a higher/degree apprenticeship (14)	%	NA	NA	4.8%	2050
Some other type of training (6)	%	NA	NA	0.5%	2050
Other (7)	%	NA	NA	2.8%	2050
Don't know (8)	%	NA	NA	8.2%	2050

Appendix A – Full Data Tables

School Year/Stage – Aspirations & Intentions

School Year/Stage (GHWY Overall, Baseline & Follow-up)

Question Responses
(Sample sizes on subsequent page)

Question	Metric	Y9	Y10	Y11	College Level 2
Q4 How much do you agree with the following statements about your aspirations for the future?	% strongly agree				
I am motivated to do well in my studies (1)	% strongly agree	43.3%	39.3%	40.6%	52.3%
I could get the grades I need for further study (2)	% strongly agree	22.8%	21.8%	22.6%	29.2%
I could gain a place on a good course if I wanted to (3)	% strongly agree	23.0%	22.7%	26.2%	31.3%
Q8 How likely are you to apply to higher education at age 18 or 19?	% top 3 (definitely apply, very likely, fairly likely)	73.1%	66.0%	62.2%	48.8%
Q10 How likely are you to apply to do a higher education qualification in the future?	% top 3 (definitely apply, very likely, fairly likely)	31.0%	25.3%	16.4%	15.8%
Q2a When you finish your current studies, what would you most like to do next? (Y11)	%				
Study at school or a sixth-form college (1)	%	30.5%	27.6%	38.4%	3.5%
Study at a further education college (2)	%	28.1%	29.2%	31.8%	27.6%
Get a full-time job (3)	%	6.3%	5.1%	2.3%	28.8%
Get a part-time job (4)	%	4.2%	4.0%	2.0%	4.1%
Begin an apprenticeship (5)	%	9.1%	13.3%	13.4%	13.3%
Some other type of training (6)	%	0.3%	0.7%	0.3%	2.9%
Other (7)	%	4.8%	5.6%	3.6%	7.2%
Don't know (8)	%	16.7%	14.4%	8.1%	12.5%
Q2b When you finish your current studies, what would you most like to do next? (Y13)	%				
Get a full-time job (3)	%	NA	NA	NA	NA
Get a part-time job (4)	%	NA	NA	NA	NA
Study at or stay in further education college (9)	%	NA	NA	NA	NA
Study higher education at a further education college or other further education provider (10)	%	NA	NA	NA	NA
Study at a local university or another higher education institution (11)	%	NA	NA	NA	NA
Study away from home at university or another higher education institution (12)	%	NA	NA	NA	NA
Get a job and study at the same time (13)	%	NA	NA	NA	NA
Begin an apprenticeship (5)	%	NA	NA	NA	NA
Begin a higher/degree apprenticeship (14)	%	NA	NA	NA	NA
Some other type of training (6)	%	NA	NA	NA	NA
Other (7)	%	NA	NA	NA	NA
Don't know (8)	%	NA	NA	NA	NA

Appendix A – Full Data Tables

School Year/Stage – Aspirations & Intentions

Sample Sizes

School Year/Stage (GHWY Overall, Baseline & Follow-up) (Question responses on previous page)

Question	Metric	Y9	Y10	Y11	College Level 2
Q4 How much do you agree with the following statements about your aspirations for the future?	% strongly agree				
I am motivated to do well in my studies (1)	% strongly agree	912	1490	1577	518
I could get the grades I need for further study (2)	% strongly agree	909	1485	1575	514
I could gain a place on a good course if I wanted to (3)	% strongly agree	909	1480	1571	514
Q8 How likely are you to apply to higher education at age 18 or 19?	% top 3 (definitely apply, very likely, fairly likely)	901	1478	1551	514
Q10 How likely are you to apply to do a higher education qualification in the future?	% top 3 (definitely apply, very likely, fairly likely)	232	490	573	260
Q2a When you finish your current studies, what would you most like to do next? (Y11)	%				
Study at school or a sixth-form college (1)	%	911	1481	1571	511
Study at a further education college (2)	%	911	1481	1571	511
Get a full-time job (3)	%	911	1481	1571	511
Get a part-time job (4)	%	911	1481	1571	511
Begin an apprenticeship (5)	%	911	1481	1571	511
Some other type of training (6)	%	911	1481	1571	511
Other (7)	%	911	1481	1571	511
Don't know (8)	%	911	1481	1571	511
Q2b When you finish your current studies, what would you most like to do next? (Y13)	%				
Get a full-time job (3)	%	NA	NA	NA	449
Get a part-time job (4)	%	NA	NA	NA	449
Study at or stay in further education college (9)	%	NA	NA	NA	449
Study higher education at a further education college or other further education provider (10)	%	NA	NA	NA	449
Study at a local university or another higher education institution (11)	%	NA	NA	NA	449
Study away from home at university or another higher education institution (12)	%	NA	NA	NA	449
Get a job and study at the same time (13)	%	NA	NA	NA	449
Begin an apprenticeship (5)	%	NA	NA	NA	449
Begin a higher/degree apprenticeship (14)	%	NA	NA	NA	449
Some other type of training (6)	%	NA	NA	NA	449
Other (7)	%	NA	NA	NA	449
Don't know (8)	%	NA	NA	NA	449

Appendix A – Full Data Tables

School Year/Stage – Aspirations & Intentions

School Year/Stage (GHWY Overall, Baseline & Follow-up)

Question Responses
(Sample sizes on subsequent page)

Question	Metric	College L3 Y1	College L3 Y2	Sixth form Y12	Sixth form Y13
Q4 How much do you agree with the following statements about your aspirations for the future?	% strongly agree				
I am motivated to do well in my studies (1)	% strongly agree	58.2%	59.5%	52.0%	49.5%
I could get the grades I need for further study (2)	% strongly agree	34.9%	37.6%	25.4%	28.5%
I could gain a place on a good course if I wanted to (3)	% strongly agree	36.0%	34.1%	28.4%	32.4%
Q8 How likely are you to apply to higher education at age 18 or 19?	% top 3 (definitely apply, very likely, fairly likely)	70.4%	75.0%	77.0%	69.4%
Q10 How likely are you to apply to do a higher education qualification in the future?	% top 3 (definitely apply, very likely, fairly likely)	26.0%	20.5%	17.3%	17.5%
Q2a When you finish your current studies, what would you most like to do next? (Y11)	%				
Study at school or a sixth-form college (1)	%	NA	NA	NA	NA
Study at a further education college (2)	%	NA	NA	NA	NA
Get a full-time job (3)	%	NA	NA	NA	NA
Get a part-time job (4)	%	NA	NA	NA	NA
Begin an apprenticeship (5)	%	NA	NA	NA	NA
Some other type of training (6)	%	NA	NA	NA	NA
Other (7)	%	NA	NA	NA	NA
Don't know (8)	%	NA	NA	NA	NA
Q2b When you finish your current studies, what would you most like to do next? (Y13)	%				
Get a full-time job (3)	%	14.3%	13.3%	10.5%	8.7%
Get a part-time job (4)	%	1.1%	0.8%	3.3%	1.1%
Study at or stay in further education college (9)	%	6.0%	3.4%	5.0%	2.1%
Study higher education at a further education college or other further education provider (10)	%	3.6%	4.5%	3.0%	2.5%
Study at a local university or another higher education institution (11)	%	19.2%	26.9%	19.5%	22.5%
Study away from home at university or another higher education institution (12)	%	27.4%	26.1%	31.3%	39.4%
Get a job and study at the same time (13)	%	5.1%	1.5%	5.7%	2.3%
Begin an apprenticeship (5)	%	6.7%	6.4%	4.6%	4.8%
Begin a higher/degree apprenticeship (14)	%	3.3%	5.7%	5.1%	5.0%
Some other type of training (6)	%	0.9%	0.0%	0.2%	1.1%
Other (7)	%	2.7%	4.2%	2.3%	3.2%
Don't know (8)	%	9.6%	6.4%	9.2%	6.0%

Appendix A – Full Data Tables

School Year/Stage – Aspirations & Intentions

Sample Sizes

School Year/Stage (GHWY Overall, Baseline & Follow-up) (Question responses on previous page)

Question	Metric	College L3 Y1	College L3 Y2	Sixth form Y12	Sixth form Y13
Q4 How much do you agree with the following statements about your aspirations for the future?	% strongly agree				
I am motivated to do well in my studies (1)	% strongly agree	450	264	903	434
I could get the grades I need for further study (2)	% strongly agree	447	263	900	432
I could gain a place on a good course if I wanted to (3)	% strongly agree	447	264	901	435
Q8 How likely are you to apply to higher education at age 18 or 19?	% top 3 (definitely apply, very likely, fairly likely)	442	156	886	206
Q10 How likely are you to apply to do a higher education qualification in the future?	% top 3 (definitely apply, very likely, fairly likely)	127	39	202	63
Q2a When you finish your current studies, what would you most like to do next? (Y11)	%				
Study at school or a sixth-form college (1)	%	4474	NA	NA	NA
Study at a further education college (2)	%	4474	NA	NA	NA
Get a full-time job (3)	%	4474	NA	NA	NA
Get a part-time job (4)	%	4474	NA	NA	NA
Begin an apprenticeship (5)	%	4474	NA	NA	NA
Some other type of training (6)	%	4474	NA	NA	NA
Other (7)	%	4474	NA	NA	NA
Don't know (8)	%	4474	NA	NA	NA
Q2b When you finish your current studies, what would you most like to do next? (Y13)	%				
Get a full-time job (3)	%	264	901	436	2050
Get a part-time job (4)	%	264	901	436	2050
Study at or stay in further education college (9)	%	264	901	436	2050
Study higher education at a further education college or other further education provider (10)	%	264	901	436	2050
Study at a local university or another higher education institution (11)	%	264	901	436	2050
Study away from home at university or another higher education institution (12)	%	264	901	436	2050
Get a job and study at the same time (13)	%	264	901	436	2050
Begin an apprenticeship (5)	%	264	901	436	2050
Begin a higher/degree apprenticeship (14)	%	264	901	436	2050
Some other type of training (6)	%	264	901	436	2050
Other (7)	%	264	901	436	2050
Don't know (8)	%	264	901	436	2050

Appendix A – Full Data Tables

School Year/Stage- Barriers

School Year/Stage (GHWY Overall, Baseline & Follow-up)

Question	Metric	School	Sample	Sixth Form/ College	Sample
Q9 What is the main reason you might not go on to study further?	%				
My current qualifications are enough (1)	%	3.4%	1291	7.0%	689
I have decided on a specific career (that does not require further study) (2)	%	14.0%	1291	13.3%	689
I want to work and earn money (3)	%	22.8%	1291	25.9%	689
The cost is too much (4)	%	5.2%	1291	9.6%	689
It depends on the grades I get (5)	%	18.2%	1291	10.5%	689
I do not have the necessary study skills (6)	%	1.2%	1291	1.3%	689
It does not appeal to me (7)	%	6.0%	1291	9.8%	689
I want to travel (8)	%	3.0%	1291	3.1%	689
I am still undecided (9)	%	17.3%	1291	13.8%	689
There is nowhere close enough to home (10)	%	0.7%	1291	0.7%	689
Other reason	%	8.3%	1291	5.0%	689
Q25 What would put you off applying to study a higher education qualification?	%				
Potential costs (1)	%	48.0%	3682	58.1%	2439
I might not get the grades (2)	%	52.8%	3682	55.4%	2439
I'm worried I won't fit in (3)	%	23.9%	3682	19.4%	2439
I wouldn't know what course to study (4)	%	28.8%	3682	21.3%	2439
I don't know anyone else who has studied a higher education qualification (5)	%	16.3%	3682	11.3%	2439
I have caring responsibilities at home (6)	%	5.5%	3682	4.5%	2439
I have a disability (7)	%	3.4%	3682	3.4%	2439
I don't know what to do in the future (8)	%	28.4%	3682	26.4%	2439
I wouldn't have the support of my family (9)	%	4.5%	3682	4.1%	2439
Other	%	8.7%	3682	8.2%	2439
Q52 Please indicate how much you agree with the following statements.	% agree/strongly				
My parents/carers talk to me about what I could do after school/college	% agree/strongly	75.0%	3114	75.2%	2159
My parents/carers think going to university is a good idea	% agree/strongly	62.9%	3108	62.7%	2150
My parents/carers give me helpful advice about my future	% agree/strongly	72.8%	3082	67.9%	2137
My parents/carers think I should get a job as soon as I finish school/college	% agree/strongly	34.5%	3085	30.2%	2145
What my parents/carers say makes a big difference to my decisions	% agree/strongly	48.0%	3083	42.9%	2140

Appendix A – Full Data Tables

School Year/Stage - Barriers

School Year/Stage (GHWY Overall, Baseline & Follow-up)

Question Responses
(Sample sizes on subsequent page)

Question	Metric	Y9	Y10	Y11	College Level 2
Q9 What is the main reason you might not go on to study further?	%				
My current qualifications are enough (1)	%	3.1%	2.2%	4.5%	8.1%
I have decided on a specific career (that does not require further study) (2)	%	8.9%	14.6%	15.5%	12.4%
I want to work and earn money (3)	%	21.3%	21.5%	24.4%	30.6%
The cost is too much (4)	%	6.2%	6.3%	3.8%	8.1%
It depends on the grades I get (5)	%	19.6%	19.9%	16.2%	9.3%
I do not have the necessary study skills (6)	%	1.8%	1.2%	0.9%	0.4%
It does not appeal to me (7)	%	2.2%	6.3%	7.2%	9.3%
I want to travel (8)	%	4.9%	3.4%	1.9%	1.6%
I am still undecided (9)	%	22.2%	16.0%	16.4%	14.7%
There is nowhere close enough to home (10)	%	1.3%	0.8%	0.3%	0.8%
Other reason	%	8.4%	7.7%	8.7%	4.7%
Q25 What would put you off applying to study a higher education qualification?	%				
Potential costs (1)	%	46.7%	48.0%	48.7%	55.1%
I might not get the grades (2)	%	53.9%	50.8%	54.1%	48.5%
I'm worried I won't fit in (3)	%	27.8%	23.5%	22.3%	18.8%
I wouldn't know what course to study (4)	%	29.4%	30.2%	27.1%	18.8%
I don't know anyone else who has studied a higher education qualification (5)	%	18.8%	16.4%	15.0%	12.8%
I have caring responsibilities at home (6)	%	7.8%	5.3%	4.6%	6.2%
I have a disability (7)	%	4.0%	3.0%	3.5%	4.4%
I don't know what to do in the future (8)	%	29.7%	29.0%	27.2%	21.4%
I wouldn't have the support of my family (9)	%	6.4%	4.1%	3.9%	3.6%
Other	%	7.3%	9.4%	8.8%	10.2%
Q52 Please indicate how much you agree with the following statements.	% agree/strongly				
My parents/carers talk to me about what I could do after school/college	% agree/strongly	73.7%	71.5%	78.8%	68.2%
My parents/carers think going to university is a good idea	% agree/strongly	68.4%	60.1%	62.8%	41.4%
My parents/carers give me helpful advice about my future	% agree/strongly	73.2%	72.1%	73.3%	67.3%
My parents/carers think I should get a job as soon as I finish school/college	% agree/strongly	32.5%	34.6%	35.3%	43.9%
What my parents/carers say makes a big difference to my decisions	% agree/strongly	50.2%	47.3%	47.5%	42.8%

Appendix A – Full Data Tables

School Year/Stage - Barriers

Sample Sizes

School Year/Stage (GHWY Overall, Baseline & Follow-up) (Question responses on previous page)

Question	Metric	Y9	Y10	Y11	College Level 2
Q9 What is the main reason you might not go on to study further?	%				
My current qualifications are enough (1)	%	225	493	573	258
I have decided on a specific career (that does not require further study) (2)	%	225	493	573	258
I want to work and earn money (3)	%	225	493	573	258
The cost is too much (4)	%	225	493	573	258
It depends on the grades I get (5)	%	225	493	573	258
I do not have the necessary study skills (6)	%	225	493	573	258
It does not appeal to me (7)	%	225	493	573	258
I want to travel (8)	%	225	493	573	258
I am still undecided (9)	%	225	493	573	258
There is nowhere close enough to home (10)	%	225	493	573	258
Other reason	%	225	493	573	258
Q25 What would put you off applying to study a higher education qualification?	%				
Potential costs (1)	%	778	1422	1482	501
I might not get the grades (2)	%	778	1422	1482	501
I'm worried I won't fit in (3)	%	778	1422	1482	501
I wouldn't know what course to study (4)	%	778	1422	1482	501
I don't know anyone else who has studied a higher education qualification (5)	%	778	1422	1482	501
I have caring responsibilities at home (6)	%	778	1422	1482	501
I have a disability (7)	%	778	1422	1482	501
I don't know what to do in the future (8)	%	778	1422	1482	501
I wouldn't have the support of my family (9)	%	778	1422	1482	501
Other	%	778	1422	1482	501
Q52 Please indicate how much you agree with the following statements.	% agree/strongly				
My parents/carers talk to me about what I could do after school/college	% agree/strongly	630	1195	1289	425
My parents/carers think going to university is a good idea	% agree/strongly	633	1189	1286	420
My parents/carers give me helpful advice about my future	% agree/strongly	628	1179	1275	416
My parents/carers think I should get a job as soon as I finish school/college	% agree/strongly	630	1182	1273	419
What my parents/carers say makes a big difference to my decisions	% agree/strongly	625	1179	1279	414

Appendix A – Full Data Tables

School Year/Stage - Barriers

School Year/Stage (GHWY Overall, Baseline & Follow-up)

Question Responses
(Sample sizes on subsequent page)

Question	Metric	College L3 Y1	College L3 Y2	Sixth form Y12	Sixth form Y13
Q9 What is the main reason you might not go on to study further?	%				
My current qualifications are enough (1)	%	9.4%	7.7%	5.5%	1.6%
I have decided on a specific career (that does not require further study) (2)	%	13.3%	15.4%	15.1%	9.7%
I want to work and earn money (3)	%	20.3%	17.9%	25.6%	24.2%
The cost is too much (4)	%	10.2%	5.1%	12.6%	8.1%
It depends on the grades I get (5)	%	16.4%	7.7%	9.5%	8.1%
I do not have the necessary study skills (6)	%	1.6%	0.0%	2.5%	1.6%
It does not appeal to me (7)	%	4.7%	12.8%	9.5%	21.0%
I want to travel (8)	%	1.6%	7.7%	5.5%	1.6%
I am still undecided (9)	%	16.4%	7.7%	10.6%	19.4%
There is nowhere close enough to home (10)	%	2.3%	0.0%	0.0%	0.0%
Other reason	%	3.9%	17.9%	3.5%	4.8%
Q25 What would put you off applying to study a higher education qualification?	%				
Potential costs (1)	%	66.1%	55.0%	58.3%	55.3%
I might not get the grades (2)	%	53.1%	54.3%	59.0%	59.8%
I'm worried I won't fit in (3)	%	19.0%	18.2%	19.3%	21.5%
I wouldn't know what course to study (4)	%	19.0%	17.4%	26.2%	18.8%
I don't know anyone else who has studied a higher education qualification (5)	%	10.9%	7.8%	12.0%	10.5%
I have caring responsibilities at home (6)	%	5.2%	3.9%	3.3%	4.8%
I have a disability (7)	%	3.3%	5.4%	1.7%	4.5%
I don't know what to do in the future (8)	%	23.2%	27.1%	28.1%	31.8%
I wouldn't have the support of my family (9)	%	2.8%	5.4%	4.2%	5.3%
Other	%	8.8%	7.8%	6.8%	8.5%
Q52 Please indicate how much you agree with the following statements.	% agree/strongly				
My parents/carers talk to me about what I could do after school/college	% agree/strongly	79.1%	73.5%	76.6%	77.5%
My parents/carers think going to university is a good idea	% agree/strongly	68.8%	65.2%	67.6%	68.8%
My parents/carers give me helpful advice about my future	% agree/strongly	72.8%	67.2%	68.4%	62.9%
My parents/carers think I should get a job as soon as I finish school/college	% agree/strongly	31.0%	27.5%	27.2%	21.3%
What my parents/carers say makes a big difference to my decisions	% agree/strongly	43.7%	42.7%	44.1%	39.8%

Appendix A – Full Data Tables

School Year/Stage - Barriers

Sample Sizes

School Year/Stage (GHWY Overall, Baseline & Follow-up) (Question responses on previous page)

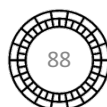
Question	Metric	College L3 Y1	College L3 Y2	Sixth form Y12	Sixth form Y13
Q9 What is the main reason you might not go on to study further?	%				
My current qualifications are enough (1)	%	128	39	199	62
I have decided on a specific career (that does not require further study) (2)	%	128	39	199	62
I want to work and earn money (3)	%	128	39	199	62
The cost is too much (4)	%	128	39	199	62
It depends on the grades I get (5)	%	128	39	199	62
I do not have the necessary study skills (6)	%	128	39	199	62
It does not appeal to me (7)	%	128	39	199	62
I want to travel (8)	%	128	39	199	62
I am still undecided (9)	%	128	39	199	62
There is nowhere close enough to home (10)	%	128	39	199	62
Other reason	%	128	39	199	62
Q25 What would put you off applying to study a higher education qualification?	%				
Potential costs (1)	%	422	258	858	400
I might not get the grades (2)	%	422	258	858	400
I'm worried I won't fit in (3)	%	422	258	858	400
I wouldn't know what course to study (4)	%	422	258	858	400
I don't know anyone else who has studied a higher education qualification (5)	%	422	258	858	400
I have caring responsibilities at home (6)	%	422	258	858	400
I have a disability (7)	%	422	258	858	400
I don't know what to do in the future (8)	%	422	258	858	400
I wouldn't have the support of my family (9)	%	422	258	858	400
Other	%	422	258	858	400
Q52 Please indicate how much you agree with the following statements.	% agree/strongly				
My parents/carers talk to me about what I could do after school/college	% agree/strongly	378	234	758	364
My parents/carers think going to university is a good idea	% agree/strongly	378	233	757	362
My parents/carers give me helpful advice about my future	% agree/strongly	375	232	750	364
My parents/carers think I should get a job as soon as I finish school/college	% agree/strongly	374	233	757	362
What my parents/carers say makes a big difference to my decisions	% agree/strongly	375	234	755	362

Appendix A – Full Data Tables

Ward Breakdown – Key Metrics

	Q5* Knowledge	Q5 Sample	Q6* Knowledge	Q6 Sample	Q11** Attitudes	Q11 Sample	Q12** Attitudes	Q11 Sample	Q4** Aspirations	Q4 Sample	Q8*** Top 3	Q8 Sample
Adwick	0%	1	0%	1	0%	1	0%	1	0%	1	0%	1
Armley	14%	42	12%	41	10%	40	21%	39	19%	42	84%	37
Ashby	100%	1	100%	1	100%	1	100%	1	100%	1	0%	0
Askern	13%	8	38%	8	25%	8	13%	8	50%	8	67%	6
Athersley	0%	1	0%	1	0%	1	100%	1	100%	1	0%	0
Beeston	29%	66	20%	65	16%	64	27%	62	33%	66	80%	56
Bowling	14%	113	16%	114	11%	114	25%	110	30%	114	74%	110
Bramley	19%	37	28%	36	17%	35	52%	33	38%	37	72%	36
Brierley	10%	10	20%	10	10%	10	40%	10	20%	10	90%	10
Burmantofts	16%	56	24%	55	13%	56	22%	54	34%	56	68%	56
Castleford Ferry Fryston	13%	318	17%	317	10%	298	22%	291	21%	321	64%	299
Castleford Glasshoughton	10%	295	13%	297	8%	292	22%	285	18%	296	66%	285
Castleford Whitwood	20%	197	13%	197	9%	191	28%	188	27%	198	69%	191
City and Holbeck	30%	73	23%	73	15%	73	39%	69	30%	74	75%	64
Cudworth	0%	4	0%	4	0%	4	0%	4	25%	4	50%	4
Darfield	0%	2	0%	2	0%	2	50%	2	0%	2	100%	2
Dearne Thurnscoe	0%	3	0%	3	0%	3	0%	3	33%	3	67%	3
Eccleshill	8%	201	24%	204	5%	194	29%	192	25%	204	69%	194
Featherstone	11%	356	14%	354	10%	348	25%	341	25%	357	65%	347
Goole South	0%	1	0%	1	0%	1	0%	1	0%	1	0%	1
Harehills	19%	58	25%	57	5%	56	24%	54	19%	58	61%	56
Hemsworth	24%	86	26%	85	6%	84	24%	83	27%	86	58%	72
Hoyland East	0%	1	0%	1	0%	1	100%	1	0%	1	100%	1
Hunslet	20%	55	20%	55	9%	54	30%	54	15%	55	76%	51
Keighley South	19%	32	20%	30	14%	29	31%	29	22%	32	83%	29
Knottingley	10%	87	16%	89	6%	88	20%	87	31%	90	58%	84
Longhill	0%	1	0%	1	0%	1	0%	1	100%	1	0%	1
Middleton	21%	76	25%	76	12%	75	38%	74	28%	76	70%	73
Monk Bretton	0%	4	25%	4	0%	4	25%	4	25%	4	100%	4
Richmond Hill	9%	76	16%	75	4%	76	19%	75	18%	76	72%	72
Royston	50%	8	25%	8	50%	8	50%	8	50%	8	100%	6
Seacroft	7%	54	19%	54	6%	53	28%	53	19%	54	70%	54
Selby North	0%	2	50%	2	100%	2	50%	2	0%	2	100%	2
Selby South	0%	2	50%	2	0%	2	0%	2	100%	2	50%	2
Shipley East	11%	62	30%	61	16%	61	27%	56	24%	62	71%	58
South Elmsall	16%	505	16%	503	6%	489	17%	473	16%	506	61%	472
South Kirkby	18%	402	19%	397	7%	387	16%	378	18%	404	64%	385
Tong	13%	72	21%	71	23%	71	31%	70	44%	72	79%	70
Wakefield Central	12%	176	15%	176	7%	174	26%	171	24%	176	59%	170
Wombwell North	0%	1	0%	0	0%	0	0%	0	0%	1	0%	0
Worsbrough	0%	3	33%	3	0%	3	67%	3	67%	3	100%	3
Wortley	24%	168	21%	165	14%	160	30%	157	27%	168	74%	151
Wyke	17%	46	28%	46	13%	46	16%	44	24%	46	65%	46

Overall GHWY Data – Baseline & Follow-up



Low Sample Size

* Respondent's averages on series of 3 point scales, rounded to nearest integer, % respondents giving average response equivalent to "A lot"

** Respondent's averages on series of 5 point scales, rounded to nearest integer, % respondents giving average response equivalent to "Strongly Agree"

Appendix A – Full Data Tables

Baseline v Follow-up - Knowledge

Baseline v Follow-up (GHWY Overall)

Question	Metric	Baseline	Sample	Follow-up	Sample
Q5 How much do you know about the following aspects of applying to higher education?	% A lot				
The courses that are available (1)	% A lot	20.9%	4761	18.1%	1720
Different routes, such as: higher/degree apprenticeships, distance learning, and higher education in a further education setting (2)	% A lot	18.5%	4771	18.2%	1727
How to apply through UCAS (3)	% A lot	18.5%	4779	16.5%	1726
Where to find information about applying (4)	% A lot	20.0%	4769	18.8%	1719
The qualifications and grades needed to get into the course you want (5)	% A lot	34.1%	4777	28.2%	1729
Q6 How much do you know about the following aspects of higher education study?	% A lot				
What student life would be like (1)	% A lot	22.2%	4730	24.2%	1738
How it leads to careers that you may be interested in (2)	% A lot	27.7%	4722	26.1%	1729
The costs of study (3)	% A lot	27.1%	4723	29.8%	1732
The financial support available (4)	% A lot	15.1%	4712	19.2%	1723
The options about where to live whilst studying (5)	% A lot	19.7%	4722	22.9%	1728
The support available (6)	% A lot	15.8%	4712	16.8%	1731
Q30 How likely are you to speak with the following people in order to help you decide what to do after you finish your current studies?	% top 3 (fairly, very likely, already spoken to)				
Teacher at school (1)	% top 3 (fairly, very likely, already spoken to)	58.7%	4080	56.7%	1469
Careers adviser at school (2)	% top 3 (fairly, very likely, already spoken to)	52.6%	4053	52.1%	1464
Careers adviser outside school (e.g. National Careers Service) (3)	% top 3 (fairly, very likely, already spoken to)	27.4%	4039	30.3%	1454
Staff at a college/university visit or open day (4)	% top 3 (fairly, very likely, already spoken to)	61.1%	4049	61.0%	1455
Students at a college/university visit or open day (12)	% top 3 (fairly, very likely, already spoken to)	53.7%	4031	53.8%	1449
Friends (5)	% top 3 (fairly, very likely, already spoken to)	71.6%	4046	69.7%	1461
Enterprise adviser (6)	% top 3 (fairly, very likely, already spoken to)	27.9%	4000	29.1%	1445
Family (7)	% top 3 (fairly, very likely, already spoken to)	81.9%	4041	79.7%	1451
Someone in your community (e.g. an activity leader, religious leader, youth worker) (8)	% top 3 (fairly, very likely, already spoken to)	25.0%	4006	26.2%	1449
Local employer (9)	% top 3 (fairly, very likely, already spoken to)	29.3%	4003	31.2%	1444
Apprenticeship ambassador (10)	% top 3 (fairly, very likely, already spoken to)	29.5%	3998	31.4%	1433
Other	% top 3 (fairly, very likely, already spoken to)	34.9%	1715	35.2%	662

Appendix A – Full Data Tables

Baseline v Follow-up - Attitudes

Baseline v Follow-up (GHWY Overall)

Question	Metric	Baseline	Sample	Follow-up	Sample
Q11 How much do you agree with the following statements about higher education?	% strongly agree				
It is for people like me (1)	% strongly agree	11.6%	4619	10.7%	1689
I would fit in well with others (2)	% strongly agree	12.5%	4615	10.8%	1684
I have the academic ability to succeed (3)	% strongly agree	16.5%	4605	14.6%	1680
I could cope with the level of study required (4)	% strongly agree	11.9%	4607	11.5%	1680
Q12 How much do you agree with the following statements about higher education?	% strongly agree				
It would broaden my horizons (1)	% strongly agree	21.5%	4502	19.3%	1634
It would challenge me intellectually (2)	% strongly agree	28.4%	4495	28.5%	1631
It would give me valuable life skills (3)	% strongly agree	29.6%	4493	29.8%	1626
It would improve my social life (4)	% strongly agree	21.5%	4492	24.1%	1636
It would enable me to earn more (5)	% strongly agree	30.9%	4502	30.1%	1627
It would enable me to get a better job (6)	% strongly agree	40.3%	4498	37.3%	1630
Q23 How much do you agree with the following statements?	% strongly agree				
I believe I could go to university when I leave school if I wanted to (1)	% strongly agree	21.1%	4365	25.5%	1549s
It is better to start an apprenticeship than go to university (2)	% strongly agree	8.3%	4345	8.6%	1532
It is better to get a job than go to university (3)	% strongly agree	6.2%	4345	7.5%	1537
All universities are the same (4)	% strongly agree	3.2%	4339	3.4%	1536
Some universities are better than others (5)	% strongly agree	21.2%	4327	19.2%	1533
Employers value some universities more than others (6)	% strongly agree	13.9%	4318	14.2%	1534
My family values some universities more than others (7)	% strongly agree	8.4%	4319	6.9%	1527
My school or college values some universities more than others (8)	% strongly agree	7.5%	4306	7.8%	1527
All universities offer the same courses (9)	% strongly agree	2.7%	4298	2.5%	1529
If you do not get good grades at Post 16 you can still get into university (10)	% strongly agree	4.7%	4293	3.8%	1521
My family would like me to go to university (11)	% strongly agree	23.6%	4285	17.7%	1527
I feel I have enough information to decide which higher education option would suit me best (higher/degree apprenticeship or degree) (12)	% strongly agree	24.5%	4281	27.8%	1523

Appendix A – Full Data Tables

Baseline v Follow-up – Aspirations & Intentions

Baseline v Follow-up (GHWY Overall)

Question	Metric	Baseline	Sample	Follow-up	Sample
Q4 How much do you agree with the following statements about your aspirations for the future?	% strongly agree				
I am motivated to do well in my studies (1)	% strongly agree	44.5%	4804	49.3%	1745
I could get the grades I need for further study (2)	% strongly agree	24.7%	4790	26.4%	1736
I could gain a place on a good course if I wanted to (3)	% strongly agree	27.2%	4785	26.8%	6522
Q8 How likely are you to apply to higher education at age 18 or 19?	% top 3 (definitely apply, very likely, fairly likely)	67.8%	4510	64.5%	1625
Q10 How likely are you to apply to do a higher education qualification in the future?	% top 3 (definitely apply, very likely, fairly likely)	22.2%	1419	18.2%	567
Q2a When you finish your current studies, what would you most like to do next? (Y11)	%				
Study at school or a sixth-form college (1)	%	29.3%	3340	29.1%	1350
Study at a further education college (2)	%	32.8%	3340	20.7%	1350
Get a full-time job (3)	%	6.0%	3340	10.1%	1350
Get a part-time job (4)	%	3.1%	3340	4.0%	1350
Begin an apprenticeship (5)	%	12.0%	3340	13.8%	1350
Some other type of training (6)	%	0.7%	3340	1.0%	1350
Other (7)	%	4.8%	3340	5.3%	1350
Don't know (8)	%	11.2%	3340	16.0%	1350
Q2b When you finish your current studies, what would you most like to do next? (Y13)	%				
Get a full-time job (3)	%	10.5%	1453	13.4%	597
Get a part-time job (4)	%	1.5%	1453	3.4%	597
Study at or stay in further education college (9)	%	3.2%	1453	7.2%	597
Study higher education at a further education college or other further education provider (10)	%	3.3%	1453	3.0%	597
Study at a local university or another higher education institution (11)	%	21.3%	1453	20.4%	597
Study away from home at university or another higher education institution (12)	%	33.2%	1453	27.3%	597
Get a job and study at the same time (13)	%	4.3%	1453	4.4%	597
Begin an apprenticeship (5)	%	6.1%	1453	3.5%	597
Begin a higher/degree apprenticeship (14)	%	5.8%	1453	2.2%	597
Some other type of training (6)	%	0.6%	1453	0.5%	597
Other (7)	%	2.8%	1453	2.8%	597
Don't know (8)	%	7.4%	1453	10.2%	597

Appendix A – Full Data Tables

Baseline v Follow-up - Barriers

Baseline v Follow-up (GHWY Overall)

Question	Metric	Baseline	Sample	Follow-up	Sample
Q9 What is the main reason you might not go on to study further?	%				
My current qualifications are enough (1)	%	4.5%	1411	5.1%	566
I have decided on a specific career (that does not require further study) (2)	%	15.2%	1411	10.1%	566
I want to work and earn money (3)	%	22.5%	1411	27.2%	566
The cost is too much (4)	%	6.8%	1411	6.5%	566
It depends on the grades I get (5)	%	15.9%	1411	14.5%	566
I do not have the necessary study skills (6)	%	1.3%	1411	1.1%	566
It does not appeal to me (7)	%	6.6%	1411	9.0%	566
I want to travel (8)	%	3.3%	1411	2.3%	566
I am still undecided (9)	%	16.3%	1411	15.5%	566
There is nowhere close enough to home (10)	%	0.7%	1411	0.7%	566
Other reason	%	6.8%	1411	6.5%	566
Q25 What would put you off applying to study a higher education qualification?	%				
Potential costs (1)	%	54.0%	4392	47.0%	1729
I might not get the grades (2)	%	55.3%	4392	50.1%	1729
I'm worried I won't fit in (3)	%	22.4%	4392	21.3%	1729
I wouldn't know what course to study (4)	%	26.6%	4392	23.7%	1729
I don't know anyone else who has studied a higher education qualification (5)	%	14.8%	4392	13.2%	1729
I have caring responsibilities at home (6)	%	5.6%	4392	4.0%	1729
I have a disability (7)	%	3.4%	4392	3.4%	1729
I don't know what to do in the future (8)	%	28.3%	4392	25.9%	1729
I wouldn't have the support of my family (9)	%	4.7%	4392	3.5%	1729
Other	%	8.6%	4392	8.3%	1729
Q52 Please indicate how much you agree with the following statements.	% agree/strongly				
My parents/carers talk to me about what I could do after school/college	% agree/strongly	75.5%	3901	73.8%	1372
My parents/carers think going to university is a good idea	% agree/strongly	64.1%	3891	59.1%	1367
My parents/carers give me helpful advice about my future	% agree/strongly	70.9%	3863	70.6%	1356
My parents/carers think I should get a job as soon as I finish school/college	% agree/strongly	32.5%	3871	33.3%	1359
What my parents/carers say makes a big difference to my decisions	% agree/strongly	46.2%	3866	45.0%	1357

Appendix A – Full Data Tables

Matched Individuals - Knowledge

Baseline v Follow-up (Matched Individuals only*)

Question	Metric	Baseline	Sample	Follow-up	Sample
Q5 How much do you know about the following aspects of applying to higher education?	% A lot				
The courses that are available (1)	% A lot	13.6%	250	19.5%	246
Different routes, such as: higher/degree apprenticeships, distance learning, and higher education in a further education setting (2)	% A lot	19.3%	249	22.5%	249
How to apply through UCAS (3)	% A lot	12.4%	249	11.6%	249
Where to find information about applying (4)	% A lot	14.4%	251	19.4%	247
The qualifications and grades needed to get into the course you want (5)	% A lot	28.3%	251	26.8%	246
Q6 How much do you know about the following aspects of higher education study?	% A lot				
What student life would be like (1)	% A lot	22.2%	248	29.3%	249
How it leads to careers that you may be interested in (2)	% A lot	25.6%	246	28.6%	248
The costs of study (3)	% A lot	22.9%	249	33.7%	249
The financial support available (4)	% A lot	14.5%	248	19.2%	245
The options about where to live whilst studying (5)	% A lot	18.1%	249	29.6%	247
The support available (6)	% A lot	14.2%	246	19.7%	249
Q30 How likely are you to speak with the following people in order to help you decide what to do after you finish your current studies?	% top 3 (fairly, very likely, already spoken to)				
Teacher at school (1)	% top 3 (fairly, very likely, already spoken to)	50.0%	206	55.5%	218
Careers adviser at school (2)	% top 3 (fairly, very likely, already spoken to)	44.4%	205	51.2%	217
Careers adviser outside school (e.g. National Careers Service) (3)	% top 3 (fairly, very likely, already spoken to)	24.4%	205	34.1%	214
Staff at a college/university visit or open day (4)	% top 3 (fairly, very likely, already spoken to)	54.1%	205	61.9%	215
Students at a college/university visit or open day (12)	% top 3 (fairly, very likely, already spoken to)	50.0%	206	57.7%	213
Friends (5)	% top 3 (fairly, very likely, already spoken to)	73.2%	205	71.6%	215
Enterprise adviser (6)	% top 3 (fairly, very likely, already spoken to)	28.8%	205	28.6%	213
Family (7)	% top 3 (fairly, very likely, already spoken to)	81.5%	205	81.8%	214
Someone in your community (e.g. an activity leader, religious leader, youth worker) (8)	% top 3 (fairly, very likely, already spoken to)	26.1%	203	28.5%	214
Local employer (9)	% top 3 (fairly, very likely, already spoken to)	26.1%	203	32.1%	215
Apprenticeship ambassador (10)	% top 3 (fairly, very likely, already spoken to)	27.1%	203	36.3%	212
Other	% top 3 (fairly, very likely, already spoken to)	44.0%	91	36.5%	85

Appendix A – Full Data Tables

Matched Individuals - Attitudes

Baseline v Follow-up (Matched Individuals only*)

Question	Metric	Baseline	Sample	Follow-up	Sample
Q11 How much do you agree with the following statements about higher education?	% strongly agree				
It is for people like me (1)	% strongly agree	10.3%	234	14.6%	247
I would fit in well with others (2)	% strongly agree	10.2%	235	9.7%	247
I have the academic ability to succeed (3)	% strongly agree	15.0%	234	17.5%	246
I could cope with the level of study required (4)	% strongly agree	11.9%	235	11.8%	245
Q12 How much do you agree with the following statements about higher education?	% strongly agree				
It would broaden my horizons (1)	% strongly agree	19.3%	233	21.3%	240
It would challenge me intellectually (2)	% strongly agree	29.0%	231	30.8%	240
It would give me valuable life skills (3)	% strongly agree	29.0%	231	32.9%	240
It would improve my social life (4)	% strongly agree	20.0%	230	26.6%	241
It would enable me to earn more (5)	% strongly agree	32.2%	233	40.4%	240
It would enable me to get a better job (6)	% strongly agree	38.1%	231	44.8%	239
Q23 How much do you agree with the following statements?	% strongly agree				
I believe I could go to university when I leave school if I wanted to (1)	% strongly agree	21.5%	223	27.5%	229
It is better to start an apprenticeship than go to university (2)	% strongly agree	8.0%	224	5.7%	228
It is better to get a job than go to university (3)	% strongly agree	6.7%	224	7.4%	229
All universities are the same (4)	% strongly agree	4.0%	223	2.7%	226
Some universities are better than others (5)	% strongly agree	23.8%	223	20.7%	227
Employers value some universities more than others (6)	% strongly agree	10.8%	223	16.7%	228
My family values some universities more than others (7)	% strongly agree	9.5%	221	6.6%	226
My school or college values some universities more than others (8)	% strongly agree	7.2%	221	6.6%	226
All universities offer the same courses (9)	% strongly agree	2.3%	221	1.3%	227
If you do not get good grades at Post 16 you can still get into university (10)	% strongly agree	5.9%	219	1.3%	227
My family would like me to go to university (11)	% strongly agree	25.2%	222	21.1%	228
I feel I have enough information to decide which higher education option would suit me best (higher/degree apprenticeship or degree) (12)	% strongly agree	12.3%	219	12.3%	227

Appendix A – Full Data Tables

Matched Individuals – Aspirations & Intentions

Baseline v Follow-up (Matched Individuals only*)

Question	Metric	Baseline	Sample	Follow-up	Sample
Q4 How much do you agree with the following statements about your aspirations for the future?	% strongly agree				
I am motivated to do well in my studies (1)	% strongly agree	46.4%	250	51.2%	250
I could get the grades I need for further study (2)	% strongly agree	24.2%	248	23.7%	249
I could gain a place on a good course if I wanted to (3)	% strongly agree	21.8%	248	25.3%	249
Q8 How likely are you to apply to higher education at age 18 or 19?	% top 3 (definitely apply, very likely, fairly likely)	75.8%	248	72.7%	242
Q10 How likely are you to apply to do a higher education qualification in the future?	% top 3 (definitely apply, very likely, fairly likely)	25.9%	58	21.5%	65
Q2a When you finish your current studies, what would you most like to do next? (Y11)	%				
Study at school or a sixth-form college (1)	%	39.7%	234	45.4%	174
Study at a further education college (2)	%	23.1%	234	14.4%	174
Get a full-time job (3)	%	4.7%	234	5.2%	174
Get a part-time job (4)	%	3.4%	234	4.0%	174
Begin an apprenticeship (5)	%	9.4%	234	13.2%	174
Some other type of training (6)	%	1.3%	234	0.6%	174
Other (7)	%	5.1%	234	2.3%	174
Don't know (8)	%	13.2%	234	14.9%	174
Q2b When you finish your current studies, what would you most like to do next? (Y13)	%				
Get a full-time job (3)	%	13.3%	15	8.0%	75
Get a part-time job (4)	%	0.0%	15	4.0%	75
Study at or stay in further education college (9)	%	0.0%	15	1.3%	75
Study higher education at a further education college or other further education provider (10)	%	0.0%	15	1.3%	75
Study at a local university or another higher education institution (11)	%	46.7%	15	33.3%	75
Study away from home at university or another higher education institution (12)	%	13.3%	15	32.0%	75
Get a job and study at the same time (13)	%	6.7%	15	4.0%	75
Begin an apprenticeship (5)	%	0.0%	15	2.7%	75
Begin a higher/degree apprenticeship (14)	%	0.0%	15	5.3%	75
Some other type of training (6)	%	6.7%	15	0.0%	75
Other (7)	%	0.0%	15	2.7%	75
Don't know (8)	%	13.3%	15	4.0%	75

Appendix A – Full Data Tables

Matched Individuals - Barriers

Baseline v Follow-up (Matched Individuals only*)

Question	Metric	Baseline	Sample	Follow-up	Sample
Q9 What is the main reason you might not go on to study further?	%				
My current qualifications are enough (1)	%	0.0%	54	7.6%	66
I have decided on a specific career (that does not require further study) (2)	%	14.8%	54	13.6%	66
I want to work and earn money (3)	%	29.6%	54	19.7%	66
The cost is too much (4)	%	13.0%	54	6.1%	66
It depends on the grades I get (5)	%	14.8%	54	16.7%	66
I do not have the necessary study skills (6)	%	1.9%	54	0.0%	66
It does not appeal to me (7)	%	0.0%	54	10.6%	66
I want to travel (8)	%	1.9%	54	1.5%	66
I am still undecided (9)	%	16.7%	54	18.2%	66
There is nowhere close enough to home (10)	%	0.0%	54	0.0%	66
Other reason	%	7.4%	54	6.1%	66
Q25 What would put you off applying to study a higher education qualification?	%				
Potential costs (1)	%	52.0%	225	45.3%	247
I might not get the grades (2)	%	52.9%	225	51.8%	247
I'm worried I won't fit in (3)	%	26.2%	225	24.3%	247
I wouldn't know what course to study (4)	%	26.7%	225	27.1%	247
I don't know anyone else who has studied a higher education qualification (5)	%	16.9%	225	11.7%	247
I have caring responsibilities at home (6)	%	2.7%	225	2.4%	247
I have a disability (7)	%	3.1%	225	2.0%	247
I don't know what to do in the future (8)	%	32.0%	225	29.1%	247
I wouldn't have the support of my family (9)	%	6.7%	225	2.0%	247
Other	%	9.3%	225	4.5%	247
Q52 Please indicate how much you agree with the following statements.	% agree/strongly				
My parents/carers talk to me about what I could do after school/college	% agree/strongly	76.2%	193	82.9%	205
My parents/carers think going to university is a good idea	% agree/strongly	62.0%	192	66.2%	204
My parents/carers give me helpful advice about my future	% agree/strongly	72.0%	193	72.9%	203
My parents/carers think I should get a job as soon as I finish school/college	% agree/strongly	32.5%	191	37.6%	205
What my parents/carers say makes a big difference to my decisions	% agree/strongly	47.1%	189	48.5%	204

Appendix A – Full Data Tables

Activity - Knowledge

Baseline v Follow-up (Individuals engaged in activity only*)

Question	Metric	Baseline	Sample	Follow-up	Sample
Q5 How much do you know about the following aspects of applying to higher education?	% A lot				
The courses that are available (1)	% A lot	13.2%	53	21.2%	52
Different routes, such as: higher/degree apprenticeships, distance learning, and higher education in a further education setting (2)	% A lot	16.7%	54	24.5%	53
How to apply through UCAS (3)	% A lot	5.6%	54	9.4%	53
Where to find information about applying (4)	% A lot	5.6%	54	13.5%	52
The qualifications and grades needed to get into the course you want (5)	% A lot	31.5%	54	20.8%	53
Q6 How much do you know about the following aspects of higher education study?	% A lot				
What student life would be like (1)	% A lot	22.2%	54	35.8%	53
How it leads to careers that you may be interested in (2)	% A lot	20.8%	53	30.2%	53
The costs of study (3)	% A lot	16.7%	54	41.5%	53
The financial support available (4)	% A lot	9.3%	54	23.5%	51
The options about where to live whilst studying (5)	% A lot	22.2%	54	35.8%	53
The support available (6)	% A lot	16.7%	54	22.6%	53
Q30 How likely are you to speak with the following people in order to help you decide what to do after you finish your current studies?	% top 3 (fairly, very likely, already spoken to)				
Teacher at school (1)	% top 3 (fairly, very likely, already spoken to)	60.9%	46	73.5%	49
Careers adviser at school (2)	% top 3 (fairly, very likely, already spoken to)	50.0%	46	63.3%	49
Careers adviser outside school (e.g. National Careers Service) (3)	% top 3 (fairly, very likely, already spoken to)	23.9%	46	40.4%	47
Staff at a college/university visit or open day (4)	% top 3 (fairly, very likely, already spoken to)	54.3%	46	55.1%	49
Students at a college/university visit or open day (12)	% top 3 (fairly, very likely, already spoken to)	50.0%	46	44.7%	47
Friends (5)	% top 3 (fairly, very likely, already spoken to)	80.4%	46	70.8%	48
Enterprise adviser (6)	% top 3 (fairly, very likely, already spoken to)	24.4%	45	25.0%	48
Family (7)	% top 3 (fairly, very likely, already spoken to)	82.6%	46	89.8%	49
Someone in your community (e.g. an activity leader, religious leader, youth worker) (8)	% top 3 (fairly, very likely, already spoken to)	26.1%	46	31.3%	48
Local employer (9)	% top 3 (fairly, very likely, already spoken to)	17.4%	46	30.6%	49
Apprenticeship ambassador (10)	% top 3 (fairly, very likely, already spoken to)	22.2%	45	32.7%	49
Other	% top 3 (fairly, very likely, already spoken to)	35.7%	14	45.0%	20

Appendix A – Full Data Tables

Activity - Attitudes

Baseline v Follow-up (Individuals engaged in activity only*)

Question	Metric	Baseline	Sample	Follow-up	Sample
Q11 How much do you agree with the following statements about higher education?	% strongly agree				
It is for people like me (1)	% strongly agree	11.3%	53	13.2%	53
I would fit in well with others (2)	% strongly agree	11.1%	54	9.4%	53
I have the academic ability to succeed (3)	% strongly agree	15.1%	53	9.4%	53
I could cope with the level of study required (4)	% strongly agree	11.1%	54	9.4%	53
Q12 How much do you agree with the following statements about higher education?	% strongly agree				
It would broaden my horizons (1)	% strongly agree	20.4%	54	18.9%	53
It would challenge me intellectually (2)	% strongly agree	24.0%	54	26.0%	53
It would give me valuable life skills (3)	% strongly agree	25.9%	54	28.3%	53
It would improve my social life (4)	% strongly agree	18.5%	54	20.8%	53
It would enable me to earn more (5)	% strongly agree	31.5%	54	35.8%	53
It would enable me to get a better job (6)	% strongly agree	35.8%	53	37.7%	53
Q23 How much do you agree with the following statements?	% strongly agree				
I believe I could go to university when I leave school if I wanted to (1)	% strongly agree	23.5%	51	28.8%	52
It is better to start an apprenticeship than go to university (2)	% strongly agree	2.0%	51	2.0%	51
It is better to get a job than go to university (3)	% strongly agree	3.9%	51	1.9%	52
All universities are the same (4)	% strongly agree	0.0%	51	2.0%	51
Some universities are better than others (5)	% strongly agree	17.6%	51	17.6%	51
Employers value some universities more than others (6)	% strongly agree	7.8%	51	21.2%	52
My family values some universities more than others (7)	% strongly agree	7.8%	51	0.0%	52
My school or college values some universities more than others (8)	% strongly agree	6.1%	49	3.9%	51
All universities offer the same courses (9)	% strongly agree	2.0%	50	0.0%	51
If you do not get good grades at Post 16 you can still get into university (10)	% strongly agree	6.0%	50	2.0%	51
My family would like me to go to university (11)	% strongly agree	26.0%	50	23.1%	52
I feel I have enough information to decide which higher education option would suit me best (higher/degree apprenticeship or degree) (12)	% strongly agree	9.8%	51	11.5%	52

Appendix A – Full Data Tables

Activity – Aspirations & Intentions

Baseline v Follow-up (Individuals engaged in activity only*)

Question	Metric	Baseline	Sample	Follow-up	Sample
Q4 How much do you agree with the following statements about your aspirations for the future?	% strongly agree				
I am motivated to do well in my studies (1)	% strongly agree	55.6%	54	56.6%	53
I could get the grades I need for further study (2)	% strongly agree	22.2%	54	18.9%	53
I could gain a place on a good course if I wanted to (3)	% strongly agree	20.4%	54	22.6%	53
Q8 How likely are you to apply to higher education at age 18 or 19?	% top 3 (definitely apply, very likely, fairly likely)	81.5%	54	82.4%	51
Q10 How likely are you to apply to do a higher education qualification in the future?	% top 3 (definitely apply, very likely, fairly likely)	30.0%	10	66.7%	9
Q2a When you finish your current studies, what would you most like to do next? (Y11)	%				
Study at school or a sixth-form college (1)	%	33.3%	48	41.2%	34
Study at a further education college (2)	%	25.0%	48	17.6%	34
Get a full-time job (3)	%	2.1%	48	5.9%	34
Get a part-time job (4)	%	4.2%	48	2.9%	34
Begin an apprenticeship (5)	%	6.3%	48	17.6%	34
Some other type of training (6)	%	0.0%	48	0.0%	34
Other (7)	%	6.3%	48	2.9%	34
Don't know (8)	%	22.9%	48	11.8%	34
Q2b When you finish your current studies, what would you most like to do next? (Y13)	%				
Get a full-time job (3)	%	16.7%	6	15.8%	19
Get a part-time job (4)	%	0.0%	6	10.5%	19
Study at or stay in further education college (9)	%	0.0%	6	5.3%	19
Study higher education at a further education college or other further education provider (10)	%	0.0%	6	5.3%	19
Study at a local university or another higher education institution (11)	%	50.0%	6	26.3%	19
Study away from home at university or another higher education institution (12)	%	16.7%	6	26.3%	19
Get a job and study at the same time (13)	%	0.0%	6	0.0%	19
Begin an apprenticeship (5)	%	0.0%	6	0.0%	19
Begin a higher/degree apprenticeship (14)	%	0.0%	6	0.0%	19
Some other type of training (6)	%	16.7%	6	0.0%	19
Other (7)	%	0.0%	6	0.0%	19
Don't know (8)	%	0.0%	6	10.5%	19

Appendix A – Full Data Tables

Activity - Barriers

Baseline v Follow-up (Individuals engaged in activity only*)

Question	Metric	Baseline	Sample	Follow-up	Sample
Q9 What is the main reason you might not go on to study further?	%				
My current qualifications are enough (1)	%	0.0%	10	11.1%	9
I have decided on a specific career (that does not require further study) (2)	%	10.0%	10	11.1%	9
I want to work and earn money (3)	%	30.0%	10	11.1%	9
The cost is too much (4)	%	20.0%	10	22.2%	9
It depends on the grades I get (5)	%	10.0%	10	22.2%	9
I do not have the necessary study skills (6)	%	0.0%	10	0.0%	9
It does not appeal to me (7)	%	0.0%	10	0.0%	9
I want to travel (8)	%	0.0%	10	0.0%	9
I am still undecided (9)	%	30.0%	10	22.2%	9
There is nowhere close enough to home (10)	%	0.0%	10	0.0%	9
Other reason	%	0.0%	10	0.0%	9
Q25 What would put you off applying to study a higher education qualification?	%				
Potential costs (1)	%	55.1%	49	43.4%	53
I might not get the grades (2)	%	59.2%	49	50.9%	53
I'm worried I won't fit in (3)	%	34.7%	49	30.2%	53
I wouldn't know what course to study (4)	%	34.7%	49	43.4%	53
I don't know anyone else who has studied a higher education qualification (5)	%	24.5%	49	15.1%	53
I have caring responsibilities at home (6)	%	2.0%	49	0.0%	53
I have a disability (7)	%	2.0%	49	0.0%	53
I don't know what to do in the future (8)	%	40.8%	49	34.0%	53
I wouldn't have the support of my family (9)	%	4.1%	49	1.9%	53
Other	%	8.2%	49	1.9%	53
Q52 Please indicate how much you agree with the following statements.	% agree/strongly				
My parents/carers talk to me about what I could do after school/college	% agree/strongly	78.6%	42	86.4%	44
My parents/carers think going to university is a good idea	% agree/strongly	73.2%	42	68.2%	44
My parents/carers give me helpful advice about my future	% agree/strongly	75.6%	41	72.1%	43
My parents/carers think I should get a job as soon as I finish school/college	% agree/strongly	22.0%	41	27.3%	44
What my parents/carers say makes a big difference to my decisions	% agree/strongly	36.6%	41	38.6%	44

Appendices

APPENDIX A – FULL DATA TABLES

P44... GHWY v National Average

P48... NCOP v Non-NCOP

P52... Gender

P56... Ethnicity

P68... School Year/Stage

P88... Ward Breakdown

P89... Baseline v Follow-up

P89... Overall

P93... Matched Individuals (Repeat Respondents)

P97... Learners Engaged in Activity

APPENDIX B – FINDINGS BY SCHOOL (with sample size >50*)

P102... Airedale Academy

P106... Appleton Academy

P110... Beckfoot Oakbank School

P114... Bishop Young Academy

P118... Bradford Academy

P122... Bradford College

P126... Castleford Academy

P130... Cathedral Academy

P134... Elliott Hudson College

P138... The Farnley Academy

P142... The Featherstone Academy

P146... Hemsworth Academy

P150... Immanuel College

P154... Leeds City College

P158... Leeds College of Building

P162... Leeds West Academy

P166... Minsthorpe Community College

P170... Mount St Mary's Catholic High School

P174... New College Pontefract

P178... St Wilfrid's Catholic High School & Sixth Form

P182... Wakefield College



*Further list of schools included in the overall analysis, with sample size <50:

Carlton Boiling College
Cockburn John Charles
The Co-operative Academy of Leeds
Dixon Trinity Academy
Hanson Academy
Laisterdyke Leadership Academy
Notre Dame Sixth Form College
Outwood Academy City Fields
The Rodillian Academy
The Ruth Gorse Academy
Silcoates School

Appendix B – Findings by School

Airedale Academy - Knowledge

Airedale Academy vs Go Higher West Yorkshire Network Average

Question	Metric	GHWY Total	Sample	School	Sample
Q5 How much do you know about the following aspects of applying to higher education?					
	% A lot				
The courses that are available (1)	% A lot	20.2%	6481	18.9%	381
Different routes, such as: higher/degree apprenticeships, distance learning, and higher education in a further education setting (2)	% A lot	18.4%	6498	25.6%	379
How to apply through UCAS (3)	% A lot	18.0%	6505	13.9%	380
Where to find information about applying (4)	% A lot	19.7%	6488	18.6%	381
The qualifications and grades needed to get into the course you want (5)	% A lot	32.5%	6506	29.7%	381
Q6 How much do you know about the following aspects of higher education study?					
	% A lot				
What student life would be like (1)	% A lot	22.7%	6468	23.3%	387
How it leads to careers that you may be interested in (2)	% A lot	27.3%	6451	29.6%	388
The costs of study (3)	% A lot	27.8%	6455	24.5%	387
The financial support available (4)	% A lot	16.2%	6435	16.1%	386
The options about where to live whilst studying (5)	% A lot	20.6%	6450	20.2%	387
The support available (6)	% A lot	16.1%	6443	17.1%	387
Q30 How likely are you to speak with the following people in order to help you decide what to do after you finish your current studies?					
	% top 3 (fairly, very likely, already spoken to)				
Teacher at school (1)	% top 3 (fairly, very likely, already spoken to)	58.2%	5549	63.6%	264
Careers adviser at school (2)	% top 3 (fairly, very likely, already spoken to)	52.5%	5517	52.1%	259
Careers adviser outside school (e.g. National Careers Service) (3)	% top 3 (fairly, very likely, already spoken to)	28.1%	5493	31.7%	259
Staff at a college/university visit or open day (4)	% top 3 (fairly, very likely, already spoken to)	61.1%	5504	64.1%	262
Students at a college/university visit or open day (12)	% top 3 (fairly, very likely, already spoken to)	53.7%	5480	54.2%	260
Friends (5)	% top 3 (fairly, very likely, already spoken to)	71.1%	5507	72.8%	261
Enterprise adviser (6)	% top 3 (fairly, very likely, already spoken to)	28.2%	5445	35.9%	256
Family (7)	% top 3 (fairly, very likely, already spoken to)	81.3%	5492	87.7%	261
Someone in your community (e.g. an activity leader, religious leader, youth worker) (8)	% top 3 (fairly, very likely, already spoken to)	25.4%	5455	29.8%	255
Local employer (9)	% top 3 (fairly, very likely, already spoken to)	29.8%	5447	29.4%	252
Apprenticeship ambassador (10)	% top 3 (fairly, very likely, already spoken to)	30.0%	5431	33.2%	250
Other	% top 3 (fairly, very likely, already spoken to)	35.0%	2377	34.0%	103

Appendix B – Findings by School

Airedale Academy - Attitudes

Airedale Academy v GHWY Network Average (Overall, Baseline & Follow-up)

Question	Metric	GHWY Total	Sample	School	Sample
Q11 How much do you agree with the following statements about higher education?	% strongly agree				
It is for people like me (1)	% strongly agree	11.4%	6308	9.6%	365
I would fit in well with others (2)	% strongly agree	12.0%	6299	12.3%	365
I have the academic ability to succeed (3)	% strongly agree	16.0%	6285	14.9%	363
I could cope with the level of study required (4)	% strongly agree	11.8%	6287	12.6%	365
Q12 How much do you agree with the following statements about higher education?	% strongly agree				
It would broaden my horizons (1)	% strongly agree	21.0%	6136	16.5%	346
It would challenge me intellectually (2)	% strongly agree	28.4%	6126	24.5%	347
It would give me valuable life skills (3)	% strongly agree	29.6%	6119	27.8%	349
It would improve my social life (4)	% strongly agree	22.2%	6128	19.2%	349
It would enable me to earn more (5)	% strongly agree	30.7%	6129	29.2%	346
It would enable me to get a better job (6)	% strongly agree	39.5%	6128	41.0%	349
Q23 How much do you agree with the following statements?	% strongly agree				
I believe I could go to university when I leave school if I wanted to (1)	% strongly agree	22.2%	5914	16.7%	318
It is better to start an apprenticeship than go to university (2)	% strongly agree	8.4%	5877	5.3%	318
It is better to get a job than go to university (3)	% strongly agree	6.5%	5882	4.4%	316
All universities are the same (4)	% strongly agree	3.2%	5875	2.9%	314
Some universities are better than others (5)	% strongly agree	20.7%	5860	16.1%	316
Employers value some universities more than others (6)	% strongly agree	14.0%	5852	10.5%	314
My family values some universities more than others (7)	% strongly agree	8.0%	5846	10.9%	311
My school or college values some universities more than others (8)	% strongly agree	7.5%	5833	7.7%	312
All universities offer the same courses (9)	% strongly agree	2.6%	5827	2.9%	312
If you do not get good grades at Post 16 you can still get into university (10)	% strongly agree	4.5%	5814	5.5%	310
My family would like me to go to university (11)	% strongly agree	22.1%	5812	20.1%	309
I feel I have enough information to decide which higher education option would suit me best (higher/degree apprenticeship or degree) (12)	% strongly agree	12.0%	5804	9.1%	307

Appendix B – Findings by School

Airedale Academy – Aspirations & Intentions

Airedale Academy v GHWY Network Average (Overall, Baseline & Follow-up)

Question	Metric	GHWY Total	Sample	School	Sample
Q4 How much do you agree with the following statements about your aspirations for the future?	% strongly agree				
I am motivated to do well in my studies (1)	% strongly agree	45.8%	6549	42.8%	390
I could get the grades I need for further study (2)	% strongly agree	25.2%	6526	21.6%	389
I could gain a place on a good course if I wanted to (3)	% strongly agree	27.1%	6522	23.5%	391
Q8 How likely are you to apply to higher education at age 18 or 19?	% top 3 (definitely apply, very likely, fairly likely)	66.9%	6135	66.1%	360
Q10 How likely are you to apply to do a higher education qualification in the future?	% top 3 (definitely apply, very likely, fairly likely)	21.0%	1986	28.7%	115
Q2a When you finish your current studies, what would you most like to do next? (Y11)	%				
Study at school or a sixth-form college (1)	%	29.3%	4475	20.2%	342
Study at a further education college (2)	%	29.7%	4475	42.4%	342
Get a full-time job (3)	%	7.1%	4475	4.7%	342
Get a part-time job (4)	%	3.4%	4475	2.6%	342
Begin an apprenticeship (5)	%	12.5%	4475	14.9%	342
Some other type of training (6)	%	0.7%	4475	0.6%	342
Other (7)	%	4.9%	4475	2.9%	342
Don't know (8)	%	12.4%	4475	11.7%	342
Q2b When you finish your current studies, what would you most like to do next? (Y13)	%				
Get a full-time job (3)	%	11.3%	2050	6.3%	48
Get a part-time job (4)	%	2.0%	2050	2.1%	48
Study at or stay in further education college (9)	%	4.4%	2050	2.1%	48
Study higher education at a further education college or other further education provider (10)	%	3.2%	2050	0.0%	48
Study at a local university or another higher education institution (11)	%	21.0%	2050	6.3%	48
Study away from home at university or another higher education institution (12)	%	31.5%	2050	43.8%	48
Get a job and study at the same time (13)	%	4.3%	2050	4.2%	48
Begin an apprenticeship (5)	%	5.3%	2050	10.4%	48
Begin a higher/degree apprenticeship (14)	%	4.8%	2050	0.0%	48
Some other type of training (6)	%	0.5%	2050	0.0%	48
Other (7)	%	2.8%	2050	14.6%	48
Don't know (8)	%	8.2%	2050	10.4%	48

Appendix B – Findings by School

Airedale Academy - Barriers

Airedale Academy v GHWY Network Average (Overall, Baseline & Follow-up)

Question	Metric	GHWY Total	Sample	School	Sample
Q9 What is the main reason you might not go on to study further? %					
My current qualifications are enough (1)	%	4.7%	1977	2.5%	118
I have decided on a specific career (that does not require further study) (2)	%	13.8%	1977	16.9%	118
I want to work and earn money (3)	%	23.9%	1977	19.5%	118
The cost is too much (4)	%	6.7%	1977	5.1%	118
It depends on the grades I get (5)	%	15.5%	1977	16.1%	118
I do not have the necessary study skills (6)	%	1.2%	1977	0.8%	118
It does not appeal to me (7)	%	7.3%	1977	6.8%	118
I want to travel (8)	%	3.0%	1977	5.1%	118
I am still undecided (9)	%	16.1%	1977	21.2%	118
There is nowhere close enough to home (10)	%	0.7%	1977	2.5%	118
Other reason	%	7.1%	1977	3.4%	118
Q25 What would put you off applying to study a higher education qualification? %					
Potential costs (1)	%	52.0%	6121	52.1%	309
I might not get the grades (2)	%	53.8%	6121	56.0%	309
I'm worried I won't fit in (3)	%	22.1%	6121	31.4%	309
I wouldn't know what course to study (4)	%	25.8%	6121	27.8%	309
I don't know anyone else who has studied a higher education qualification (5)	%	14.3%	6121	17.5%	309
I have caring responsibilities at home (6)	%	5.1%	6121	8.1%	309
I have a disability (7)	%	3.4%	6121	0.6%	309
I don't know what to do in the future (8)	%	27.6%	6121	32.0%	309
I wouldn't have the support of my family (9)	%	4.4%	6121	5.2%	309
Other	%	8.5%	6121	5.2%	309
Q52 Please indicate how much you agree with the following statements. % agree/strongly					
My parents/carers talk to me about what I could do after school/college	% agree/strongly	75.1%	5273	81.0%	252
My parents/carers think going to university is a good idea	% agree/strongly	62.8%	5258	66.3%	252
My parents/carers give me helpful advice about my future	% agree/strongly	70.8%	5219	78.6%	252
My parents/carers think I should get a job as soon as I finish school/college	% agree/strongly	32.7%	5230	38.6%	251
What my parents/carers say makes a big difference to my decisions	% agree/strongly	45.9%	5223	52.8%	252

Appendix B – Findings by School

Appleton Academy - Knowledge

Appleton Academy vs Go Higher West Yorkshire Network Average

Question	Metric	GHWY Total	Sample	School	Sample
Q5 How much do you know about the following aspects of applying to higher education?					
	% A lot				
The courses that are available (1)	% A lot	20.2%	6481	18.9%	74
Different routes, such as: higher/degree apprenticeships, distance learning, and higher education in a further education setting (2)	% A lot	18.4%	6498	31.1%	74
How to apply through UCAS (3)	% A lot	18.0%	6505	13.3%	75
Where to find information about applying (4)	% A lot	19.7%	6488	21.6%	74
The qualifications and grades needed to get into the course you want (5)	% A lot	32.5%	6506	36.5%	74
Q6 How much do you know about the following aspects of higher education study?					
	% A lot				
What student life would be like (1)	% A lot	22.7%	6468	30.3%	76
How it leads to careers that you may be interested in (2)	% A lot	27.3%	6451	29.3%	75
The costs of study (3)	% A lot	27.8%	6455	28.0%	75
The financial support available (4)	% A lot	16.2%	6435	16.0%	75
The options about where to live whilst studying (5)	% A lot	20.6%	6450	24.0%	75
The support available (6)	% A lot	16.1%	6443	20.0%	75
Q30 How likely are you to speak with the following people in order to help you decide what to do after you finish your current studies?					
	% top 3 (fairly, very likely, already spoken to)				
Teacher at school (1)	% top 3 (fairly, very likely, already spoken to)	58.2%	5549	63.9%	72
Careers adviser at school (2)	% top 3 (fairly, very likely, already spoken to)	52.5%	5517	73.2%	71
Careers adviser outside school (e.g. National Careers Service) (3)	% top 3 (fairly, very likely, already spoken to)	28.1%	5493	35.2%	71
Staff at a college/university visit or open day (4)	% top 3 (fairly, very likely, already spoken to)	61.1%	5504	62.5%	72
Students at a college/university visit or open day (12)	% top 3 (fairly, very likely, already spoken to)	53.7%	5480	58.6%	70
Friends (5)	% top 3 (fairly, very likely, already spoken to)	71.1%	5507	79.2%	72
Enterprise adviser (6)	% top 3 (fairly, very likely, already spoken to)	28.2%	5445	47.1%	70
Family (7)	% top 3 (fairly, very likely, already spoken to)	81.3%	5492	90.3%	72
Someone in your community (e.g. an activity leader, religious leader, youth worker) (8)	% top 3 (fairly, very likely, already spoken to)	25.4%	5455	36.1%	72
Local employer (9)	% top 3 (fairly, very likely, already spoken to)	29.8%	5447	41.7%	72
Apprenticeship ambassador (10)	% top 3 (fairly, very likely, already spoken to)	30.0%	5431	47.9%	71
Other	% top 3 (fairly, very likely, already spoken to)	35.0%	2377	37.0%	27

Appendix B – Findings by School

Appleton Academy - Attitudes

Appleton Academy v GHWY Network Average (Overall, Baseline & Follow-up)

Question	Metric	GHWY Total	Sample	School	Sample
Q11 How much do you agree with the following statements about higher education?	% strongly agree				
It is for people like me (1)	% strongly agree	11.4%	6308	13.3%	75
I would fit in well with others (2)	% strongly agree	12.0%	6299	17.6%	74
I have the academic ability to succeed (3)	% strongly agree	16.0%	6285	17.6%	74
I could cope with the level of study required (4)	% strongly agree	11.8%	6287	10.7%	75
Q12 How much do you agree with the following statements about higher education?	% strongly agree				
It would broaden my horizons (1)	% strongly agree	21.0%	6136	24.7%	73
It would challenge me intellectually (2)	% strongly agree	28.4%	6126	23.3%	73
It would give me valuable life skills (3)	% strongly agree	29.6%	6119	27.4%	73
It would improve my social life (4)	% strongly agree	22.2%	6128	17.8%	73
It would enable me to earn more (5)	% strongly agree	30.7%	6129	29.7%	74
It would enable me to get a better job (6)	% strongly agree	39.5%	6128	38.9%	72
Q23 How much do you agree with the following statements?	% strongly agree				
I believe I could go to university when I leave school if I wanted to (1)	% strongly agree	22.2%	5914	15.1%	73
It is better to start an apprenticeship than go to university (2)	% strongly agree	8.4%	5877	13.9%	72
It is better to get a job than go to university (3)	% strongly agree	6.5%	5882	9.7%	72
All universities are the same (4)	% strongly agree	3.2%	5875	8.5%	71
Some universities are better than others (5)	% strongly agree	20.7%	5860	30.0%	70
Employers value some universities more than others (6)	% strongly agree	14.0%	5852	11.1%	72
My family values some universities more than others (7)	% strongly agree	8.0%	5846	13.9%	72
My school or college values some universities more than others (8)	% strongly agree	7.5%	5833	12.5%	72
All universities offer the same courses (9)	% strongly agree	2.6%	5827	5.6%	72
If you do not get good grades at Post 16 you can still get into university (10)	% strongly agree	4.5%	5814	4.2%	71
My family would like me to go to university (11)	% strongly agree	22.1%	5812	25.7%	70
I feel I have enough information to decide which higher education option would suit me best (higher/degree apprenticeship or degree) (12)	% strongly agree	12.0%	5804	16.7%	72

Appendix B – Findings by School

Appleton Academy – Aspirations & Intentions

Appleton Academy v GHWY Network Average (Overall, Baseline & Follow-up)

Question	Metric	GHWY Total	Sample	School	Sample
Q4 How much do you agree with the following statements about your aspirations for the future?	% strongly agree				
I am motivated to do well in my studies (1)	% strongly agree	45.8%	6549	48.0%	75
I could get the grades I need for further study (2)	% strongly agree	25.2%	6526	31.6%	76
I could gain a place on a good course if I wanted to (3)	% strongly agree	27.1%	6522	26.7%	75
Q8 How likely are you to apply to higher education at age 18 or 19?	% top 3 (definitely apply, very likely, fairly likely)	66.9%	6135	65.3%	75
Q10 How likely are you to apply to do a higher education qualification in the future?	% top 3 (definitely apply, very likely, fairly likely)	21.0%	1986	15.4%	26
Q2a When you finish your current studies, what would you most like to do next? (Y11)	%				
Study at school or a sixth-form college (1)	%	29.3%	4475	24.6%	65
Study at a further education college (2)	%	29.7%	4475	24.6%	65
Get a full-time job (3)	%	7.1%	4475	3.1%	65
Get a part-time job (4)	%	3.4%	4475	7.7%	65
Begin an apprenticeship (5)	%	12.5%	4475	24.6%	65
Some other type of training (6)	%	0.7%	4475	0.0%	65
Other (7)	%	4.9%	4475	4.6%	65
Don't know (8)	%	12.4%	4475	10.8%	65
Q2b When you finish your current studies, what would you most like to do next? (Y13)	%				
Get a full-time job (3)	%	11.3%	2050	27.3%	11
Get a part-time job (4)	%	2.0%	2050	0.0%	11
Study at or stay in further education college (9)	%	4.4%	2050	0.0%	11
Study higher education at a further education college or other further education provider (10)	%	3.2%	2050	0.0%	11
Study at a local university or another higher education institution (11)	%	21.0%	2050	18.2%	11
Study away from home at university or another higher education institution (12)	%	31.5%	2050	27.3%	11
Get a job and study at the same time (13)	%	4.3%	2050	0.0%	11
Begin an apprenticeship (5)	%	5.3%	2050	0.0%	11
Begin a higher/degree apprenticeship (14)	%	4.8%	2050	0.0%	11
Some other type of training (6)	%	0.5%	2050	0.0%	11
Other (7)	%	2.8%	2050	0.0%	11
Don't know (8)	%	8.2%	2050	27.3%	11

Appendix B – Findings by School

Appleton Academy - Barriers

Appleton Academy v GHWY Network Average (Overall, Baseline & Follow-up)

Question	Metric	GHWY Total	Sample	School	Sample
Q9 What is the main reason you might not go on to study further? %					
My current qualifications are enough (1)	%	4.7%	1977	7.7%	26
I have decided on a specific career (that does not require further study) (2)	%	13.8%	1977	26.9%	26
I want to work and earn money (3)	%	23.9%	1977	3.8%	26
The cost is too much (4)	%	6.7%	1977	7.7%	26
It depends on the grades I get (5)	%	15.5%	1977	7.7%	26
I do not have the necessary study skills (6)	%	1.2%	1977	0.0%	26
It does not appeal to me (7)	%	7.3%	1977	11.5%	26
I want to travel (8)	%	3.0%	1977	3.8%	26
I am still undecided (9)	%	16.1%	1977	26.9%	26
There is nowhere close enough to home (10)	%	0.7%	1977	0.0%	26
Other reason	%	7.1%	1977	3.8%	26
Q25 What would put you off applying to study a higher education qualification? %					
Potential costs (1)	%	52.0%	6121	46.7%	75
I might not get the grades (2)	%	53.8%	6121	45.3%	75
I'm worried I won't fit in (3)	%	22.1%	6121	28.0%	75
I wouldn't know what course to study (4)	%	25.8%	6121	25.3%	75
I don't know anyone else who has studied a higher education qualification (5)	%	14.3%	6121	21.3%	75
I have caring responsibilities at home (6)	%	5.1%	6121	6.7%	75
I have a disability (7)	%	3.4%	6121	4.0%	75
I don't know what to do in the future (8)	%	27.6%	6121	33.3%	75
I wouldn't have the support of my family (9)	%	4.4%	6121	5.3%	75
Other	%	8.5%	6121	13.3%	75
Q52 Please indicate how much you agree with the following statements. % agree/strongly					
My parents/carers talk to me about what I could do after school/college	% agree/strongly	75.1%	5273	83.3%	72
My parents/carers think going to university is a good idea	% agree/strongly	62.8%	5258	57.7%	71
My parents/carers give me helpful advice about my future	% agree/strongly	70.8%	5219	77.5%	71
My parents/carers think I should get a job as soon as I finish school/college	% agree/strongly	32.7%	5230	46.5%	71
What my parents/carers say makes a big difference to my decisions	% agree/strongly	45.9%	5223	52.9%	70

Appendix B – Findings by School

Beckfoot Oakbank School - Knowledge

Beckfoot Oakbank School vs Go Higher West Yorkshire Network Average

Question	Metric	GHWY Total	Sample	School	Sample
Q5 How much do you know about the following aspects of applying to higher education?					
	% A lot				
The courses that are available (1)	% A lot	20.2%	6481	30.3%	109
Different routes, such as: higher/degree apprenticeships, distance learning, and higher education in a further education setting (2)	% A lot	18.4%	6498	25.0%	108
How to apply through UCAS (3)	% A lot	18.0%	6505	15.6%	109
Where to find information about applying (4)	% A lot	19.7%	6488	22.0%	109
The qualifications and grades needed to get into the course you want (5)	% A lot	32.5%	6506	44.4%	108
Q6 How much do you know about the following aspects of higher education study?					
	% A lot				
What student life would be like (1)	% A lot	22.7%	6468	28.7%	101
How it leads to careers that you may be interested in (2)	% A lot	27.3%	6451	27.7%	101
The costs of study (3)	% A lot	27.8%	6455	33.7%	101
The financial support available (4)	% A lot	16.2%	6435	13.0%	100
The options about where to live whilst studying (5)	% A lot	20.6%	6450	20.0%	100
The support available (6)	% A lot	16.1%	6443	19.8%	101
Q30 How likely are you to speak with the following people in order to help you decide what to do after you finish your current studies?					
	% top 3 (fairly, very likely, already spoken to)				
Teacher at school (1)	% top 3 (fairly, very likely, already spoken to)	58.2%	5549	74.4%	86
Careers adviser at school (2)	% top 3 (fairly, very likely, already spoken to)	52.5%	5517	57.0%	86
Careers adviser outside school (e.g. National Careers Service) (3)	% top 3 (fairly, very likely, already spoken to)	28.1%	5493	26.7%	86
Staff at a college/university visit or open day (4)	% top 3 (fairly, very likely, already spoken to)	61.1%	5504	74.1%	85
Students at a college/university visit or open day (12)	% top 3 (fairly, very likely, already spoken to)	53.7%	5480	57.0%	86
Friends (5)	% top 3 (fairly, very likely, already spoken to)	71.1%	5507	81.4%	86
Enterprise adviser (6)	% top 3 (fairly, very likely, already spoken to)	28.2%	5445	15.1%	86
Family (7)	% top 3 (fairly, very likely, already spoken to)	81.3%	5492	85.1%	87
Someone in your community (e.g. an activity leader, religious leader, youth worker) (8)	% top 3 (fairly, very likely, already spoken to)	25.4%	5455	25.6%	86
Local employer (9)	% top 3 (fairly, very likely, already spoken to)	29.8%	5447	22.4%	85
Apprenticeship ambassador (10)	% top 3 (fairly, very likely, already spoken to)	30.0%	5431	22.4%	85
Other	% top 3 (fairly, very likely, already spoken to)	35.0%	2377	33.3%	27

Appendix B – Findings by School

Beckfoot Oakbank School - Attitudes

Beckfoot Oakbank School v GHWY Network Average (Overall, Baseline & Follow-up)

Question	Metric	GHWY Total	Sample	School	Sample
Q11 How much do you agree with the following statements about higher education?	% strongly agree				
It is for people like me (1)	% strongly agree	11.4%	6308	16.2%	99
I would fit in well with others (2)	% strongly agree	12.0%	6299	22.2%	99
I have the academic ability to succeed (3)	% strongly agree	16.0%	6285	26.3%	99
I could cope with the level of study required (4)	% strongly agree	11.8%	6287	14.1%	99
Q12 How much do you agree with the following statements about higher education?	% strongly agree				
It would broaden my horizons (1)	% strongly agree	21.0%	6136	35.7%	98
It would challenge me intellectually (2)	% strongly agree	28.4%	6126	42.3%	97
It would give me valuable life skills (3)	% strongly agree	29.6%	6119	46.9%	98
It would improve my social life (4)	% strongly agree	22.2%	6128	39.8%	98
It would enable me to earn more (5)	% strongly agree	30.7%	6129	40.8%	98
It would enable me to get a better job (6)	% strongly agree	39.5%	6128	53.1%	96
Q23 How much do you agree with the following statements?	% strongly agree				
I believe I could go to university when I leave school if I wanted to (1)	% strongly agree	22.2%	5914	33.3%	93
It is better to start an apprenticeship than go to university (2)	% strongly agree	8.4%	5877	6.5%	92
It is better to get a job than go to university (3)	% strongly agree	6.5%	5882	5.4%	92
All universities are the same (4)	% strongly agree	3.2%	5875	3.2%	93
Some universities are better than others (5)	% strongly agree	20.7%	5860	30.0%	90
Employers value some universities more than others (6)	% strongly agree	14.0%	5852	20.9%	91
My family values some universities more than others (7)	% strongly agree	8.0%	5846	17.6%	91
My school or college values some universities more than others (8)	% strongly agree	7.5%	5833	9.0%	89
All universities offer the same courses (9)	% strongly agree	2.6%	5827	2.2%	91
If you do not get good grades at Post 16 you can still get into university (10)	% strongly agree	4.5%	5814	7.8%	90
My family would like me to go to university (11)	% strongly agree	22.1%	5812	30.0%	90
I feel I have enough information to decide which higher education option would suit me best (higher/degree apprenticeship or degree) (12)	% strongly agree	12.0%	5804	23.3%	90

Appendix B – Findings by School

Beckfoot Oakbank School – Aspirations & Intentions

Beckfoot Oakbank School v GHWY Network Average (Overall, Baseline & Follow-up)

Question	Metric	GHWY Total	Sample	School	Sample
Q4 How much do you agree with the following statements about your aspirations for the future?	% strongly agree				
I am motivated to do well in my studies (1)	% strongly agree	45.8%	6549	42.6%	108
I could get the grades I need for further study (2)	% strongly agree	25.2%	6526	28.4%	109
I could gain a place on a good course if I wanted to (3)	% strongly agree	27.1%	6522	33.0%	109
Q8 How likely are you to apply to higher education at age 18 or 19?	% top 3 (definitely apply, very likely, fairly likely)	66.9%	6135	84.1%	88
Q10 How likely are you to apply to do a higher education qualification in the future?	% top 3 (definitely apply, very likely, fairly likely)	21.0%	1986	25.0%	12
Q2a When you finish your current studies, what would you most like to do next? (Y11)	%				
Study at school or a sixth-form college (1)	%	29.3%	4475	56.3%	48
Study at a further education college (2)	%	29.7%	4475	14.6%	48
Get a full-time job (3)	%	7.1%	4475	4.2%	48
Get a part-time job (4)	%	3.4%	4475	2.1%	48
Begin an apprenticeship (5)	%	12.5%	4475	8.3%	48
Some other type of training (6)	%	0.7%	4475	0.0%	48
Other (7)	%	4.9%	4475	6.3%	48
Don't know (8)	%	12.4%	4475	8.3%	48
Q2b When you finish your current studies, what would you most like to do next? (Y13)	%				
Get a full-time job (3)	%	11.3%	2050	1.6%	61
Get a part-time job (4)	%	2.0%	2050	0.0%	61
Study at or stay in further education college (9)	%	4.4%	2050	0.0%	61
Study higher education at a further education college or other further education provider (10)	%	3.2%	2050	1.6%	61
Study at a local university or another higher education institution (11)	%	21.0%	2050	16.4%	61
Study away from home at university or another higher education institution (12)	%	31.5%	2050	59.0%	61
Get a job and study at the same time (13)	%	4.3%	2050	3.3%	61
Begin an apprenticeship (5)	%	5.3%	2050	6.6%	61
Begin a higher/degree apprenticeship (14)	%	4.8%	2050	6.6%	61
Some other type of training (6)	%	0.5%	2050	1.6%	61
Other (7)	%	2.8%	2050	0.0%	61
Don't know (8)	%	8.2%	2050	3.3%	61

Appendix B – Findings by School

Beckfoot Oakbank School - Barriers

Beckfoot Oakbank School v GHWY Network Average (Overall, Baseline & Follow-up)

Question	Metric	GHWY Total	Sample	School	Sample
Q9 What is the main reason you might not go on to study further?					
	%				
My current qualifications are enough (1)	%	4.7%	1977	0.0%	12
I have decided on a specific career (that does not require further study) (2)	%	13.8%	1977	16.7%	12
I want to work and earn money (3)	%	23.9%	1977	8.3%	12
The cost is too much (4)	%	6.7%	1977	8.3%	12
It depends on the grades I get (5)	%	15.5%	1977	25.0%	12
I do not have the necessary study skills (6)	%	1.2%	1977	0.0%	12
It does not appeal to me (7)	%	7.3%	1977	25.0%	12
I want to travel (8)	%	3.0%	1977	8.3%	12
I am still undecided (9)	%	16.1%	1977	0.0%	12
There is nowhere close enough to home (10)	%	0.7%	1977	0.0%	12
Other reason	%	7.1%	1977	8.3%	12
Q25 What would put you off applying to study a higher education qualification?					
	%				
Potential costs (1)	%	52.0%	6121	60.6%	94
I might not get the grades (2)	%	53.8%	6121	66.0%	94
I'm worried I won't fit in (3)	%	22.1%	6121	26.6%	94
I wouldn't know what course to study (4)	%	25.8%	6121	26.6%	94
I don't know anyone else who has studied a higher education qualification (5)	%	14.3%	6121	13.8%	94
I have caring responsibilities at home (6)	%	5.1%	6121	3.2%	94
I have a disability (7)	%	3.4%	6121	3.2%	94
I don't know what to do in the future (8)	%	27.6%	6121	24.5%	94
I wouldn't have the support of my family (9)	%	4.4%	6121	8.5%	94
Other	%	8.5%	6121	12.8%	94
Q52 Please indicate how much you agree with the following statements.					
	% agree/strongly				
My parents/carers talk to me about what I could do after school/college	% agree/strongly	75.1%	5273	72.6%	84
My parents/carers think going to university is a good idea	% agree/strongly	62.8%	5258	72.3%	83
My parents/carers give me helpful advice about my future	% agree/strongly	70.8%	5219	63.4%	82
My parents/carers think I should get a job as soon as I finish school/college	% agree/strongly	32.7%	5230	18.3%	82
What my parents/carers say makes a big difference to my decisions	% agree/strongly	45.9%	5223	36.6%	82

Appendix B – Findings by School

Bishop Young Academy - Knowledge

Bishop Young Academy vs Go Higher West Yorkshire Network Average

Question	Metric	GHWY Total	Sample	School	Sample
Q5 How much do you know about the following aspects of applying to higher education?					
	% A lot				
The courses that are available (1)	% A lot	20.2%	6481	19.4%	155
Different routes, such as: higher/degree apprenticeships, distance learning, and higher education in a further education setting (2)	% A lot	18.4%	6498	19.0%	153
How to apply through UCAS (3)	% A lot	18.0%	6505	13.7%	153
Where to find information about applying (4)	% A lot	19.7%	6488	19.2%	151
The qualifications and grades needed to get into the course you want (5)	% A lot	32.5%	6506	29.9%	154
Q6 How much do you know about the following aspects of higher education study?					
	% A lot				
What student life would be like (1)	% A lot	22.7%	6468	25.8%	155
How it leads to careers that you may be interested in (2)	% A lot	27.3%	6451	26.5%	155
The costs of study (3)	% A lot	27.8%	6455	20.1%	154
The financial support available (4)	% A lot	16.2%	6435	20.4%	152
The options about where to live whilst studying (5)	% A lot	20.6%	6450	29.2%	154
The support available (6)	% A lot	16.1%	6443	20.3%	153
Q30 How likely are you to speak with the following people in order to help you decide what to do after you finish your current studies?					
	% top 3 (fairly, very likely, already spoken to)				
Teacher at school (1)	% top 3 (fairly, very likely, already spoken to)	58.2%	5549	55.8%	147
Careers adviser at school (2)	% top 3 (fairly, very likely, already spoken to)	52.5%	5517	63.7%	146
Careers adviser outside school (e.g. National Careers Service) (3)	% top 3 (fairly, very likely, already spoken to)	28.1%	5493	28.7%	143
Staff at a college/university visit or open day (4)	% top 3 (fairly, very likely, already spoken to)	61.1%	5504	61.8%	144
Students at a college/university visit or open day (12)	% top 3 (fairly, very likely, already spoken to)	53.7%	5480	59.4%	143
Friends (5)	% top 3 (fairly, very likely, already spoken to)	71.1%	5507	68.8%	144
Enterprise adviser (6)	% top 3 (fairly, very likely, already spoken to)	28.2%	5445	27.8%	144
Family (7)	% top 3 (fairly, very likely, already spoken to)	81.3%	5492	77.2%	145
Someone in your community (e.g. an activity leader, religious leader, youth worker) (8)	% top 3 (fairly, very likely, already spoken to)	25.4%	5455	22.0%	141
Local employer (9)	% top 3 (fairly, very likely, already spoken to)	29.8%	5447	27.1%	140
Apprenticeship ambassador (10)	% top 3 (fairly, very likely, already spoken to)	30.0%	5431	28.2%	142
Other	% top 3 (fairly, very likely, already spoken to)	35.0%	2377	25.9%	58

Appendix B – Findings by School

Bishop Young Academy - Attitudes

Bishop Young Academy v GHWY Network Average (Overall, Baseline & Follow-up)

Question	Metric	GHWY Total	Sample	School	Sample
Q11 How much do you agree with the following statements about higher education?	% strongly agree				
It is for people like me (1)	% strongly agree	11.4%	6308	9.7%	154
I would fit in well with others (2)	% strongly agree	12.0%	6299	10.3%	155
I have the academic ability to succeed (3)	% strongly agree	16.0%	6285	9.1%	154
I could cope with the level of study required (4)	% strongly agree	11.8%	6287	7.8%	153
Q12 How much do you agree with the following statements about higher education?	% strongly agree				
It would broaden my horizons (1)	% strongly agree	21.0%	6136	18.4%	152
It would challenge me intellectually (2)	% strongly agree	28.4%	6126	25.0%	152
It would give me valuable life skills (3)	% strongly agree	29.6%	6119	28.5%	151
It would improve my social life (4)	% strongly agree	22.2%	6128	17.6%	153
It would enable me to earn more (5)	% strongly agree	30.7%	6129	33.3%	153
It would enable me to get a better job (6)	% strongly agree	39.5%	6128	40.5%	153
Q23 How much do you agree with the following statements?	% strongly agree				
I believe I could go to university when I leave school if I wanted to (1)	% strongly agree	22.2%	5914	28.8%	153
It is better to start an apprenticeship than go to university (2)	% strongly agree	8.4%	5877	10.7%	149
It is better to get a job than go to university (3)	% strongly agree	6.5%	5882	4.7%	149
All universities are the same (4)	% strongly agree	3.2%	5875	3.4%	149
Some universities are better than others (5)	% strongly agree	20.7%	5860	24.2%	149
Employers value some universities more than others (6)	% strongly agree	14.0%	5852	11.5%	148
My family values some universities more than others (7)	% strongly agree	8.0%	5846	7.4%	148
My school or college values some universities more than others (8)	% strongly agree	7.5%	5833	4.1%	148
All universities offer the same courses (9)	% strongly agree	2.6%	5827	2.1%	145
If you do not get good grades at Post 16 you can still get into university (10)	% strongly agree	4.5%	5814	4.1%	145
My family would like me to go to university (11)	% strongly agree	22.1%	5812	29.9%	147
I feel I have enough information to decide which higher education option would suit me best (higher/degree apprenticeship or degree) (12)	% strongly agree	12.0%	5804	10.9%	147

Appendix B – Findings by School

Bishop Young Academy – Aspirations & Intentions

Bishop Young Academy v GHWY Network Average (Overall, Baseline & Follow-up)

Question	Metric	GHWY Total	Sample	School	Sample
Q4 How much do you agree with the following statements about your aspirations for the future?	% strongly agree				
I am motivated to do well in my studies (1)	% strongly agree	45.8%	6549	40.4%	156
I could get the grades I need for further study (2)	% strongly agree	25.2%	6526	16.6%	157
I could gain a place on a good course if I wanted to (3)	% strongly agree	27.1%	6522	18.6%	156
Q8 How likely are you to apply to higher education at age 18 or 19?	% top 3 (definitely apply, very likely, fairly likely)	66.9%	6135	68.2%	157
Q10 How likely are you to apply to do a higher education qualification in the future?	% top 3 (definitely apply, very likely, fairly likely)	21.0%	1986	16.0%	50
Q2a When you finish your current studies, what would you most like to do next? (Y11)	%				
Study at school or a sixth-form college (1)	%	29.3%	4475	31.0%	155
Study at a further education college (2)	%	29.7%	4475	41.3%	155
Get a full-time job (3)	%	7.1%	4475	4.5%	155
Get a part-time job (4)	%	3.4%	4475	0.6%	155
Begin an apprenticeship (5)	%	12.5%	4475	8.4%	155
Some other type of training (6)	%	0.7%	4475	0.0%	155
Other (7)	%	4.9%	4475	5.2%	155
Don't know (8)	%	12.4%	4475	9.0%	155
Q2b When you finish your current studies, what would you most like to do next? (Y13)	%				
Get a full-time job (3)	%	11.3%	2050	0.0%	2
Get a part-time job (4)	%	2.0%	2050	0.0%	2
Study at or stay in further education college (9)	%	4.4%	2050	0.0%	2
Study higher education at a further education college or other further education provider (10)	%	3.2%	2050	0.0%	2
Study at a local university or another higher education institution (11)	%	21.0%	2050	0.0%	2
Study away from home at university or another higher education institution (12)	%	31.5%	2050	0.0%	2
Get a job and study at the same time (13)	%	4.3%	2050	0.0%	2
Begin an apprenticeship (5)	%	5.3%	2050	50.0%	2
Begin a higher/degree apprenticeship (14)	%	4.8%	2050	50.0%	2
Some other type of training (6)	%	0.5%	2050	0.0%	2
Other (7)	%	2.8%	2050	0.0%	2
Don't know (8)	%	8.2%	2050	0.0%	2

Appendix B – Findings by School

Bishop Young Academy - Barriers

Bishop Young Academy v GHWY Network Average (Overall, Baseline & Follow-up)

Question	Metric	GHWY Total	Sample	School	Sample
Q9 What is the main reason you might not go on to study further?					
	%				
My current qualifications are enough (1)	%	4.7%	1977	6.1%	49
I have decided on a specific career (that does not require further study) (2)	%	13.8%	1977	18.4%	49
I want to work and earn money (3)	%	23.9%	1977	18.4%	49
The cost is too much (4)	%	6.7%	1977	4.1%	49
It depends on the grades I get (5)	%	15.5%	1977	38.8%	49
I do not have the necessary study skills (6)	%	1.2%	1977	0.0%	49
It does not appeal to me (7)	%	7.3%	1977	2.0%	49
I want to travel (8)	%	3.0%	1977	0.0%	49
I am still undecided (9)	%	16.1%	1977	10.2%	49
There is nowhere close enough to home (10)	%	0.7%	1977	0.0%	49
Other reason	%	7.1%	1977	2.0%	49
Q25 What would put you off applying to study a higher education qualification?					
	%				
Potential costs (1)	%	52.0%	6121	42.9%	154
I might not get the grades (2)	%	53.8%	6121	61.0%	154
I'm worried I won't fit in (3)	%	22.1%	6121	25.3%	154
I wouldn't know what course to study (4)	%	25.8%	6121	29.9%	154
I don't know anyone else who has studied a higher education qualification (5)	%	14.3%	6121	18.2%	154
I have caring responsibilities at home (6)	%	5.1%	6121	5.2%	154
I have a disability (7)	%	3.4%	6121	4.5%	154
I don't know what to do in the future (8)	%	27.6%	6121	26.0%	154
I wouldn't have the support of my family (9)	%	4.4%	6121	3.9%	154
Other	%	8.5%	6121	7.1%	154
Q52 Please indicate how much you agree with the following statements.					
	% agree/strongly				
My parents/carers talk to me about what I could do after school/college	% agree/strongly	75.1%	5273	73.6%	148
My parents/carers think going to university is a good idea	% agree/strongly	62.8%	5258	62.5%	144
My parents/carers give me helpful advice about my future	% agree/strongly	70.8%	5219	69.0%	145
My parents/carers think I should get a job as soon as I finish school/college	% agree/strongly	32.7%	5230	32.2%	143
What my parents/carers say makes a big difference to my decisions	% agree/strongly	45.9%	5223	43.8%	144

Appendix B – Findings by School

Bradford Academy - Knowledge

Bradford Academy vs Go Higher West Yorkshire Network Average

Question	Metric	GHWY Total	Sample	School	Sample
Q5 How much do you know about the following aspects of applying to higher education?					
	% A lot				
The courses that are available (1)	% A lot	20.2%	6481	18.4%	250
Different routes, such as: higher/degree apprenticeships, distance learning, and higher education in a further education setting (2)	% A lot	18.4%	6498	16.1%	254
How to apply through UCAS (3)	% A lot	18.0%	6505	6.7%	253
Where to find information about applying (4)	% A lot	19.7%	6488	18.1%	254
The qualifications and grades needed to get into the course you want (5)	% A lot	32.5%	6506	30.8%	253
Q6 How much do you know about the following aspects of higher education study?					
	% A lot				
What student life would be like (1)	% A lot	22.7%	6468	23.1%	251
How it leads to careers that you may be interested in (2)	% A lot	27.3%	6451	25.4%	252
The costs of study (3)	% A lot	27.8%	6455	27.4%	252
The financial support available (4)	% A lot	16.2%	6435	12.9%	249
The options about where to live whilst studying (5)	% A lot	20.6%	6450	21.0%	252
The support available (6)	% A lot	16.1%	6443	17.0%	253
Q30 How likely are you to speak with the following people in order to help you decide what to do after you finish your current studies?					
	% top 3 (fairly, very likely, already spoken to)				
Teacher at school (1)	% top 3 (fairly, very likely, already spoken to)	58.2%	5549	70.3%	236
Careers adviser at school (2)	% top 3 (fairly, very likely, already spoken to)	52.5%	5517	53.0%	236
Careers adviser outside school (e.g. National Careers Service) (3)	% top 3 (fairly, very likely, already spoken to)	28.1%	5493	27.2%	235
Staff at a college/university visit or open day (4)	% top 3 (fairly, very likely, already spoken to)	61.1%	5504	62.7%	236
Students at a college/university visit or open day (12)	% top 3 (fairly, very likely, already spoken to)	53.7%	5480	54.9%	235
Friends (5)	% top 3 (fairly, very likely, already spoken to)	71.1%	5507	72.0%	236
Enterprise adviser (6)	% top 3 (fairly, very likely, already spoken to)	28.2%	5445	30.5%	233
Family (7)	% top 3 (fairly, very likely, already spoken to)	81.3%	5492	84.3%	236
Someone in your community (e.g. an activity leader, religious leader, youth worker) (8)	% top 3 (fairly, very likely, already spoken to)	25.4%	5455	30.8%	234
Local employer (9)	% top 3 (fairly, very likely, already spoken to)	29.8%	5447	26.0%	235
Apprenticeship ambassador (10)	% top 3 (fairly, very likely, already spoken to)	30.0%	5431	31.1%	235
Other	% top 3 (fairly, very likely, already spoken to)	35.0%	2377	44.2%	77

Appendix B – Findings by School

Bradford Academy - Attitudes

Bradford Academy v GHWY Network Average (Overall, Baseline & Follow-up)

Question	Metric	GHWY Total	Sample	School	Sample
Q11 How much do you agree with the following statements about higher education?	% strongly agree				
It is for people like me (1)	% strongly agree	11.4%	6308	15.5%	251
I would fit in well with others (2)	% strongly agree	12.0%	6299	16.3%	251
I have the academic ability to succeed (3)	% strongly agree	16.0%	6285	27.5%	251
I could cope with the level of study required (4)	% strongly agree	11.8%	6287	12.0%	250
Q12 How much do you agree with the following statements about higher education?	% strongly agree				
It would broaden my horizons (1)	% strongly agree	21.0%	6136	27.5%	244
It would challenge me intellectually (2)	% strongly agree	28.4%	6126	35.3%	241
It would give me valuable life skills (3)	% strongly agree	29.6%	6119	35.4%	240
It would improve my social life (4)	% strongly agree	22.2%	6128	24.8%	242
It would enable me to earn more (5)	% strongly agree	30.7%	6129	44.0%	243
It would enable me to get a better job (6)	% strongly agree	39.5%	6128	50.4%	242
Q23 How much do you agree with the following statements?	% strongly agree				
I believe I could go to university when I leave school if I wanted to (1)	% strongly agree	22.2%	5914	29.6%	240
It is better to start an apprenticeship than go to university (2)	% strongly agree	8.4%	5877	11.3%	240
It is better to get a job than go to university (3)	% strongly agree	6.5%	5882	7.9%	241
All universities are the same (4)	% strongly agree	3.2%	5875	3.8%	240
Some universities are better than others (5)	% strongly agree	20.7%	5860	29.0%	241
Employers value some universities more than others (6)	% strongly agree	14.0%	5852	21.8%	239
My family values some universities more than others (7)	% strongly agree	8.0%	5846	12.1%	240
My school or college values some universities more than others (8)	% strongly agree	7.5%	5833	12.6%	239
All universities offer the same courses (9)	% strongly agree	2.6%	5827	2.9%	240
If you do not get good grades at Post 16 you can still get into university (10)	% strongly agree	4.5%	5814	4.6%	237
My family would like me to go to university (11)	% strongly agree	22.1%	5812	35.7%	238
I feel I have enough information to decide which higher education option would suit me best (higher/degree apprenticeship or degree) (12)	% strongly agree	12.0%	5804	13.0%	239

Appendix B – Findings by School

Bradford Academy – Aspirations & Intentions

Bradford Academy v GHWY Network Average (Overall, Baseline & Follow-up)

Question	Metric	GHWY Total	Sample	School	Sample
Q4 How much do you agree with the following statements about your aspirations for the future?	% strongly agree				
I am motivated to do well in my studies (1)	% strongly agree	45.8%	6549	48.2%	255
I could get the grades I need for further study (2)	% strongly agree	25.2%	6526	31.1%	254
I could gain a place on a good course if I wanted to (3)	% strongly agree	27.1%	6522	31.9%	254
Q8 How likely are you to apply to higher education at age 18 or 19?	% top 3 (definitely apply, very likely, fairly likely)	66.9%	6135	69.8%	242
Q10 How likely are you to apply to do a higher education qualification in the future?	% top 3 (definitely apply, very likely, fairly likely)	21.0%	1986	23.6%	72
Q2a When you finish your current studies, what would you most like to do next? (Y11)	%				
Study at school or a sixth-form college (1)	%	29.3%	4475	40.1%	182
Study at a further education college (2)	%	29.7%	4475	25.3%	182
Get a full-time job (3)	%	7.1%	4475	4.4%	182
Get a part-time job (4)	%	3.4%	4475	4.9%	182
Begin an apprenticeship (5)	%	12.5%	4475	11.0%	182
Some other type of training (6)	%	0.7%	4475	1.1%	182
Other (7)	%	4.9%	4475	6.0%	182
Don't know (8)	%	12.4%	4475	7.1%	182
Q2b When you finish your current studies, what would you most like to do next? (Y13)	%				
Get a full-time job (3)	%	11.3%	2050	1.4%	73
Get a part-time job (4)	%	2.0%	2050	2.7%	73
Study at or stay in further education college (9)	%	4.4%	2050	2.7%	73
Study higher education at a further education college or other further education provider (10)	%	3.2%	2050	4.1%	73
Study at a local university or another higher education institution (11)	%	21.0%	2050	34.2%	73
Study away from home at university or another higher education institution (12)	%	31.5%	2050	19.2%	73
Get a job and study at the same time (13)	%	4.3%	2050	8.2%	73
Begin an apprenticeship (5)	%	5.3%	2050	8.2%	73
Begin a higher/degree apprenticeship (14)	%	4.8%	2050	13.7%	73
Some other type of training (6)	%	0.5%	2050	0.0%	73
Other (7)	%	2.8%	2050	0.0%	73
Don't know (8)	%	8.2%	2050	5.5%	73

Appendix B – Findings by School

Bradford Academy - Barriers

Bradford Academy v GHWY Network Average (Overall, Baseline & Follow-up)

Question	Metric	GHWY Total	Sample	School	Sample
Q9 What is the main reason you might not go on to study further?					
	%				
My current qualifications are enough (1)	%	4.7%	1977	2.8%	71
I have decided on a specific career (that does not require further study) (2)	%	13.8%	1977	18.3%	71
I want to work and earn money (3)	%	23.9%	1977	21.1%	71
The cost is too much (4)	%	6.7%	1977	2.8%	71
It depends on the grades I get (5)	%	15.5%	1977	21.1%	71
I do not have the necessary study skills (6)	%	1.2%	1977	1.4%	71
It does not appeal to me (7)	%	7.3%	1977	4.2%	71
I want to travel (8)	%	3.0%	1977	2.8%	71
I am still undecided (9)	%	16.1%	1977	14.1%	71
There is nowhere close enough to home (10)	%	0.7%	1977	0.0%	71
Other reason	%	7.1%	1977	11.3%	71
Q25 What would put you off applying to study a higher education qualification?					
	%				
Potential costs (1)	%	52.0%	6121	53.2%	250
I might not get the grades (2)	%	53.8%	6121	52.8%	250
I'm worried I won't fit in (3)	%	22.1%	6121	22.4%	250
I wouldn't know what course to study (4)	%	25.8%	6121	30.4%	250
I don't know anyone else who has studied a higher education qualification (5)	%	14.3%	6121	15.2%	250
I have caring responsibilities at home (6)	%	5.1%	6121	7.2%	250
I have a disability (7)	%	3.4%	6121	4.0%	250
I don't know what to do in the future (8)	%	27.6%	6121	28.8%	250
I wouldn't have the support of my family (9)	%	4.4%	6121	4.8%	250
Other	%	8.5%	6121	11.2%	250
Q52 Please indicate how much you agree with the following statements.					
	% agree/strongly				
My parents/carers talk to me about what I could do after school/college	% agree/strongly	75.1%	5273	75.3%	223
My parents/carers think going to university is a good idea	% agree/strongly	62.8%	5258	72.6%	223
My parents/carers give me helpful advice about my future	% agree/strongly	70.8%	5219	71.4%	220
My parents/carers think I should get a job as soon as I finish school/college	% agree/strongly	32.7%	5230	27.6%	221
What my parents/carers say makes a big difference to my decisions	% agree/strongly	45.9%	5223	45.5%	222

Appendix B – Findings by School

Bradford College - Knowledge

Bradford College vs Go Higher West Yorkshire Network Average

Question	Metric	GHWY Total	Sample	School	Sample
Q5 How much do you know about the following aspects of applying to higher education?					
	% A lot				
The courses that are available (1)	% A lot	20.2%	6481	33.9%	59
Different routes, such as: higher/degree apprenticeships, distance learning, and higher education in a further education setting (2)	% A lot	18.4%	6498	20.0%	60
How to apply through UCAS (3)	% A lot	18.0%	6505	23.3%	60
Where to find information about applying (4)	% A lot	19.7%	6488	28.3%	60
The qualifications and grades needed to get into the course you want (5)	% A lot	32.5%	6506	41.7%	60
Q6 How much do you know about the following aspects of higher education study?					
	% A lot				
What student life would be like (1)	% A lot	22.7%	6468	22.0%	59
How it leads to careers that you may be interested in (2)	% A lot	27.3%	6451	22.0%	59
The costs of study (3)	% A lot	27.8%	6455	28.8%	59
The financial support available (4)	% A lot	16.2%	6435	18.6%	59
The options about where to live whilst studying (5)	% A lot	20.6%	6450	22.0%	59
The support available (6)	% A lot	16.1%	6443	15.3%	59
Q30 How likely are you to speak with the following people in order to help you decide what to do after you finish your current studies?					
	% top 3 (fairly, very likely, already spoken to)				
Teacher at school (1)	% top 3 (fairly, very likely, already spoken to)	58.2%	5549	75.0%	56
Careers adviser at school (2)	% top 3 (fairly, very likely, already spoken to)	52.5%	5517	61.8%	55
Careers adviser outside school (e.g. National Careers Service) (3)	% top 3 (fairly, very likely, already spoken to)	28.1%	5493	33.3%	54
Staff at a college/university visit or open day (4)	% top 3 (fairly, very likely, already spoken to)	61.1%	5504	56.4%	55
Students at a college/university visit or open day (12)	% top 3 (fairly, very likely, already spoken to)	53.7%	5480	50.0%	54
Friends (5)	% top 3 (fairly, very likely, already spoken to)	71.1%	5507	69.1%	55
Enterprise adviser (6)	% top 3 (fairly, very likely, already spoken to)	28.2%	5445	26.4%	53
Family (7)	% top 3 (fairly, very likely, already spoken to)	81.3%	5492	63.6%	55
Someone in your community (e.g. an activity leader, religious leader, youth worker) (8)	% top 3 (fairly, very likely, already spoken to)	25.4%	5455	30.2%	53
Local employer (9)	% top 3 (fairly, very likely, already spoken to)	29.8%	5447	29.1%	55
Apprenticeship ambassador (10)	% top 3 (fairly, very likely, already spoken to)	30.0%	5431	33.3%	54
Other	% top 3 (fairly, very likely, already spoken to)	35.0%	2377	28.6%	28

Appendix B – Findings by School

Bradford College - Attitudes

Bradford College v GHWY Network Average (Overall, Baseline & Follow-up)

Question	Metric	GHWY Total	Sample	School	Sample
Q11 How much do you agree with the following statements about higher education?	% strongly agree				
It is for people like me (1)	% strongly agree	11.4%	6308	15.3%	59
I would fit in well with others (2)	% strongly agree	12.0%	6299	15.3%	59
I have the academic ability to succeed (3)	% strongly agree	16.0%	6285	27.1%	59
I could cope with the level of study required (4)	% strongly agree	11.8%	6287	20.3%	59
Q12 How much do you agree with the following statements about higher education?	% strongly agree				
It would broaden my horizons (1)	% strongly agree	21.0%	6136	17.2%	58
It would challenge me intellectually (2)	% strongly agree	28.4%	6126	24.1%	58
It would give me valuable life skills (3)	% strongly agree	29.6%	6119	27.6%	58
It would improve my social life (4)	% strongly agree	22.2%	6128	15.8%	57
It would enable me to earn more (5)	% strongly agree	30.7%	6129	31.0%	58
It would enable me to get a better job (6)	% strongly agree	39.5%	6128	43.1%	58
Q23 How much do you agree with the following statements?	% strongly agree				
I believe I could go to university when I leave school if I wanted to (1)	% strongly agree	22.2%	5914	23.6%	55
It is better to start an apprenticeship than go to university (2)	% strongly agree	8.4%	5877	9.1%	55
It is better to get a job than go to university (3)	% strongly agree	6.5%	5882	3.6%	55
All universities are the same (4)	% strongly agree	3.2%	5875	7.3%	55
Some universities are better than others (5)	% strongly agree	20.7%	5860	20.4%	54
Employers value some universities more than others (6)	% strongly agree	14.0%	5852	17.9%	56
My family values some universities more than others (7)	% strongly agree	8.0%	5846	9.1%	55
My school or college values some universities more than others (8)	% strongly agree	7.5%	5833	7.5%	53
All universities offer the same courses (9)	% strongly agree	2.6%	5827	5.6%	54
If you do not get good grades at Post 16 you can still get into university (10)	% strongly agree	4.5%	5814	8.9%	56
My family would like me to go to university (11)	% strongly agree	22.1%	5812	30.4%	56
I feel I have enough information to decide which higher education option would suit me best (higher/degree apprenticeship or degree) (12)	% strongly agree	12.0%	5804	12.7%	55

Appendix B – Findings by School

Bradford College – Aspirations & Intentions

Bradford College v GHWY Network Average (Overall, Baseline & Follow-up)

Question	Metric	GHWY Total	Sample	School	Sample
Q4 How much do you agree with the following statements about your aspirations for the future?	% strongly agree				
I am motivated to do well in my studies (1)	% strongly agree	45.8%	6549	46.7%	60
I could get the grades I need for further study (2)	% strongly agree	25.2%	6526	38.3%	60
I could gain a place on a good course if I wanted to (3)	% strongly agree	27.1%	6522	38.3%	60
Q8 How likely are you to apply to higher education at age 18 or 19?	% top 3 (definitely apply, very likely, fairly likely)	66.9%	6135	68.6%	51
Q10 How likely are you to apply to do a higher education qualification in the future?	% top 3 (definitely apply, very likely, fairly likely)	21.0%	1986	37.5%	16
Q2a When you finish your current studies, what would you most like to do next? (Y11)	%				
Study at school or a sixth-form college (1)	%	29.3%	4475	16.7%	6
Study at a further education college (2)	%	29.7%	4475	33.3%	6
Get a full-time job (3)	%	7.1%	4475	16.7%	6
Get a part-time job (4)	%	3.4%	4475	0.0%	6
Begin an apprenticeship (5)	%	12.5%	4475	0.0%	6
Some other type of training (6)	%	0.7%	4475	0.0%	6
Other (7)	%	4.9%	4475	16.7%	6
Don't know (8)	%	12.4%	4475	16.7%	6
Q2b When you finish your current studies, what would you most like to do next? (Y13)	%				
Get a full-time job (3)	%	11.3%	2050	7.4%	54
Get a part-time job (4)	%	2.0%	2050	1.9%	54
Study at or stay in further education college (9)	%	4.4%	2050	7.4%	54
Study higher education at a further education college or other further education provider (10)	%	3.2%	2050	1.9%	54
Study at a local university or another higher education institution (11)	%	21.0%	2050	33.3%	54
Study away from home at university or another higher education institution (12)	%	31.5%	2050	18.5%	54
Get a job and study at the same time (13)	%	4.3%	2050	1.9%	54
Begin an apprenticeship (5)	%	5.3%	2050	16.7%	54
Begin a higher/degree apprenticeship (14)	%	4.8%	2050	3.7%	54
Some other type of training (6)	%	0.5%	2050	0.0%	54
Other (7)	%	2.8%	2050	1.9%	54
Don't know (8)	%	8.2%	2050	5.6%	54

Appendix B – Findings by School

Bradford College - Barriers

Bradford College v GHWY Network Average (Overall, Baseline & Follow-up)

Question	Metric	GHWY Total	Sample	School	Sample
Q9 What is the main reason you might not go on to study further?					
	%				
My current qualifications are enough (1)	%	4.7%	1977	12.5%	16
I have decided on a specific career (that does not require further study) (2)	%	13.8%	1977	6.3%	16
I want to work and earn money (3)	%	23.9%	1977	18.8%	16
The cost is too much (4)	%	6.7%	1977	0.0%	16
It depends on the grades I get (5)	%	15.5%	1977	25.0%	16
I do not have the necessary study skills (6)	%	1.2%	1977	0.0%	16
It does not appeal to me (7)	%	7.3%	1977	6.3%	16
I want to travel (8)	%	3.0%	1977	6.3%	16
I am still undecided (9)	%	16.1%	1977	6.3%	16
There is nowhere close enough to home (10)	%	0.7%	1977	0.0%	16
Other reason	%	7.1%	1977	18.8%	16
Q25 What would put you off applying to study a higher education qualification?					
	%				
Potential costs (1)	%	52.0%	6121	54.4%	57
I might not get the grades (2)	%	53.8%	6121	45.6%	57
I'm worried I won't fit in (3)	%	22.1%	6121	21.1%	57
I wouldn't know what course to study (4)	%	25.8%	6121	19.3%	57
I don't know anyone else who has studied a higher education qualification (5)	%	14.3%	6121	7.0%	57
I have caring responsibilities at home (6)	%	5.1%	6121	3.5%	57
I have a disability (7)	%	3.4%	6121	5.3%	57
I don't know what to do in the future (8)	%	27.6%	6121	26.3%	57
I wouldn't have the support of my family (9)	%	4.4%	6121	3.5%	57
Other	%	8.5%	6121	10.5%	57
Q52 Please indicate how much you agree with the following statements.					
	% agree/strongly				
My parents/carers talk to me about what I could do after school/college	% agree/strongly	75.1%	5273	58.5%	53
My parents/carers think going to university is a good idea	% agree/strongly	62.8%	5258	67.9%	53
My parents/carers give me helpful advice about my future	% agree/strongly	70.8%	5219	65.4%	52
My parents/carers think I should get a job as soon as I finish school/college	% agree/strongly	32.7%	5230	32.7%	52
What my parents/carers say makes a big difference to my decisions	% agree/strongly	45.9%	5223	54.7%	53

Appendix B – Findings by School

Castleford Academy - Knowledge

Castleford Academy vs Go Higher West Yorkshire Network Average

Question	Metric	GHWY Total	Sample	School	Sample
Q5 How much do you know about the following aspects of applying to higher education?					
	% A lot				
The courses that are available (1)	% A lot	20.2%	6481	14.6%	417
Different routes, such as: higher/degree apprenticeships, distance learning, and higher education in a further education setting (2)	% A lot	18.4%	6498	12.4%	418
How to apply through UCAS (3)	% A lot	18.0%	6505	15.3%	419
Where to find information about applying (4)	% A lot	19.7%	6488	12.7%	417
The qualifications and grades needed to get into the course you want (5)	% A lot	32.5%	6506	25.1%	418
Q6 How much do you know about the following aspects of higher education study?					
	% A lot				
What student life would be like (1)	% A lot	22.7%	6468	14.8%	418
How it leads to careers that you may be interested in (2)	% A lot	27.3%	6451	20.3%	414
The costs of study (3)	% A lot	27.8%	6455	18.3%	415
The financial support available (4)	% A lot	16.2%	6435	8.9%	416
The options about where to live whilst studying (5)	% A lot	20.6%	6450	12.4%	418
The support available (6)	% A lot	16.1%	6443	10.6%	415
Q30 How likely are you to speak with the following people in order to help you decide what to do after you finish your current studies?					
	% top 3 (fairly, very likely, already spoken to)				
Teacher at school (1)	% top 3 (fairly, very likely, already spoken to)	58.2%	5549	55.0%	380
Careers adviser at school (2)	% top 3 (fairly, very likely, already spoken to)	52.5%	5517	54.6%	379
Careers adviser outside school (e.g. National Careers Service) (3)	% top 3 (fairly, very likely, already spoken to)	28.1%	5493	25.7%	378
Staff at a college/university visit or open day (4)	% top 3 (fairly, very likely, already spoken to)	61.1%	5504	62.8%	379
Students at a college/university visit or open day (12)	% top 3 (fairly, very likely, already spoken to)	53.7%	5480	52.1%	376
Friends (5)	% top 3 (fairly, very likely, already spoken to)	71.1%	5507	74.1%	379
Enterprise adviser (6)	% top 3 (fairly, very likely, already spoken to)	28.2%	5445	27.3%	373
Family (7)	% top 3 (fairly, very likely, already spoken to)	81.3%	5492	86.2%	378
Someone in your community (e.g. an activity leader, religious leader, youth worker) (8)	% top 3 (fairly, very likely, already spoken to)	25.4%	5455	20.6%	378
Local employer (9)	% top 3 (fairly, very likely, already spoken to)	29.8%	5447	27.6%	377
Apprenticeship ambassador (10)	% top 3 (fairly, very likely, already spoken to)	30.0%	5431	29.5%	376
Other	% top 3 (fairly, very likely, already spoken to)	35.0%	2377	32.3%	130

Appendix B – Findings by School

Castleford Academy - Attitudes

Castleford Academy v GHWY Network Average (Overall, Baseline & Follow-up)

Question	Metric	GHWY Total	Sample	School	Sample
Q11 How much do you agree with the following statements about higher education?	% strongly agree				
It is for people like me (1)	% strongly agree	11.4%	6308	8.3%	412
I would fit in well with others (2)	% strongly agree	12.0%	6299	10.2%	412
I have the academic ability to succeed (3)	% strongly agree	16.0%	6285	14.4%	411
I could cope with the level of study required (4)	% strongly agree	11.8%	6287	9.7%	411
Q12 How much do you agree with the following statements about higher education?	% strongly agree				
It would broaden my horizons (1)	% strongly agree	21.0%	6136	13.4%	410
It would challenge me intellectually (2)	% strongly agree	28.4%	6126	20.2%	411
It would give me valuable life skills (3)	% strongly agree	29.6%	6119	21.0%	409
It would improve my social life (4)	% strongly agree	22.2%	6128	17.8%	409
It would enable me to earn more (5)	% strongly agree	30.7%	6129	26.9%	409
It would enable me to get a better job (6)	% strongly agree	39.5%	6128	35.0%	411
Q23 How much do you agree with the following statements?	% strongly agree				
I believe I could go to university when I leave school if I wanted to (1)	% strongly agree	22.2%	5914	14.7%	408
It is better to start an apprenticeship than go to university (2)	% strongly agree	8.4%	5877	7.2%	403
It is better to get a job than go to university (3)	% strongly agree	6.5%	5882	5.2%	407
All universities are the same (4)	% strongly agree	3.2%	5875	1.5%	406
Some universities are better than others (5)	% strongly agree	20.7%	5860	19.8%	404
Employers value some universities more than others (6)	% strongly agree	14.0%	5852	12.7%	402
My family values some universities more than others (7)	% strongly agree	8.0%	5846	7.4%	403
My school or college values some universities more than others (8)	% strongly agree	7.5%	5833	4.7%	402
All universities offer the same courses (9)	% strongly agree	2.6%	5827	2.0%	401
If you do not get good grades at Post 16 you can still get into university (10)	% strongly agree	4.5%	5814	3.0%	400
My family would like me to go to university (11)	% strongly agree	22.1%	5812	18.2%	402
I feel I have enough information to decide which higher education option would suit me best (higher/degree apprenticeship or degree) (12)	% strongly agree	12.0%	5804	8.3%	400

Appendix B – Findings by School

Castleford Academy – Aspirations & Intentions

Castleford Academy v GHWY Network Average (Overall, Baseline & Follow-up)

Question	Metric	GHWY Total	Sample	School	Sample
Q4 How much do you agree with the following statements about your aspirations for the future?	% strongly agree				
I am motivated to do well in my studies (1)	% strongly agree	45.8%	6549	40.7%	420
I could get the grades I need for further study (2)	% strongly agree	25.2%	6526	23.9%	419
I could gain a place on a good course if I wanted to (3)	% strongly agree	27.1%	6522	25.6%	418
Q8 How likely are you to apply to higher education at age 18 or 19?	% top 3 (definitely apply, very likely, fairly likely)	66.9%	6135	64.1%	418
Q10 How likely are you to apply to do a higher education qualification in the future?	% top 3 (definitely apply, very likely, fairly likely)	21.0%	1986	18.1%	149
Q2a When you finish your current studies, what would you most like to do next? (Y11)	%				
Study at school or a sixth-form college (1)	%	29.3%	4475	13.4%	418
Study at a further education college (2)	%	29.7%	4475	50.2%	418
Get a full-time job (3)	%	7.1%	4475	2.6%	418
Get a part-time job (4)	%	3.4%	4475	2.4%	418
Begin an apprenticeship (5)	%	12.5%	4475	16.0%	418
Some other type of training (6)	%	0.7%	4475	0.5%	418
Other (7)	%	4.9%	4475	3.3%	418
Don't know (8)	%	12.4%	4475	11.5%	418
Q2b When you finish your current studies, what would you most like to do next? (Y13)	%				
Get a full-time job (3)	%	11.3%	2050	0.0%	1
Get a part-time job (4)	%	2.0%	2050	0.0%	1
Study at or stay in further education college (9)	%	4.4%	2050	0.0%	1
Study higher education at a further education college or other further education provider (10)	%	3.2%	2050	0.0%	1
Study at a local university or another higher education institution (11)	%	21.0%	2050	0.0%	1
Study away from home at university or another higher education institution (12)	%	31.5%	2050	100.0%	1
Get a job and study at the same time (13)	%	4.3%	2050	0.0%	1
Begin an apprenticeship (5)	%	5.3%	2050	0.0%	1
Begin a higher/degree apprenticeship (14)	%	4.8%	2050	0.0%	1
Some other type of training (6)	%	0.5%	2050	0.0%	1
Other (7)	%	2.8%	2050	0.0%	1
Don't know (8)	%	8.2%	2050	0.0%	1

Appendix B – Findings by School

Castleford Academy - Barriers

Castleford Academy v GHWY Network Average (Overall, Baseline & Follow-up)

Question	Metric	GHWY Total	Sample	School	Sample
Q9 What is the main reason you might not go on to study further? %					
My current qualifications are enough (1)	%	4.7%	1977	2.7%	149
I have decided on a specific career (that does not require further study) (2)	%	13.8%	1977	23.5%	149
I want to work and earn money (3)	%	23.9%	1977	21.5%	149
The cost is too much (4)	%	6.7%	1977	4.0%	149
It depends on the grades I get (5)	%	15.5%	1977	15.4%	149
I do not have the necessary study skills (6)	%	1.2%	1977	2.7%	149
It does not appeal to me (7)	%	7.3%	1977	6.0%	149
I want to travel (8)	%	3.0%	1977	2.7%	149
I am still undecided (9)	%	16.1%	1977	17.4%	149
There is nowhere close enough to home (10)	%	0.7%	1977	0.0%	149
Other reason	%	7.1%	1977	4.0%	149
Q25 What would put you off applying to study a higher education qualification? %					
Potential costs (1)	%	52.0%	6121	58.3%	403
I might not get the grades (2)	%	53.8%	6121	56.8%	403
I'm worried I won't fit in (3)	%	22.1%	6121	24.8%	403
I wouldn't know what course to study (4)	%	25.8%	6121	35.0%	403
I don't know anyone else who has studied a higher education qualification (5)	%	14.3%	6121	19.9%	403
I have caring responsibilities at home (6)	%	5.1%	6121	6.2%	403
I have a disability (7)	%	3.4%	6121	2.0%	403
I don't know what to do in the future (8)	%	27.6%	6121	29.3%	403
I wouldn't have the support of my family (9)	%	4.4%	6121	6.5%	403
Other	%	8.5%	6121	8.4%	403
Q52 Please indicate how much you agree with the following statements. % agree/strongly					
My parents/carers talk to me about what I could do after school/college	% agree/strongly	75.1%	5273	76.3%	367
My parents/carers think going to university is a good idea	% agree/strongly	62.8%	5258	62.8%	368
My parents/carers give me helpful advice about my future	% agree/strongly	70.8%	5219	75.1%	362
My parents/carers think I should get a job as soon as I finish school/college	% agree/strongly	32.7%	5230	37.1%	367
What my parents/carers say makes a big difference to my decisions	% agree/strongly	45.9%	5223	44.4%	367

Appendix B – Findings by School

Cathedral Academy - Knowledge

Cathedral Academy vs Go Higher West Yorkshire Network Average

Question	Metric	GHWY Total	Sample	School	Sample
Q5 How much do you know about the following aspects of applying to higher education?					
	% A lot				
The courses that are available (1)	% A lot	20.2%	6481	16.4%	146
Different routes, such as: higher/degree apprenticeships, distance learning, and higher education in a further education setting (2)	% A lot	18.4%	6498	14.4%	146
How to apply through UCAS (3)	% A lot	18.0%	6505	11.7%	145
Where to find information about applying (4)	% A lot	19.7%	6488	16.1%	143
The qualifications and grades needed to get into the course you want (5)	% A lot	32.5%	6506	25.5%	145
Q6 How much do you know about the following aspects of higher education study?					
	% A lot				
What student life would be like (1)	% A lot	22.7%	6468	19.9%	146
How it leads to careers that you may be interested in (2)	% A lot	27.3%	6451	27.6%	145
The costs of study (3)	% A lot	27.8%	6455	15.6%	147
The financial support available (4)	% A lot	16.2%	6435	13.7%	146
The options about where to live whilst studying (5)	% A lot	20.6%	6450	17.1%	146
The support available (6)	% A lot	16.1%	6443	15.2%	145
Q30 How likely are you to speak with the following people in order to help you decide what to do after you finish your current studies?					
	% top 3 (fairly, very likely, already spoken to)				
Teacher at school (1)	% top 3 (fairly, very likely, already spoken to)	58.2%	5549	58.5%	142
Careers adviser at school (2)	% top 3 (fairly, very likely, already spoken to)	52.5%	5517	51.8%	139
Careers adviser outside school (e.g. National Careers Service) (3)	% top 3 (fairly, very likely, already spoken to)	28.1%	5493	32.9%	140
Staff at a college/university visit or open day (4)	% top 3 (fairly, very likely, already spoken to)	61.1%	5504	63.8%	141
Students at a college/university visit or open day (12)	% top 3 (fairly, very likely, already spoken to)	53.7%	5480	53.6%	140
Friends (5)	% top 3 (fairly, very likely, already spoken to)	71.1%	5507	75.0%	140
Enterprise adviser (6)	% top 3 (fairly, very likely, already spoken to)	28.2%	5445	24.3%	136
Family (7)	% top 3 (fairly, very likely, already spoken to)	81.3%	5492	81.2%	138
Someone in your community (e.g. an activity leader, religious leader, youth worker) (8)	% top 3 (fairly, very likely, already spoken to)	25.4%	5455	29.5%	139
Local employer (9)	% top 3 (fairly, very likely, already spoken to)	29.8%	5447	30.7%	140
Apprenticeship ambassador (10)	% top 3 (fairly, very likely, already spoken to)	30.0%	5431	32.9%	140
Other	% top 3 (fairly, very likely, already spoken to)	35.0%	2377	35.2%	54

Appendix B – Findings by School

Cathedral Academy - Attitudes

Cathedral Academy v GHWY Network Average (Overall, Baseline & Follow-up)

Question	Metric	GHWY Total	Sample	School	Sample
Q11 How much do you agree with the following statements about higher education?	% strongly agree				
It is for people like me (1)	% strongly agree	11.4%	6308	5.5%	146
I would fit in well with others (2)	% strongly agree	12.0%	6299	9.7%	145
I have the academic ability to succeed (3)	% strongly agree	16.0%	6285	9.0%	145
I could cope with the level of study required (4)	% strongly agree	11.8%	6287	9.7%	144
Q12 How much do you agree with the following statements about higher education?	% strongly agree				
It would broaden my horizons (1)	% strongly agree	21.0%	6136	18.3%	142
It would challenge me intellectually (2)	% strongly agree	28.4%	6126	25.0%	144
It would give me valuable life skills (3)	% strongly agree	29.6%	6119	27.1%	144
It would improve my social life (4)	% strongly agree	22.2%	6128	23.4%	145
It would enable me to earn more (5)	% strongly agree	30.7%	6129	29.0%	145
It would enable me to get a better job (6)	% strongly agree	39.5%	6128	45.8%	144
Q23 How much do you agree with the following statements?	% strongly agree				
I believe I could go to university when I leave school if I wanted to (1)	% strongly agree	22.2%	5914	15.3%	144
It is better to start an apprenticeship than go to university (2)	% strongly agree	8.4%	5877	8.3%	144
It is better to get a job than go to university (3)	% strongly agree	6.5%	5882	7.0%	142
All universities are the same (4)	% strongly agree	3.2%	5875	4.2%	143
Some universities are better than others (5)	% strongly agree	20.7%	5860	17.6%	142
Employers value some universities more than others (6)	% strongly agree	14.0%	5852	11.1%	144
My family values some universities more than others (7)	% strongly agree	8.0%	5846	5.6%	143
My school or college values some universities more than others (8)	% strongly agree	7.5%	5833	4.2%	143
All universities offer the same courses (9)	% strongly agree	2.6%	5827	4.2%	142
If you do not get good grades at Post 16 you can still get into university (10)	% strongly agree	4.5%	5814	6.3%	144
My family would like me to go to university (11)	% strongly agree	22.1%	5812	20.4%	142
I feel I have enough information to decide which higher education option would suit me best (higher/degree apprenticeship or degree) (12)	% strongly agree	12.0%	5804	11.9%	143

Appendix B – Findings by School

Cathedral Academy – Aspirations & Intentions

Cathedral Academy v GHWY Network Average (Overall, Baseline & Follow-up)

Question	Metric	GHWY Total	Sample	School	Sample
Q4 How much do you agree with the following statements about your aspirations for the future?	% strongly agree				
I am motivated to do well in my studies (1)	% strongly agree	45.8%	6549	43.5%	147
I could get the grades I need for further study (2)	% strongly agree	25.2%	6526	18.4%	147
I could gain a place on a good course if I wanted to (3)	% strongly agree	27.1%	6522	24.5%	147
Q8 How likely are you to apply to higher education at age 18 or 19?	% top 3 (definitely apply, very likely, fairly likely)	66.9%	6135	62.3%	146
Q10 How likely are you to apply to do a higher education qualification in the future?	% top 3 (definitely apply, very likely, fairly likely)	21.0%	1986	30.9%	55
Q2a When you finish your current studies, what would you most like to do next? (Y11)	%				
Study at school or a sixth-form college (1)	%	29.3%	4475	15.8%	146
Study at a further education college (2)	%	29.7%	4475	39.7%	146
Get a full-time job (3)	%	7.1%	4475	6.2%	146
Get a part-time job (4)	%	3.4%	4475	8.9%	146
Begin an apprenticeship (5)	%	12.5%	4475	7.5%	146
Some other type of training (6)	%	0.7%	4475	1.4%	146
Other (7)	%	4.9%	4475	6.8%	146
Don't know (8)	%	12.4%	4475	13.7%	146
Q2b When you finish your current studies, what would you most like to do next? (Y13)	%				
Get a full-time job (3)	%	11.3%	2050	0.0%	1
Get a part-time job (4)	%	2.0%	2050	0.0%	1
Study at or stay in further education college (9)	%	4.4%	2050	100.0%	1
Study higher education at a further education college or other further education provider (10)	%	3.2%	2050	0.0%	1
Study at a local university or another higher education institution (11)	%	21.0%	2050	0.0%	1
Study away from home at university or another higher education institution (12)	%	31.5%	2050	0.0%	1
Get a job and study at the same time (13)	%	4.3%	2050	0.0%	1
Begin an apprenticeship (5)	%	5.3%	2050	0.0%	1
Begin a higher/degree apprenticeship (14)	%	4.8%	2050	0.0%	1
Some other type of training (6)	%	0.5%	2050	0.0%	1
Other (7)	%	2.8%	2050	0.0%	1
Don't know (8)	%	8.2%	2050	0.0%	1

Appendix B – Findings by School

Cathedral Academy - Barriers

Cathedral Academy v GHWY Network Average (Overall, Baseline & Follow-up)

Question	Metric	GHWY Total	Sample	School	Sample
Q9 What is the main reason you might not go on to study further?					
	%				
My current qualifications are enough (1)	%	4.7%	1977	7.3%	55
I have decided on a specific career (that does not require further study) (2)	%	13.8%	1977	9.1%	55
I want to work and earn money (3)	%	23.9%	1977	21.8%	55
The cost is too much (4)	%	6.7%	1977	5.5%	55
It depends on the grades I get (5)	%	15.5%	1977	16.4%	55
I do not have the necessary study skills (6)	%	1.2%	1977	1.8%	55
It does not appeal to me (7)	%	7.3%	1977	3.6%	55
I want to travel (8)	%	3.0%	1977	1.8%	55
I am still undecided (9)	%	16.1%	1977	27.3%	55
There is nowhere close enough to home (10)	%	0.7%	1977	0.0%	55
Other reason	%	7.1%	1977	5.5%	55
Q25 What would put you off applying to study a higher education qualification?					
	%				
Potential costs (1)	%	52.0%	6121	47.6%	145
I might not get the grades (2)	%	53.8%	6121	60.7%	145
I'm worried I won't fit in (3)	%	22.1%	6121	34.5%	145
I wouldn't know what course to study (4)	%	25.8%	6121	27.6%	145
I don't know anyone else who has studied a higher education qualification (5)	%	14.3%	6121	15.9%	145
I have caring responsibilities at home (6)	%	5.1%	6121	8.3%	145
I have a disability (7)	%	3.4%	6121	2.1%	145
I don't know what to do in the future (8)	%	27.6%	6121	29.7%	145
I wouldn't have the support of my family (9)	%	4.4%	6121	8.3%	145
Other	%	8.5%	6121	7.6%	145
Q52 Please indicate how much you agree with the following statements.					
	% agree/strongly				
My parents/carers talk to me about what I could do after school/college	% agree/strongly	75.1%	5273	74.1%	143
My parents/carers think going to university is a good idea	% agree/strongly	62.8%	5258	60.8%	143
My parents/carers give me helpful advice about my future	% agree/strongly	70.8%	5219	73.0%	141
My parents/carers think I should get a job as soon as I finish school/college	% agree/strongly	32.7%	5230	36.6%	142
What my parents/carers say makes a big difference to my decisions	% agree/strongly	45.9%	5223	46.5%	142

Appendix B – Findings by School

Elliott Hudson College - Knowledge

Elliott Hudson College vs Go Higher West Yorkshire Network Average

Question	Metric	GHWY Total	Sample	School	Sample
Q5 How much do you know about the following aspects of applying to higher education?					
	% A lot				
The courses that are available (1)	% A lot	20.2%	6481	34.8%	313
Different routes, such as: higher/degree apprenticeships, distance learning, and higher education in a further education setting (2)	% A lot	18.4%	6498	29.4%	316
How to apply through UCAS (3)	% A lot	18.0%	6505	37.8%	315
Where to find information about applying (4)	% A lot	19.7%	6488	32.8%	314
The qualifications and grades needed to get into the course you want (5)	% A lot	32.5%	6506	50.3%	316
Q6 How much do you know about the following aspects of higher education study?					
	% A lot				
What student life would be like (1)	% A lot	22.7%	6468	24.1%	311
How it leads to careers that you may be interested in (2)	% A lot	27.3%	6451	30.5%	311
The costs of study (3)	% A lot	27.8%	6455	50.6%	312
The financial support available (4)	% A lot	16.2%	6435	19.9%	312
The options about where to live whilst studying (5)	% A lot	20.6%	6450	22.2%	311
The support available (6)	% A lot	16.1%	6443	15.1%	312
Q30 How likely are you to speak with the following people in order to help you decide what to do after you finish your current studies?					
	% top 3 (fairly, very likely, already spoken to)				
Teacher at school (1)	% top 3 (fairly, very likely, already spoken to)	58.2%	5549	71.5%	284
Careers adviser at school (2)	% top 3 (fairly, very likely, already spoken to)	52.5%	5517	66.5%	281
Careers adviser outside school (e.g. National Careers Service) (3)	% top 3 (fairly, very likely, already spoken to)	28.1%	5493	19.5%	282
Staff at a college/university visit or open day (4)	% top 3 (fairly, very likely, already spoken to)	61.1%	5504	66.2%	284
Students at a college/university visit or open day (12)	% top 3 (fairly, very likely, already spoken to)	53.7%	5480	61.8%	283
Friends (5)	% top 3 (fairly, very likely, already spoken to)	71.1%	5507	77.5%	284
Enterprise adviser (6)	% top 3 (fairly, very likely, already spoken to)	28.2%	5445	19.9%	282
Family (7)	% top 3 (fairly, very likely, already spoken to)	81.3%	5492	85.2%	284
Someone in your community (e.g. an activity leader, religious leader, youth worker) (8)	% top 3 (fairly, very likely, already spoken to)	25.4%	5455	16.3%	283
Local employer (9)	% top 3 (fairly, very likely, already spoken to)	29.8%	5447	27.6%	283
Apprenticeship ambassador (10)	% top 3 (fairly, very likely, already spoken to)	30.0%	5431	22.1%	280
Other	% top 3 (fairly, very likely, already spoken to)	35.0%	2377	33.3%	111

Appendix B – Findings by School

Elliott Hudson College - Attitudes

Elliott Hudson College v GHWY Network Average (Overall, Baseline & Follow-up)

Question	Metric	GHWY Total	Sample	School	Sample
Q11 How much do you agree with the following statements about higher education?	% strongly agree				
It is for people like me (1)	% strongly agree	11.4%	6308	19.7%	309
I would fit in well with others (2)	% strongly agree	12.0%	6299	17.2%	309
I have the academic ability to succeed (3)	% strongly agree	16.0%	6285	25.6%	308
I could cope with the level of study required (4)	% strongly agree	11.8%	6287	19.4%	309
Q12 How much do you agree with the following statements about higher education?	% strongly agree				
It would broaden my horizons (1)	% strongly agree	21.0%	6136	37.8%	304
It would challenge me intellectually (2)	% strongly agree	28.4%	6126	46.5%	303
It would give me valuable life skills (3)	% strongly agree	29.6%	6119	41.6%	303
It would improve my social life (4)	% strongly agree	22.2%	6128	26.1%	303
It would enable me to earn more (5)	% strongly agree	30.7%	6129	36.2%	304
It would enable me to get a better job (6)	% strongly agree	39.5%	6128	45.9%	303
Q23 How much do you agree with the following statements?	% strongly agree				
I believe I could go to university when I leave school if I wanted to (1)	% strongly agree	22.2%	5914	34.2%	295
It is better to start an apprenticeship than go to university (2)	% strongly agree	8.4%	5877	6.1%	295
It is better to get a job than go to university (3)	% strongly agree	6.5%	5882	2.1%	292
All universities are the same (4)	% strongly agree	3.2%	5875	1.7%	296
Some universities are better than others (5)	% strongly agree	20.7%	5860	26.8%	295
Employers value some universities more than others (6)	% strongly agree	14.0%	5852	21.0%	295
My family values some universities more than others (7)	% strongly agree	8.0%	5846	9.5%	294
My school or college values some universities more than others (8)	% strongly agree	7.5%	5833	12.6%	294
All universities offer the same courses (9)	% strongly agree	2.6%	5827	0.7%	295
If you do not get good grades at Post 16 you can still get into university (10)	% strongly agree	4.5%	5814	5.4%	294
My family would like me to go to university (11)	% strongly agree	22.1%	5812	26.3%	293
I feel I have enough information to decide which higher education option would suit me best (higher/degree apprenticeship or degree) (12)	% strongly agree	12.0%	5804	19.3%	295

Appendix B – Findings by School

Elliott Hudson College– Aspirations & Intentions

Elliott Hudson College v GHWY Network Average (Overall, Baseline & Follow-up)

Question	Metric	GHWY Total	Sample	School	Sample
Q4 How much do you agree with the following statements about your aspirations for the future?	% strongly agree				
I am motivated to do well in my studies (1)	% strongly agree	45.8%	6549	54.0%	315
I could get the grades I need for further study (2)	% strongly agree	25.2%	6526	25.7%	315
I could gain a place on a good course if I wanted to (3)	% strongly agree	27.1%	6522	33.3%	315
Q8 How likely are you to apply to higher education at age 18 or 19?	% top 3 (definitely apply, very likely, fairly likely)	66.9%	6135	84.2%	247
Q10 How likely are you to apply to do a higher education qualification in the future?	% top 3 (definitely apply, very likely, fairly likely)	21.0%	1986	15.4%	39
Q2a When you finish your current studies, what would you most like to do next? (Y11)	%				
Study at school or a sixth-form college (1)	%	29.3%	4475	0.0%	4
Study at a further education college (2)	%	29.7%	4475	100.0%	4
Get a full-time job (3)	%	7.1%	4475	0.0%	4
Get a part-time job (4)	%	3.4%	4475	0.0%	4
Begin an apprenticeship (5)	%	12.5%	4475	0.0%	4
Some other type of training (6)	%	0.7%	4475	0.0%	4
Other (7)	%	4.9%	4475	0.0%	4
Don't know (8)	%	12.4%	4475	0.0%	4
Q2b When you finish your current studies, what would you most like to do next? (Y13)	%				
Get a full-time job (3)	%	11.3%	2050	3.2%	312
Get a part-time job (4)	%	2.0%	2050	0.3%	312
Study at or stay in further education college (9)	%	4.4%	2050	1.0%	312
Study higher education at a further education college or other further education provider (10)	%	3.2%	2050	1.9%	312
Study at a local university or another higher education institution (11)	%	21.0%	2050	29.8%	312
Study away from home at university or another higher education institution (12)	%	31.5%	2050	37.5%	312
Get a job and study at the same time (13)	%	4.3%	2050	1.6%	312
Begin an apprenticeship (5)	%	5.3%	2050	4.5%	312
Begin a higher/degree apprenticeship (14)	%	4.8%	2050	8.7%	312
Some other type of training (6)	%	0.5%	2050	0.3%	312
Other (7)	%	2.8%	2050	4.2%	312
Don't know (8)	%	8.2%	2050	7.1%	312

Appendix B – Findings by School

Elliott Hudson College - Barriers

Elliott Hudson College v GHWY Network Average (Overall, Baseline & Follow-up)

Question	Metric	GHWY Total	Sample	School	Sample
Q9 What is the main reason you might not go on to study further?					
	%				
My current qualifications are enough (1)	%	4.7%	1977	2.6%	38
I have decided on a specific career (that does not require further study) (2)	%	13.8%	1977	15.8%	38
I want to work and earn money (3)	%	23.9%	1977	18.4%	38
The cost is too much (4)	%	6.7%	1977	5.3%	38
It depends on the grades I get (5)	%	15.5%	1977	18.4%	38
I do not have the necessary study skills (6)	%	1.2%	1977	2.6%	38
It does not appeal to me (7)	%	7.3%	1977	15.8%	38
I want to travel (8)	%	3.0%	1977	7.9%	38
I am still undecided (9)	%	16.1%	1977	10.5%	38
There is nowhere close enough to home (10)	%	0.7%	1977	0.0%	38
Other reason	%	7.1%	1977	2.6%	38
Q25 What would put you off applying to study a higher education qualification?					
	%				
Potential costs (1)	%	52.0%	6121	56.3%	295
I might not get the grades (2)	%	53.8%	6121	66.8%	295
I'm worried I won't fit in (3)	%	22.1%	6121	17.6%	295
I wouldn't know what course to study (4)	%	25.8%	6121	22.4%	295
I don't know anyone else who has studied a higher education qualification (5)	%	14.3%	6121	9.5%	295
I have caring responsibilities at home (6)	%	5.1%	6121	2.0%	295
I have a disability (7)	%	3.4%	6121	1.7%	295
I don't know what to do in the future (8)	%	27.6%	6121	29.2%	295
I wouldn't have the support of my family (9)	%	4.4%	6121	4.7%	295
Other	%	8.5%	6121	8.8%	295
Q52 Please indicate how much you agree with the following statements.					
	% agree/strongly				
My parents/carers talk to me about what I could do after school/college	% agree/strongly	75.1%	5273	81.5%	275
My parents/carers think going to university is a good idea	% agree/strongly	62.8%	5258	75.3%	275
My parents/carers give me helpful advice about my future	% agree/strongly	70.8%	5219	69.8%	275
My parents/carers think I should get a job as soon as I finish school/college	% agree/strongly	32.7%	5230	17.9%	274
What my parents/carers say makes a big difference to my decisions	% agree/strongly	45.9%	5223	40.0%	275

Appendix B – Findings by School

The Farnley Academy - Knowledge

The Farnley Academy vs Go Higher West Yorkshire Network Average

Question	Metric	GHWY Total	Sample	School	Sample
Q5 How much do you know about the following aspects of applying to higher education?					
	% A lot				
The courses that are available (1)	% A lot	20.2%	6481	25.9%	139
Different routes, such as: higher/degree apprenticeships, distance learning, and higher education in a further education setting (2)	% A lot	18.4%	6498	17.7%	141
How to apply through UCAS (3)	% A lot	18.0%	6505	27.0%	141
Where to find information about applying (4)	% A lot	19.7%	6488	21.6%	139
The qualifications and grades needed to get into the course you want (5)	% A lot	32.5%	6506	32.1%	140
Q6 How much do you know about the following aspects of higher education study?					
	% A lot				
What student life would be like (1)	% A lot	22.7%	6468	19.0%	137
How it leads to careers that you may be interested in (2)	% A lot	27.3%	6451	29.2%	137
The costs of study (3)	% A lot	27.8%	6455	24.8%	137
The financial support available (4)	% A lot	16.2%	6435	17.6%	136
The options about where to live whilst studying (5)	% A lot	20.6%	6450	23.5%	136
The support available (6)	% A lot	16.1%	6443	12.5%	136
Q30 How likely are you to speak with the following people in order to help you decide what to do after you finish your current studies?					
	% top 3 (fairly, very likely, already spoken to)				
Teacher at school (1)	% top 3 (fairly, very likely, already spoken to)	58.2%	5549	68.7%	115
Careers adviser at school (2)	% top 3 (fairly, very likely, already spoken to)	52.5%	5517	68.7%	115
Careers adviser outside school (e.g. National Careers Service) (3)	% top 3 (fairly, very likely, already spoken to)	28.1%	5493	25.2%	115
Staff at a college/university visit or open day (4)	% top 3 (fairly, very likely, already spoken to)	61.1%	5504	63.5%	115
Students at a college/university visit or open day (12)	% top 3 (fairly, very likely, already spoken to)	53.7%	5480	50.9%	114
Friends (5)	% top 3 (fairly, very likely, already spoken to)	71.1%	5507	72.2%	115
Enterprise adviser (6)	% top 3 (fairly, very likely, already spoken to)	28.2%	5445	19.3%	114
Family (7)	% top 3 (fairly, very likely, already spoken to)	81.3%	5492	85.1%	114
Someone in your community (e.g. an activity leader, religious leader, youth worker) (8)	% top 3 (fairly, very likely, already spoken to)	25.4%	5455	24.6%	114
Local employer (9)	% top 3 (fairly, very likely, already spoken to)	29.8%	5447	21.7%	115
Apprenticeship ambassador (10)	% top 3 (fairly, very likely, already spoken to)	30.0%	5431	24.6%	114
Other	% top 3 (fairly, very likely, already spoken to)	35.0%	2377	33.3%	36

Appendix B – Findings by School

The Farnley Academy - Attitudes

The Farnley Academy v GHWY Network Average (Overall, Baseline & Follow-up)

Question	Metric	GHWY Total	Sample	School	Sample
Q11 How much do you agree with the following statements about higher education?	% strongly agree				
It is for people like me (1)	% strongly agree	11.4%	6308	15.6%	135
I would fit in well with others (2)	% strongly agree	12.0%	6299	12.7%	134
I have the academic ability to succeed (3)	% strongly agree	16.0%	6285	24.1%	133
I could cope with the level of study required (4)	% strongly agree	11.8%	6287	14.4%	132
Q12 How much do you agree with the following statements about higher education?	% strongly agree				
It would broaden my horizons (1)	% strongly agree	21.0%	6136	22.8%	127
It would challenge me intellectually (2)	% strongly agree	28.4%	6126	33.9%	127
It would give me valuable life skills (3)	% strongly agree	29.6%	6119	28.8%	125
It would improve my social life (4)	% strongly agree	22.2%	6128	21.3%	127
It would enable me to earn more (5)	% strongly agree	30.7%	6129	37.8%	127
It would enable me to get a better job (6)	% strongly agree	39.5%	6128	46.8%	126
Q23 How much do you agree with the following statements?	% strongly agree				
I believe I could go to university when I leave school if I wanted to (1)	% strongly agree	22.2%	5914	22.5%	120
It is better to start an apprenticeship than go to university (2)	% strongly agree	8.4%	5877	8.4%	119
It is better to get a job than go to university (3)	% strongly agree	6.5%	5882	11.0%	118
All universities are the same (4)	% strongly agree	3.2%	5875	3.4%	118
Some universities are better than others (5)	% strongly agree	20.7%	5860	28.6%	119
Employers value some universities more than others (6)	% strongly agree	14.0%	5852	17.1%	117
My family values some universities more than others (7)	% strongly agree	8.0%	5846	13.4%	119
My school or college values some universities more than others (8)	% strongly agree	7.5%	5833	19.3%	119
All universities offer the same courses (9)	% strongly agree	2.6%	5827	3.4%	117
If you do not get good grades at Post 16 you can still get into university (10)	% strongly agree	4.5%	5814	4.2%	119
My family would like me to go to university (11)	% strongly agree	22.1%	5812	31.9%	119
I feel I have enough information to decide which higher education option would suit me best (higher/degree apprenticeship or degree) (12)	% strongly agree	12.0%	5804	15.3%	118

Appendix B – Findings by School

The Farnley Academy – Aspirations & Intentions

The Farnley Academy v GHWY Network Average (Overall, Baseline & Follow-up)

Question	Metric	GHWY Total	Sample	School	Sample
Q4 How much do you agree with the following statements about your aspirations for the future?	% strongly agree				
I am motivated to do well in my studies (1)	% strongly agree	45.8%	6549	45.8%	142
I could get the grades I need for further study (2)	% strongly agree	25.2%	6526	27.5%	142
I could gain a place on a good course if I wanted to (3)	% strongly agree	27.1%	6522	34.5%	142
Q8 How likely are you to apply to higher education at age 18 or 19?	% top 3 (definitely apply, very likely, fairly likely)	66.9%	6135	73.7%	137
Q10 How likely are you to apply to do a higher education qualification in the future?	% top 3 (definitely apply, very likely, fairly likely)	21.0%	1986	19.4%	36
Q2a When you finish your current studies, what would you most like to do next? (Y11)	%				
Study at school or a sixth-form college (1)	%	29.3%	4475	39.3%	140
Study at a further education college (2)	%	29.7%	4475	38.6%	140
Get a full-time job (3)	%	7.1%	4475	2.9%	140
Get a part-time job (4)	%	3.4%	4475	0.0%	140
Begin an apprenticeship (5)	%	12.5%	4475	6.4%	140
Some other type of training (6)	%	0.7%	4475	0.0%	140
Other (7)	%	4.9%	4475	4.3%	140
Don't know (8)	%	12.4%	4475	8.6%	140
Q2b When you finish your current studies, what would you most like to do next? (Y13)	%				
Get a full-time job (3)	%	11.3%	2050	50.0%	2
Get a part-time job (4)	%	2.0%	2050	0.0%	2
Study at or stay in further education college (9)	%	4.4%	2050	0.0%	2
Study higher education at a further education college or other further education provider (10)	%	3.2%	2050	0.0%	2
Study at a local university or another higher education institution (11)	%	21.0%	2050	0.0%	2
Study away from home at university or another higher education institution (12)	%	31.5%	2050	0.0%	2
Get a job and study at the same time (13)	%	4.3%	2050	0.0%	2
Begin an apprenticeship (5)	%	5.3%	2050	0.0%	2
Begin a higher/degree apprenticeship (14)	%	4.8%	2050	0.0%	2
Some other type of training (6)	%	0.5%	2050	50.0%	2
Other (7)	%	2.8%	2050	0.0%	2
Don't know (8)	%	8.2%	2050	0.0%	2



School data > average

School data < average

Appendix B – Findings by School

The Farnley Academy - Barriers

The Farnley Academy v GHWY Network Average (Overall, Baseline & Follow-up)

Question	Metric	GHWY Total	Sample	School	Sample
Q9 What is the main reason you might not go on to study further? %					
My current qualifications are enough (1)	%	4.7%	1977	8.3%	36
I have decided on a specific career (that does not require further study) (2)	%	13.8%	1977	8.3%	36
I want to work and earn money (3)	%	23.9%	1977	22.2%	36
The cost is too much (4)	%	6.7%	1977	2.8%	36
It depends on the grades I get (5)	%	15.5%	1977	8.3%	36
I do not have the necessary study skills (6)	%	1.2%	1977	2.8%	36
It does not appeal to me (7)	%	7.3%	1977	13.9%	36
I want to travel (8)	%	3.0%	1977	0.0%	36
I am still undecided (9)	%	16.1%	1977	27.8%	36
There is nowhere close enough to home (10)	%	0.7%	1977	0.0%	36
Other reason	%	7.1%	1977	5.6%	36
Q25 What would put you off applying to study a higher education qualification? %					
Potential costs (1)	%	52.0%	6121	56.7%	120
I might not get the grades (2)	%	53.8%	6121	59.2%	120
I'm worried I won't fit in (3)	%	22.1%	6121	35.0%	120
I wouldn't know what course to study (4)	%	25.8%	6121	35.0%	120
I don't know anyone else who has studied a higher education qualification (5)	%	14.3%	6121	15.0%	120
I have caring responsibilities at home (6)	%	5.1%	6121	5.8%	120
I have a disability (7)	%	3.4%	6121	3.3%	120
I don't know what to do in the future (8)	%	27.6%	6121	29.2%	120
I wouldn't have the support of my family (9)	%	4.4%	6121	5.0%	120
Other	%	8.5%	6121	11.7%	120
Q52 Please indicate how much you agree with the following statements. % agree/strongly					
My parents/carers talk to me about what I could do after school/college	% agree/strongly	75.1%	5273	80.4%	107
My parents/carers think going to university is a good idea	% agree/strongly	62.8%	5258	74.8%	107
My parents/carers give me helpful advice about my future	% agree/strongly	70.8%	5219	73.6%	106
My parents/carers think I should get a job as soon as I finish school/college	% agree/strongly	32.7%	5230	23.6%	106
What my parents/carers say makes a big difference to my decisions	% agree/strongly	45.9%	5223	50.0%	106

Appendix B – Findings by School

The Featherstone Academy - Knowledge

The Featherstone Academy vs Go Higher West Yorkshire Network Average

Question	Metric	GHWY Total	Sample	School	Sample
Q5 How much do you know about the following aspects of applying to higher education?					
	% A lot				
The courses that are available (1)	% A lot	20.2%	6481	16.9%	225
Different routes, such as: higher/degree apprenticeships, distance learning, and higher education in a further education setting (2)	% A lot	18.4%	6498	9.9%	222
How to apply through UCAS (3)	% A lot	18.0%	6505	7.6%	224
Where to find information about applying (4)	% A lot	19.7%	6488	16.1%	223
The qualifications and grades needed to get into the course you want (5)	% A lot	32.5%	6506	28.0%	225
Q6 How much do you know about the following aspects of higher education study?					
	% A lot				
What student life would be like (1)	% A lot	22.7%	6468	20.4%	225
How it leads to careers that you may be interested in (2)	% A lot	27.3%	6451	27.7%	224
The costs of study (3)	% A lot	27.8%	6455	14.3%	224
The financial support available (4)	% A lot	16.2%	6435	9.3%	225
The options about where to live whilst studying (5)	% A lot	20.6%	6450	13.8%	225
The support available (6)	% A lot	16.1%	6443	15.6%	224
Q30 How likely are you to speak with the following people in order to help you decide what to do after you finish your current studies?					
	% top 3 (fairly, very likely, already spoken to)				
Teacher at school (1)	% top 3 (fairly, very likely, already spoken to)	58.2%	5549	64.2%	193
Careers adviser at school (2)	% top 3 (fairly, very likely, already spoken to)	52.5%	5517	53.9%	191
Careers adviser outside school (e.g. National Careers Service) (3)	% top 3 (fairly, very likely, already spoken to)	28.1%	5493	41.9%	191
Staff at a college/university visit or open day (4)	% top 3 (fairly, very likely, already spoken to)	61.1%	5504	69.6%	191
Students at a college/university visit or open day (12)	% top 3 (fairly, very likely, already spoken to)	53.7%	5480	57.4%	190
Friends (5)	% top 3 (fairly, very likely, already spoken to)	71.1%	5507	74.9%	191
Enterprise adviser (6)	% top 3 (fairly, very likely, already spoken to)	28.2%	5445	41.8%	189
Family (7)	% top 3 (fairly, very likely, already spoken to)	81.3%	5492	85.3%	190
Someone in your community (e.g. an activity leader, religious leader, youth worker) (8)	% top 3 (fairly, very likely, already spoken to)	25.4%	5455	33.7%	190
Local employer (9)	% top 3 (fairly, very likely, already spoken to)	29.8%	5447	37.7%	191
Apprenticeship ambassador (10)	% top 3 (fairly, very likely, already spoken to)	30.0%	5431	46.8%	190
Other	% top 3 (fairly, very likely, already spoken to)	35.0%	2377	34.2%	76

Appendix B – Findings by School

The Featherstone Academy - Attitudes

The Featherstone Academy v GHWY Network Average (Overall, Baseline & Follow-up)

Question	Metric	GHWY Total	Sample	School	Sample
Q11 How much do you agree with the following statements about higher education?	% strongly agree				
It is for people like me (1)	% strongly agree	11.4%	6308	8.6%	220
I would fit in well with others (2)	% strongly agree	12.0%	6299	7.8%	219
I have the academic ability to succeed (3)	% strongly agree	16.0%	6285	13.2%	219
I could cope with the level of study required (4)	% strongly agree	11.8%	6287	7.3%	218
Q12 How much do you agree with the following statements about higher education?	% strongly agree				
It would broaden my horizons (1)	% strongly agree	21.0%	6136	20.7%	213
It would challenge me intellectually (2)	% strongly agree	28.4%	6126	24.4%	213
It would give me valuable life skills (3)	% strongly agree	29.6%	6119	30.8%	211
It would improve my social life (4)	% strongly agree	22.2%	6128	18.2%	214
It would enable me to earn more (5)	% strongly agree	30.7%	6129	32.4%	213
It would enable me to get a better job (6)	% strongly agree	39.5%	6128	42.1%	214
Q23 How much do you agree with the following statements?	% strongly agree				
I believe I could go to university when I leave school if I wanted to (1)	% strongly agree	22.2%	5914	16.3%	208
It is better to start an apprenticeship than go to university (2)	% strongly agree	8.4%	5877	12.7%	204
It is better to get a job than go to university (3)	% strongly agree	6.5%	5882	7.8%	206
All universities are the same (4)	% strongly agree	3.2%	5875	1.0%	207
Some universities are better than others (5)	% strongly agree	20.7%	5860	19.9%	206
Employers value some universities more than others (6)	% strongly agree	14.0%	5852	11.3%	204
My family values some universities more than others (7)	% strongly agree	8.0%	5846	7.8%	204
My school or college values some universities more than others (8)	% strongly agree	7.5%	5833	4.9%	205
All universities offer the same courses (9)	% strongly agree	2.6%	5827	3.9%	205
If you do not get good grades at Post 16 you can still get into university (10)	% strongly agree	4.5%	5814	5.9%	205
My family would like me to go to university (11)	% strongly agree	22.1%	5812	24.2%	207
I feel I have enough information to decide which higher education option would suit me best (higher/degree apprenticeship or degree) (12)	% strongly agree	12.0%	5804	10.3%	203

Appendix B – Findings by School

The Featherstone Academy – Aspirations & Intentions

The Featherstone Academy v GHWY Network Average (Overall, Baseline & Follow-up)

Question	Metric	GHWY Total	Sample	School	Sample
Q4 How much do you agree with the following statements about your aspirations for the future?	% strongly agree				
I am motivated to do well in my studies (1)	% strongly agree	45.8%	6549	39.4%	226
I could get the grades I need for further study (2)	% strongly agree	25.2%	6526	21.2%	226
I could gain a place on a good course if I wanted to (3)	% strongly agree	27.1%	6522	24.0%	225
Q8 How likely are you to apply to higher education at age 18 or 19?	% top 3 (definitely apply, very likely, fairly likely)	66.9%	6135	64.3%	224
Q10 How likely are you to apply to do a higher education qualification in the future?	% top 3 (definitely apply, very likely, fairly likely)	21.0%	1986	31.6%	76
Q2a When you finish your current studies, what would you most like to do next? (Y11)	%				
Study at school or a sixth-form college (1)	%	29.3%	4475	21.3%	225
Study at a further education college (2)	%	29.7%	4475	34.7%	225
Get a full-time job (3)	%	7.1%	4475	5.8%	225
Get a part-time job (4)	%	3.4%	4475	3.1%	225
Begin an apprenticeship (5)	%	12.5%	4475	20.0%	225
Some other type of training (6)	%	0.7%	4475	0.4%	225
Other (7)	%	4.9%	4475	2.7%	225
Don't know (8)	%	12.4%	4475	12.0%	225
Q2b When you finish your current studies, what would you most like to do next? (Y13)	%				
Get a full-time job (3)	%	11.3%	2050	NA	NA
Get a part-time job (4)	%	2.0%	2050	NA	NA
Study at or stay in further education college (9)	%	4.4%	2050	NA	NA
Study higher education at a further education college or other further education provider (10)	%	3.2%	2050	NA	NA
Study at a local university or another higher education institution (11)	%	21.0%	2050	NA	NA
Study away from home at university or another higher education institution (12)	%	31.5%	2050	NA	NA
Get a job and study at the same time (13)	%	4.3%	2050	NA	NA
Begin an apprenticeship (5)	%	5.3%	2050	NA	NA
Begin a higher/degree apprenticeship (14)	%	4.8%	2050	NA	NA
Some other type of training (6)	%	0.5%	2050	NA	NA
Other (7)	%	2.8%	2050	NA	NA
Don't know (8)	%	8.2%	2050	NA	NA

Appendix B – Findings by School

The Featherstone Academy - Barriers

The Featherstone Academy v GHWY Network Average (Overall, Baseline & Follow-up)

Question	Metric	GHWY Total	Sample	School	Sample
Q9 What is the main reason you might not go on to study further? %					
My current qualifications are enough (1)	%	4.7%	1977	2.6%	77
I have decided on a specific career (that does not require further study) (2)	%	13.8%	1977	16.9%	77
I want to work and earn money (3)	%	23.9%	1977	22.1%	77
The cost is too much (4)	%	6.7%	1977	9.1%	77
It depends on the grades I get (5)	%	15.5%	1977	24.7%	77
I do not have the necessary study skills (6)	%	1.2%	1977	1.3%	77
It does not appeal to me (7)	%	7.3%	1977	3.9%	77
I want to travel (8)	%	3.0%	1977	5.2%	77
I am still undecided (9)	%	16.1%	1977	7.8%	77
There is nowhere close enough to home (10)	%	0.7%	1977	1.3%	77
Other reason	%	7.1%	1977	5.2%	77
Q25 What would put you off applying to study a higher education qualification? %					
Potential costs (1)	%	52.0%	6121	41.6%	214
I might not get the grades (2)	%	53.8%	6121	50.5%	214
I'm worried I won't fit in (3)	%	22.1%	6121	23.4%	214
I wouldn't know what course to study (4)	%	25.8%	6121	23.4%	214
I don't know anyone else who has studied a higher education qualification (5)	%	14.3%	6121	12.6%	214
I have caring responsibilities at home (6)	%	5.1%	6121	7.9%	214
I have a disability (7)	%	3.4%	6121	3.7%	214
I don't know what to do in the future (8)	%	27.6%	6121	24.3%	214
I wouldn't have the support of my family (9)	%	4.4%	6121	4.2%	214
Other	%	8.5%	6121	8.9%	214
Q52 Please indicate how much you agree with the following statements. % agree/strongly					
My parents/carers talk to me about what I could do after school/college	% agree/strongly	75.1%	5273	74.2%	178
My parents/carers think going to university is a good idea	% agree/strongly	62.8%	5258	57.4%	176
My parents/carers give me helpful advice about my future	% agree/strongly	70.8%	5219	74.9%	175
My parents/carers think I should get a job as soon as I finish school/college	% agree/strongly	32.7%	5230	40.0%	175
What my parents/carers say makes a big difference to my decisions	% agree/strongly	45.9%	5223	51.7%	176

Appendix B – Findings by School

Hemsworth Academy - Knowledge

Hemsworth Academy vs Go Higher West Yorkshire Network Average

Question	Metric	GHWY Total	Sample	School	Sample
Q5 How much do you know about the following aspects of applying to higher education?					
	% A lot				
The courses that are available (1)	% A lot	20.2%	6481	25.7%	74
Different routes, such as: higher/degree apprenticeships, distance learning, and higher education in a further education setting (2)	% A lot	18.4%	6498	21.6%	74
How to apply through UCAS (3)	% A lot	18.0%	6505	35.1%	74
Where to find information about applying (4)	% A lot	19.7%	6488	29.7%	74
The qualifications and grades needed to get into the course you want (5)	% A lot	32.5%	6506	45.9%	74
Q6 How much do you know about the following aspects of higher education study?					
	% A lot				
What student life would be like (1)	% A lot	22.7%	6468	26.0%	73
How it leads to careers that you may be interested in (2)	% A lot	27.3%	6451	34.2%	73
The costs of study (3)	% A lot	27.8%	6455	54.2%	72
The financial support available (4)	% A lot	16.2%	6435	21.9%	73
The options about where to live whilst studying (5)	% A lot	20.6%	6450	31.5%	73
The support available (6)	% A lot	16.1%	6443	11.1%	72
Q30 How likely are you to speak with the following people in order to help you decide what to do after you finish your current studies?					
	% top 3 (fairly, very likely, already spoken to)				
Teacher at school (1)	% top 3 (fairly, very likely, already spoken to)	58.2%	5549	65.6%	64
Careers adviser at school (2)	% top 3 (fairly, very likely, already spoken to)	52.5%	5517	30.8%	65
Careers adviser outside school (e.g. National Careers Service) (3)	% top 3 (fairly, very likely, already spoken to)	28.1%	5493	17.2%	64
Staff at a college/university visit or open day (4)	% top 3 (fairly, very likely, already spoken to)	61.1%	5504	50.8%	63
Students at a college/university visit or open day (12)	% top 3 (fairly, very likely, already spoken to)	53.7%	5480	45.2%	62
Friends (5)	% top 3 (fairly, very likely, already spoken to)	71.1%	5507	67.2%	64
Enterprise adviser (6)	% top 3 (fairly, very likely, already spoken to)	28.2%	5445	18.8%	64
Family (7)	% top 3 (fairly, very likely, already spoken to)	81.3%	5492	77.8%	63
Someone in your community (e.g. an activity leader, religious leader, youth worker) (8)	% top 3 (fairly, very likely, already spoken to)	25.4%	5455	11.1%	63
Local employer (9)	% top 3 (fairly, very likely, already spoken to)	29.8%	5447	28.6%	63
Apprenticeship ambassador (10)	% top 3 (fairly, very likely, already spoken to)	30.0%	5431	20.6%	63
Other	% top 3 (fairly, very likely, already spoken to)	35.0%	2377	21.7%	23

Appendix B – Findings by School

Hemsworth Academy - Attitudes

Hemsworth Academy v GHWY Network Average (Overall, Baseline & Follow-up)

Question	Metric	GHWY Total	Sample	School	Sample
Q11 How much do you agree with the following statements about higher education?	% strongly agree				
It is for people like me (1)	% strongly agree	11.4%	6308	10.8%	74
I would fit in well with others (2)	% strongly agree	12.0%	6299	9.6%	73
I have the academic ability to succeed (3)	% strongly agree	16.0%	6285	8.1%	74
I could cope with the level of study required (4)	% strongly agree	11.8%	6287	5.4%	74
Q12 How much do you agree with the following statements about higher education?	% strongly agree				
It would broaden my horizons (1)	% strongly agree	21.0%	6136	19.4%	72
It would challenge me intellectually (2)	% strongly agree	28.4%	6126	29.6%	71
It would give me valuable life skills (3)	% strongly agree	29.6%	6119	34.7%	72
It would improve my social life (4)	% strongly agree	22.2%	6128	26.8%	71
It would enable me to earn more (5)	% strongly agree	30.7%	6129	19.2%	73
It would enable me to get a better job (6)	% strongly agree	39.5%	6128	25.0%	72
Q23 How much do you agree with the following statements?	% strongly agree				
I believe I could go to university when I leave school if I wanted to (1)	% strongly agree	22.2%	5914	21.4%	70
It is better to start an apprenticeship than go to university (2)	% strongly agree	8.4%	5877	10.0%	70
It is better to get a job than go to university (3)	% strongly agree	6.5%	5882	5.7%	70
All universities are the same (4)	% strongly agree	3.2%	5875	2.9%	70
Some universities are better than others (5)	% strongly agree	20.7%	5860	20.0%	70
Employers value some universities more than others (6)	% strongly agree	14.0%	5852	21.4%	70
My family values some universities more than others (7)	% strongly agree	8.0%	5846	12.9%	70
My school or college values some universities more than others (8)	% strongly agree	7.5%	5833	14.3%	70
All universities offer the same courses (9)	% strongly agree	2.6%	5827	2.9%	69
If you do not get good grades at Post 16 you can still get into university (10)	% strongly agree	4.5%	5814	4.3%	70
My family would like me to go to university (11)	% strongly agree	22.1%	5812	24.3%	70
I feel I have enough information to decide which higher education option would suit me best (higher/degree apprenticeship or degree) (12)	% strongly agree	12.0%	5804	20.3%	69

Appendix B – Findings by School

Hemsworth Academy – Aspirations & Intentions

Hemsworth Academy v GHWY Network Average (Overall, Baseline & Follow-up)

Question	Metric	GHWY Total	Sample	School	Sample
Q4 How much do you agree with the following statements about your aspirations for the future?	% strongly agree				
I am motivated to do well in my studies (1)	% strongly agree	45.8%	6549	45.9%	74
I could get the grades I need for further study (2)	% strongly agree	25.2%	6526	27.0%	74
I could gain a place on a good course if I wanted to (3)	% strongly agree	27.1%	6522	29.7%	74
Q8 How likely are you to apply to higher education at age 18 or 19?	% top 3 (definitely apply, very likely, fairly likely)	66.9%	6135	48.3%	60
Q10 How likely are you to apply to do a higher education qualification in the future?	% top 3 (definitely apply, very likely, fairly likely)	21.0%	1986	6.5%	31
Q2a When you finish your current studies, what would you most like to do next? (Y11)	%				
Study at school or a sixth-form college (1)	%	29.3%	4475	0.0%	1
Study at a further education college (2)	%	29.7%	4475	0.0%	1
Get a full-time job (3)	%	7.1%	4475	0.0%	1
Get a part-time job (4)	%	3.4%	4475	0.0%	1
Begin an apprenticeship (5)	%	12.5%	4475	0.0%	1
Some other type of training (6)	%	0.7%	4475	0.0%	1
Other (7)	%	4.9%	4475	100.0%	1
Don't know (8)	%	12.4%	4475	0.0%	1
Q2b When you finish your current studies, what would you most like to do next? (Y13)	%				
Get a full-time job (3)	%	11.3%	2050	24.7%	73
Get a part-time job (4)	%	2.0%	2050	2.7%	73
Study at or stay in further education college (9)	%	4.4%	2050	2.7%	73
Study higher education at a further education college or other further education provider (10)	%	3.2%	2050	4.1%	73
Study at a local university or another higher education institution (11)	%	21.0%	2050	17.8%	73
Study away from home at university or another higher education institution (12)	%	31.5%	2050	20.5%	73
Get a job and study at the same time (13)	%	4.3%	2050	6.8%	73
Begin an apprenticeship (5)	%	5.3%	2050	8.2%	73
Begin a higher/degree apprenticeship (14)	%	4.8%	2050	2.7%	73
Some other type of training (6)	%	0.5%	2050	0.0%	73
Other (7)	%	2.8%	2050	0.0%	73
Don't know (8)	%	8.2%	2050	9.6%	73

Appendix B – Findings by School

Hemsworth Academy - Barriers

Hemsworth Academy v GHWY Network Average (Overall, Baseline & Follow-up)

Question	Metric	GHWY Total	Sample	School	Sample
Q9 What is the main reason you might not go on to study further?					
	%				
My current qualifications are enough (1)	%	4.7%	1977	0.0%	31
I have decided on a specific career (that does not require further study) (2)	%	13.8%	1977	12.9%	31
I want to work and earn money (3)	%	23.9%	1977	35.5%	31
The cost is too much (4)	%	6.7%	1977	6.5%	31
It depends on the grades I get (5)	%	15.5%	1977	6.5%	31
I do not have the necessary study skills (6)	%	1.2%	1977	3.2%	31
It does not appeal to me (7)	%	7.3%	1977	22.6%	31
I want to travel (8)	%	3.0%	1977	0.0%	31
I am still undecided (9)	%	16.1%	1977	9.7%	31
There is nowhere close enough to home (10)	%	0.7%	1977	0.0%	31
Other reason	%	7.1%	1977	3.2%	31
Q25 What would put you off applying to study a higher education qualification?					
	%				
Potential costs (1)	%	52.0%	6121	54.9%	71
I might not get the grades (2)	%	53.8%	6121	62.0%	71
I'm worried I won't fit in (3)	%	22.1%	6121	29.6%	71
I wouldn't know what course to study (4)	%	25.8%	6121	25.4%	71
I don't know anyone else who has studied a higher education qualification (5)	%	14.3%	6121	9.9%	71
I have caring responsibilities at home (6)	%	5.1%	6121	8.5%	71
I have a disability (7)	%	3.4%	6121	4.2%	71
I don't know what to do in the future (8)	%	27.6%	6121	43.7%	71
I wouldn't have the support of my family (9)	%	4.4%	6121	2.8%	71
Other	%	8.5%	6121	8.5%	71
Q52 Please indicate how much you agree with the following statements.					
	% agree/strongly				
My parents/carers talk to me about what I could do after school/college	% agree/strongly	75.1%	5273	77.4%	62
My parents/carers think going to university is a good idea	% agree/strongly	62.8%	5258	53.2%	62
My parents/carers give me helpful advice about my future	% agree/strongly	70.8%	5219	60.7%	61
My parents/carers think I should get a job as soon as I finish school/college	% agree/strongly	32.7%	5230	30.6%	62
What my parents/carers say makes a big difference to my decisions	% agree/strongly	45.9%	5223	35.5%	62

Appendix B – Findings by School

Immanuel College - Knowledge

Immanuel College vs Go Higher West Yorkshire Network Average

Question	Metric	GHWY Total	Sample	School	Sample
Q5 How much do you know about the following aspects of applying to higher education?					
	% A lot				
The courses that are available (1)	% A lot	20.2%	6481	15.0%	860
Different routes, such as: higher/degree apprenticeships, distance learning, and higher education in a further education setting (2)	% A lot	18.4%	6498	19.7%	862
How to apply through UCAS (3)	% A lot	18.0%	6505	7.9%	858
Where to find information about applying (4)	% A lot	19.7%	6488	13.7%	864
The qualifications and grades needed to get into the course you want (5)	% A lot	32.5%	6506	24.4%	862
Q6 How much do you know about the following aspects of higher education study?					
	% A lot				
What student life would be like (1)	% A lot	22.7%	6468	22.6%	855
How it leads to careers that you may be interested in (2)	% A lot	27.3%	6451	26.5%	853
The costs of study (3)	% A lot	27.8%	6455	32.7%	856
The financial support available (4)	% A lot	16.2%	6435	19.6%	847
The options about where to live whilst studying (5)	% A lot	20.6%	6450	25.7%	848
The support available (6)	% A lot	16.1%	6443	18.3%	849
Q30 How likely are you to speak with the following people in order to help you decide what to do after you finish your current studies?					
	% top 3 (fairly, very likely, already spoken to)				
Teacher at school (1)	% top 3 (fairly, very likely, already spoken to)	58.2%	5549	48.0%	734
Careers adviser at school (2)	% top 3 (fairly, very likely, already spoken to)	52.5%	5517	41.7%	729
Careers adviser outside school (e.g. National Careers Service) (3)	% top 3 (fairly, very likely, already spoken to)	28.1%	5493	27.9%	721
Staff at a college/university visit or open day (4)	% top 3 (fairly, very likely, already spoken to)	61.1%	5504	52.1%	726
Students at a college/university visit or open day (12)	% top 3 (fairly, very likely, already spoken to)	53.7%	5480	49.9%	722
Friends (5)	% top 3 (fairly, very likely, already spoken to)	71.1%	5507	67.0%	724
Enterprise adviser (6)	% top 3 (fairly, very likely, already spoken to)	28.2%	5445	30.9%	721
Family (7)	% top 3 (fairly, very likely, already spoken to)	81.3%	5492	76.1%	723
Someone in your community (e.g. an activity leader, religious leader, youth worker) (8)	% top 3 (fairly, very likely, already spoken to)	25.4%	5455	27.1%	720
Local employer (9)	% top 3 (fairly, very likely, already spoken to)	29.8%	5447	29.8%	718
Apprenticeship ambassador (10)	% top 3 (fairly, very likely, already spoken to)	30.0%	5431	28.8%	716
Other	% top 3 (fairly, very likely, already spoken to)	35.0%	2377	32.6%	350

Appendix B – Findings by School

Immanuel College - Attitudes

Immanuel College v GHWY Network Average (Overall, Baseline & Follow-up)

Question	Metric	GHWY Total	Sample	School	Sample
Q11 How much do you agree with the following statements about higher education?	% strongly agree				
It is for people like me (1)	% strongly agree	11.4%	6308	11.1%	828
I would fit in well with others (2)	% strongly agree	12.0%	6299	9.3%	826
I have the academic ability to succeed (3)	% strongly agree	16.0%	6285	15.1%	822
I could cope with the level of study required (4)	% strongly agree	11.8%	6287	12.7%	819
Q12 How much do you agree with the following statements about higher education?	% strongly agree				
It would broaden my horizons (1)	% strongly agree	21.0%	6136	19.1%	808
It would challenge me intellectually (2)	% strongly agree	28.4%	6126	27.7%	806
It would give me valuable life skills (3)	% strongly agree	29.6%	6119	30.7%	801
It would improve my social life (4)	% strongly agree	22.2%	6128	21.3%	807
It would enable me to earn more (5)	% strongly agree	30.7%	6129	30.7%	804
It would enable me to get a better job (6)	% strongly agree	39.5%	6128	38.8%	806
Q23 How much do you agree with the following statements?	% strongly agree				
I believe I could go to university when I leave school if I wanted to (1)	% strongly agree	22.2%	5914	22.8%	780
It is better to start an apprenticeship than go to university (2)	% strongly agree	8.4%	5877	6.3%	774
It is better to get a job than go to university (3)	% strongly agree	6.5%	5882	6.5%	775
All universities are the same (4)	% strongly agree	3.2%	5875	3.4%	774
Some universities are better than others (5)	% strongly agree	20.7%	5860	21.4%	772
Employers value some universities more than others (6)	% strongly agree	14.0%	5852	14.3%	775
My family values some universities more than others (7)	% strongly agree	8.0%	5846	7.8%	770
My school or college values some universities more than others (8)	% strongly agree	7.5%	5833	7.1%	773
All universities offer the same courses (9)	% strongly agree	2.6%	5827	3.1%	767
If you do not get good grades at Post 16 you can still get into university (10)	% strongly agree	4.5%	5814	3.7%	766
My family would like me to go to university (11)	% strongly agree	22.1%	5812	19.3%	765
I feel I have enough information to decide which higher education option would suit me best (higher/degree apprenticeship or degree) (12)	% strongly agree	12.0%	5804	11.1%	764

Appendix B – Findings by School

Immanuel College – Aspirations & Intentions

Immanuel College v GHWY Network Average (Overall, Baseline & Follow-up)

Question	Metric	GHWY Total	Sample	School	Sample
Q4 How much do you agree with the following statements about your aspirations for the future?	% strongly agree				
I am motivated to do well in my studies (1)	% strongly agree	45.8%	6549	45.9%	873
I could get the grades I need for further study (2)	% strongly agree	25.2%	6526	27.6%	869
I could gain a place on a good course if I wanted to (3)	% strongly agree	27.1%	6522	25.3%	865
Q8 How likely are you to apply to higher education at age 18 or 19?	% top 3 (definitely apply, very likely, fairly likely)	66.9%	6135	67.1%	832
Q10 How likely are you to apply to do a higher education qualification in the future?	% top 3 (definitely apply, very likely, fairly likely)	21.0%	1986	22.2%	266
Q2a When you finish your current studies, what would you most like to do next? (Y11)	%				
Study at school or a sixth-form college (1)	%	29.3%	4475	39.5%	655
Study at a further education college (2)	%	29.7%	4475	20.0%	655
Get a full-time job (3)	%	7.1%	4475	3.4%	655
Get a part-time job (4)	%	3.4%	4475	3.5%	655
Begin an apprenticeship (5)	%	12.5%	4475	10.2%	655
Some other type of training (6)	%	0.7%	4475	0.8%	655
Other (7)	%	4.9%	4475	8.2%	655
Don't know (8)	%	12.4%	4475	14.4%	655
Q2b When you finish your current studies, what would you most like to do next? (Y13)	%				
Get a full-time job (3)	%	11.3%	2050	8.1%	210
Get a part-time job (4)	%	2.0%	2050	4.3%	210
Study at or stay in further education college (9)	%	4.4%	2050	5.2%	210
Study higher education at a further education college or other further education provider (10)	%	3.2%	2050	1.9%	210
Study at a local university or another higher education institution (11)	%	21.0%	2050	18.1%	210
Study away from home at university or another higher education institution (12)	%	31.5%	2050	31.0%	210
Get a job and study at the same time (13)	%	4.3%	2050	6.7%	210
Begin an apprenticeship (5)	%	5.3%	2050	5.7%	210
Begin a higher/degree apprenticeship (14)	%	4.8%	2050	3.8%	210
Some other type of training (6)	%	0.5%	2050	0.0%	210
Other (7)	%	2.8%	2050	3.3%	210
Don't know (8)	%	8.2%	2050	11.0%	210

Appendix B – Findings by School

Immanuel College - Barriers

Immanuel College v GHWY Network Average (Overall, Baseline & Follow-up)

Question	Metric	GHWY Total	Sample	School	Sample
Q9 What is the main reason you might not go on to study further? %					
My current qualifications are enough (1)	%	4.7%	1977	2.3%	264
I have decided on a specific career (that does not require further study) (2)	%	13.8%	1977	11.4%	264
I want to work and earn money (3)	%	23.9%	1977	22.7%	264
The cost is too much (4)	%	6.7%	1977	7.6%	264
It depends on the grades I get (5)	%	15.5%	1977	14.8%	264
I do not have the necessary study skills (6)	%	1.2%	1977	0.4%	264
It does not appeal to me (7)	%	7.3%	1977	8.0%	264
I want to travel (8)	%	3.0%	1977	5.7%	264
I am still undecided (9)	%	16.1%	1977	10.6%	264
There is nowhere close enough to home (10)	%	0.7%	1977	0.8%	264
Other reason	%	7.1%	1977	15.9%	264
Q25 What would put you off applying to study a higher education qualification? %					
Potential costs (1)	%	52.0%	6121	50.2%	837
I might not get the grades (2)	%	53.8%	6121	48.9%	837
I'm worried I won't fit in (3)	%	22.1%	6121	21.3%	837
I wouldn't know what course to study (4)	%	25.8%	6121	30.9%	837
I don't know anyone else who has studied a higher education qualification (5)	%	14.3%	6121	15.7%	837
I have caring responsibilities at home (6)	%	5.1%	6121	5.1%	837
I have a disability (7)	%	3.4%	6121	4.9%	837
I don't know what to do in the future (8)	%	27.6%	6121	29.3%	837
I wouldn't have the support of my family (9)	%	4.4%	6121	3.6%	837
Other	%	8.5%	6121	11.5%	837
Q52 Please indicate how much you agree with the following statements. % agree/strongly					
My parents/carers talk to me about what I could do after school/college	% agree/strongly	75.1%	5273	73.9%	696
My parents/carers think going to university is a good idea	% agree/strongly	62.8%	5258	60.9%	693
My parents/carers give me helpful advice about my future	% agree/strongly	70.8%	5219	70.9%	688
My parents/carers think I should get a job as soon as I finish school/college	% agree/strongly	32.7%	5230	31.2%	690
What my parents/carers say makes a big difference to my decisions	% agree/strongly	45.9%	5223	48.3%	683

Appendix B – Findings by School

Leeds City College - Knowledge

Leeds City College vs Go Higher West Yorkshire Network Average

Question	Metric	GHWY Total	Sample	School	Sample
Q5 How much do you know about the following aspects of applying to higher education?					
	% A lot				
The courses that are available (1)	% A lot	20.2%	6481	26.3%	194
Different routes, such as: higher/degree apprenticeships, distance learning, and higher education in a further education setting (2)	% A lot	18.4%	6498	22.6%	195
How to apply through UCAS (3)	% A lot	18.0%	6505	24.1%	195
Where to find information about applying (4)	% A lot	19.7%	6488	24.7%	194
The qualifications and grades needed to get into the course you want (5)	% A lot	32.5%	6506	39.5%	195
Q6 How much do you know about the following aspects of higher education study?					
	% A lot				
What student life would be like (1)	% A lot	22.7%	6468	28.3%	187
How it leads to careers that you may be interested in (2)	% A lot	27.3%	6451	29.5%	190
The costs of study (3)	% A lot	27.8%	6455	38.0%	187
The financial support available (4)	% A lot	16.2%	6435	19.5%	190
The options about where to live whilst studying (5)	% A lot	20.6%	6450	23.2%	190
The support available (6)	% A lot	16.1%	6443	17.4%	190
Q30 How likely are you to speak with the following people in order to help you decide what to do after you finish your current studies?					
	% top 3 (fairly, very likely, already spoken to)				
Teacher at school (1)	% top 3 (fairly, very likely, already spoken to)	58.2%	5549	65.2%	155
Careers adviser at school (2)	% top 3 (fairly, very likely, already spoken to)	52.5%	5517	61.3%	155
Careers adviser outside school (e.g. National Careers Service) (3)	% top 3 (fairly, very likely, already spoken to)	28.1%	5493	37.0%	154
Staff at a college/university visit or open day (4)	% top 3 (fairly, very likely, already spoken to)	61.1%	5504	64.9%	154
Students at a college/university visit or open day (12)	% top 3 (fairly, very likely, already spoken to)	53.7%	5480	56.5%	154
Friends (5)	% top 3 (fairly, very likely, already spoken to)	71.1%	5507	74.0%	154
Enterprise adviser (6)	% top 3 (fairly, very likely, already spoken to)	28.2%	5445	39.0%	154
Family (7)	% top 3 (fairly, very likely, already spoken to)	81.3%	5492	79.2%	154
Someone in your community (e.g. an activity leader, religious leader, youth worker) (8)	% top 3 (fairly, very likely, already spoken to)	25.4%	5455	33.8%	154
Local employer (9)	% top 3 (fairly, very likely, already spoken to)	29.8%	5447	31.8%	154
Apprenticeship ambassador (10)	% top 3 (fairly, very likely, already spoken to)	30.0%	5431	27.3%	154
Other	% top 3 (fairly, very likely, already spoken to)	35.0%	2377	42.0%	69

Appendix B – Findings by School

Leeds City College - Attitudes

Leeds City College v GHWY Network Average (Overall, Baseline & Follow-up)

Question	Metric	GHWY Total	Sample	School	Sample
Q11 How much do you agree with the following statements about higher education?	% strongly agree				
It is for people like me (1)	% strongly agree	11.4%	6308	16.8%	185
I would fit in well with others (2)	% strongly agree	12.0%	6299	16.3%	184
I have the academic ability to succeed (3)	% strongly agree	16.0%	6285	19.2%	182
I could cope with the level of study required (4)	% strongly agree	11.8%	6287	16.8%	185
Q12 How much do you agree with the following statements about higher education?	% strongly agree				
It would broaden my horizons (1)	% strongly agree	21.0%	6136	22.8%	180
It would challenge me intellectually (2)	% strongly agree	28.4%	6126	31.1%	180
It would give me valuable life skills (3)	% strongly agree	29.6%	6119	30.2%	182
It would improve my social life (4)	% strongly agree	22.2%	6128	28.3%	180
It would enable me to earn more (5)	% strongly agree	30.7%	6129	29.8%	181
It would enable me to get a better job (6)	% strongly agree	39.5%	6128	39.2%	181
Q23 How much do you agree with the following statements?	% strongly agree				
I believe I could go to university when I leave school if I wanted to (1)	% strongly agree	22.2%	5914	22.6%	168
It is better to start an apprenticeship than go to university (2)	% strongly agree	8.4%	5877	4.2%	168
It is better to get a job than go to university (3)	% strongly agree	6.5%	5882	7.2%	167
All universities are the same (4)	% strongly agree	3.2%	5875	4.2%	168
Some universities are better than others (5)	% strongly agree	20.7%	5860	18.6%	167
Employers value some universities more than others (6)	% strongly agree	14.0%	5852	19.8%	167
My family values some universities more than others (7)	% strongly agree	8.0%	5846	10.2%	167
My school or college values some universities more than others (8)	% strongly agree	7.5%	5833	4.8%	166
All universities offer the same courses (9)	% strongly agree	2.6%	5827	4.8%	166
If you do not get good grades at Post 16 you can still get into university (10)	% strongly agree	4.5%	5814	8.4%	166
My family would like me to go to university (11)	% strongly agree	22.1%	5812	24.1%	166
I feel I have enough information to decide which higher education option would suit me best (higher/degree apprenticeship or degree) (12)	% strongly agree	12.0%	5804	16.9%	166

Appendix B – Findings by School

Leeds City College – Aspirations & Intentions

Leeds City College v GHWY Network Average (Overall, Baseline & Follow-up)

Question	Metric	GHWY Total	Sample	School	Sample
Q4 How much do you agree with the following statements about your aspirations for the future?	% strongly agree				
I am motivated to do well in my studies (1)	% strongly agree	45.8%	6549	53.6%	196
I could get the grades I need for further study (2)	% strongly agree	25.2%	6526	37.9%	195
I could gain a place on a good course if I wanted to (3)	% strongly agree	27.1%	6522	41.3%	196
Q8 How likely are you to apply to higher education at age 18 or 19?	% top 3 (definitely apply, very likely, fairly likely)	66.9%	6135	65.9%	185
Q10 How likely are you to apply to do a higher education qualification in the future?	% top 3 (definitely apply, very likely, fairly likely)	21.0%	1986	29.5%	61
Q2a When you finish your current studies, what would you most like to do next? (Y11)	%				
Study at school or a sixth-form college (1)	%	29.3%	4475	20.0%	45
Study at a further education college (2)	%	29.7%	4475	53.3%	45
Get a full-time job (3)	%	7.1%	4475	6.7%	45
Get a part-time job (4)	%	3.4%	4475	0.0%	45
Begin an apprenticeship (5)	%	12.5%	4475	6.7%	45
Some other type of training (6)	%	0.7%	4475	2.2%	45
Other (7)	%	4.9%	4475	2.2%	45
Don't know (8)	%	12.4%	4475	8.9%	45
Q2b When you finish your current studies, what would you most like to do next? (Y13)	%				
Get a full-time job (3)	%	11.3%	2050	15.2%	151
Get a part-time job (4)	%	2.0%	2050	2.0%	151
Study at or stay in further education college (9)	%	4.4%	2050	6.6%	151
Study higher education at a further education college or other further education provider (10)	%	3.2%	2050	4.6%	151
Study at a local university or another higher education institution (11)	%	21.0%	2050	25.8%	151
Study away from home at university or another higher education institution (12)	%	31.5%	2050	25.8%	151
Get a job and study at the same time (13)	%	4.3%	2050	7.3%	151
Begin an apprenticeship (5)	%	5.3%	2050	4.6%	151
Begin a higher/degree apprenticeship (14)	%	4.8%	2050	1.3%	151
Some other type of training (6)	%	0.5%	2050	0.0%	151
Other (7)	%	2.8%	2050	1.3%	151
Don't know (8)	%	8.2%	2050	5.3%	151

Appendix B – Findings by School

Leeds City College - Barriers

Leeds City College v GHWY Network Average (Overall, Baseline & Follow-up)

Question	Metric	GHWY Total	Sample	School	Sample
Q9 What is the main reason you might not go on to study further?					
	%				
My current qualifications are enough (1)	%	4.7%	1977	11.5%	61
I have decided on a specific career (that does not require further study) (2)	%	13.8%	1977	11.5%	61
I want to work and earn money (3)	%	23.9%	1977	24.6%	61
The cost is too much (4)	%	6.7%	1977	9.8%	61
It depends on the grades I get (5)	%	15.5%	1977	14.8%	61
I do not have the necessary study skills (6)	%	1.2%	1977	1.6%	61
It does not appeal to me (7)	%	7.3%	1977	8.2%	61
I want to travel (8)	%	3.0%	1977	1.6%	61
I am still undecided (9)	%	16.1%	1977	11.5%	61
There is nowhere close enough to home (10)	%	0.7%	1977	1.6%	61
Other reason	%	7.1%	1977	3.3%	61
Q25 What would put you off applying to study a higher education qualification?					
	%				
Potential costs (1)	%	52.0%	6121	60.1%	168
I might not get the grades (2)	%	53.8%	6121	52.4%	168
I'm worried I won't fit in (3)	%	22.1%	6121	15.5%	168
I wouldn't know what course to study (4)	%	25.8%	6121	18.5%	168
I don't know anyone else who has studied a higher education qualification (5)	%	14.3%	6121	9.5%	168
I have caring responsibilities at home (6)	%	5.1%	6121	4.8%	168
I have a disability (7)	%	3.4%	6121	1.8%	168
I don't know what to do in the future (8)	%	27.6%	6121	18.5%	168
I wouldn't have the support of my family (9)	%	4.4%	6121	2.4%	168
Other	%	8.5%	6121	5.4%	168
Q52 Please indicate how much you agree with the following statements.					
	% agree/strongly				
My parents/carers talk to me about what I could do after school/college	% agree/strongly	75.1%	5273	76.7%	150
My parents/carers think going to university is a good idea	% agree/strongly	62.8%	5258	65.3%	150
My parents/carers give me helpful advice about my future	% agree/strongly	70.8%	5219	66.7%	147
My parents/carers think I should get a job as soon as I finish school/college	% agree/strongly	32.7%	5230	38.9%	149
What my parents/carers say makes a big difference to my decisions	% agree/strongly	45.9%	5223	43.0%	149

Appendix B – Findings by School

Leeds College of Building - Knowledge

Leeds College of Building vs Go Higher West Yorkshire Network Average

Question	Metric	GHWY Total	Sample	School	Sample
Q5 How much do you know about the following aspects of applying to higher education?					
	% A lot				
The courses that are available (1)	% A lot	20.2%	6481	18.6%	86
Different routes, such as: higher/degree apprenticeships, distance learning, and higher education in a further education setting (2)	% A lot	18.4%	6498	26.1%	88
How to apply through UCAS (3)	% A lot	18.0%	6505	23.9%	88
Where to find information about applying (4)	% A lot	19.7%	6488	23.9%	88
The qualifications and grades needed to get into the course you want (5)	% A lot	32.5%	6506	38.6%	88
Q6 How much do you know about the following aspects of higher education study?					
	% A lot				
What student life would be like (1)	% A lot	22.7%	6468	27.3%	88
How it leads to careers that you may be interested in (2)	% A lot	27.3%	6451	32.2%	87
The costs of study (3)	% A lot	27.8%	6455	34.1%	88
The financial support available (4)	% A lot	16.2%	6435	17.4%	86
The options about where to live whilst studying (5)	% A lot	20.6%	6450	15.9%	88
The support available (6)	% A lot	16.1%	6443	19.8%	86
Q30 How likely are you to speak with the following people in order to help you decide what to do after you finish your current studies?					
	% top 3 (fairly, very likely, already spoken to)				
Teacher at school (1)	% top 3 (fairly, very likely, already spoken to)	58.2%	5549	36.9%	84
Careers adviser at school (2)	% top 3 (fairly, very likely, already spoken to)	52.5%	5517	34.5%	84
Careers adviser outside school (e.g. National Careers Service) (3)	% top 3 (fairly, very likely, already spoken to)	28.1%	5493	21.4%	84
Staff at a college/university visit or open day (4)	% top 3 (fairly, very likely, already spoken to)	61.1%	5504	40.5%	84
Students at a college/university visit or open day (12)	% top 3 (fairly, very likely, already spoken to)	53.7%	5480	37.8%	82
Friends (5)	% top 3 (fairly, very likely, already spoken to)	71.1%	5507	58.5%	82
Enterprise adviser (6)	% top 3 (fairly, very likely, already spoken to)	28.2%	5445	29.6%	81
Family (7)	% top 3 (fairly, very likely, already spoken to)	81.3%	5492	64.6%	82
Someone in your community (e.g. an activity leader, religious leader, youth worker) (8)	% top 3 (fairly, very likely, already spoken to)	25.4%	5455	22.2%	81
Local employer (9)	% top 3 (fairly, very likely, already spoken to)	29.8%	5447	40.7%	81
Apprenticeship ambassador (10)	% top 3 (fairly, very likely, already spoken to)	30.0%	5431	39.0%	82
Other	% top 3 (fairly, very likely, already spoken to)	35.0%	2377	29.2%	48

Appendix B – Findings by School

Leeds College of Building - Attitudes

Leeds College of Building v GHWY Network Average (Overall, Baseline & Follow-up)

Question	Metric	GHWY Total	Sample	School	Sample
Q11 How much do you agree with the following statements about higher education?	% strongly agree				
It is for people like me (1)	% strongly agree	11.4%	6308	4.7%	85
I would fit in well with others (2)	% strongly agree	12.0%	6299	4.6%	87
I have the academic ability to succeed (3)	% strongly agree	16.0%	6285	10.3%	87
I could cope with the level of study required (4)	% strongly agree	11.8%	6287	10.6%	85
Q12 How much do you agree with the following statements about higher education?	% strongly agree				
It would broaden my horizons (1)	% strongly agree	21.0%	6136	12.8%	86
It would challenge me intellectually (2)	% strongly agree	28.4%	6126	13.8%	87
It would give me valuable life skills (3)	% strongly agree	29.6%	6119	16.1%	87
It would improve my social life (4)	% strongly agree	22.2%	6128	10.5%	86
It would enable me to earn more (5)	% strongly agree	30.7%	6129	21.8%	87
It would enable me to get a better job (6)	% strongly agree	39.5%	6128	19.8%	86
Q23 How much do you agree with the following statements?	% strongly agree				
I believe I could go to university when I leave school if I wanted to (1)	% strongly agree	22.2%	5914	1.2%	84
It is better to start an apprenticeship than go to university (2)	% strongly agree	8.4%	5877	29.8%	84
It is better to get a job than go to university (3)	% strongly agree	6.5%	5882	17.6%	85
All universities are the same (4)	% strongly agree	3.2%	5875	3.5%	85
Some universities are better than others (5)	% strongly agree	20.7%	5860	11.9%	84
Employers value some universities more than others (6)	% strongly agree	14.0%	5852	10.6%	85
My family values some universities more than others (7)	% strongly agree	8.0%	5846	3.6%	84
My school or college values some universities more than others (8)	% strongly agree	7.5%	5833	1.2%	83
All universities offer the same courses (9)	% strongly agree	2.6%	5827	2.4%	84
If you do not get good grades at Post 16 you can still get into university (10)	% strongly agree	4.5%	5814	2.4%	83
My family would like me to go to university (11)	% strongly agree	22.1%	5812	7.1%	84
I feel I have enough information to decide which higher education option would suit me best (higher/degree apprenticeship or degree) (12)	% strongly agree	12.0%	5804	4.8%	83

Appendix B – Findings by School

Leeds College of Building – Aspirations & Intentions

Leeds College of Building v GHWY Network Average (Overall, Baseline & Follow-up)

Question	Metric	GHWY Total	Sample	School	Sample
Q4 How much do you agree with the following statements about your aspirations for the future?	% strongly agree				
I am motivated to do well in my studies (1)	% strongly agree	45.8%	6549	47.1%	87
I could get the grades I need for further study (2)	% strongly agree	25.2%	6526	39.1%	87
I could gain a place on a good course if I wanted to (3)	% strongly agree	27.1%	6522	32.9%	85
Q8 How likely are you to apply to higher education at age 18 or 19?	% top 3 (definitely apply, very likely, fairly likely)	66.9%	6135	42.9%	84
Q10 How likely are you to apply to do a higher education qualification in the future?	% top 3 (definitely apply, very likely, fairly likely)	21.0%	1986	8.3%	48
Q2a When you finish your current studies, what would you most like to do next? (Y11)	%				
Study at school or a sixth-form college (1)	%	29.3%	4475	0.0%	61
Study at a further education college (2)	%	29.7%	4475	6.6%	61
Get a full-time job (3)	%	7.1%	4475	45.9%	61
Get a part-time job (4)	%	3.4%	4475	1.6%	61
Begin an apprenticeship (5)	%	12.5%	4475	21.3%	61
Some other type of training (6)	%	0.7%	4475	8.2%	61
Other (7)	%	4.9%	4475	11.5%	61
Don't know (8)	%	12.4%	4475	4.9%	61
Q2b When you finish your current studies, what would you most like to do next? (Y13)	%				
Get a full-time job (3)	%	11.3%	2050	23.1%	26
Get a part-time job (4)	%	2.0%	2050	0.0%	26
Study at or stay in further education college (9)	%	4.4%	2050	3.8%	26
Study higher education at a further education college or other further education provider (10)	%	3.2%	2050	0.0%	26
Study at a local university or another higher education institution (11)	%	21.0%	2050	11.5%	26
Study away from home at university or another higher education institution (12)	%	31.5%	2050	3.8%	26
Get a job and study at the same time (13)	%	4.3%	2050	0.0%	26
Begin an apprenticeship (5)	%	5.3%	2050	15.4%	26
Begin a higher/degree apprenticeship (14)	%	4.8%	2050	30.8%	26
Some other type of training (6)	%	0.5%	2050	0.0%	26
Other (7)	%	2.8%	2050	3.8%	26
Don't know (8)	%	8.2%	2050	7.7%	26

Appendix B – Findings by School

Leeds College of Building - Barriers

Leeds College of Building v GHWY Network Average (Overall, Baseline & Follow-up)

Question	Metric	GHWY Total	Sample	School	Sample
Q9 What is the main reason you might not go on to study further?					
	%				
My current qualifications are enough (1)	%	4.7%	1977	12.8%	47
I have decided on a specific career (that does not require further study) (2)	%	13.8%	1977	21.3%	47
I want to work and earn money (3)	%	23.9%	1977	29.8%	47
The cost is too much (4)	%	6.7%	1977	6.4%	47
It depends on the grades I get (5)	%	15.5%	1977	4.3%	47
I do not have the necessary study skills (6)	%	1.2%	1977	0.0%	47
It does not appeal to me (7)	%	7.3%	1977	8.5%	47
I want to travel (8)	%	3.0%	1977	2.1%	47
I am still undecided (9)	%	16.1%	1977	10.6%	47
There is nowhere close enough to home (10)	%	0.7%	1977	0.0%	47
Other reason	%	7.1%	1977	4.3%	47
Q25 What would put you off applying to study a higher education qualification?					
	%				
Potential costs (1)	%	52.0%	6121	48.3%	87
I might not get the grades (2)	%	53.8%	6121	39.1%	87
I'm worried I won't fit in (3)	%	22.1%	6121	6.9%	87
I wouldn't know what course to study (4)	%	25.8%	6121	11.5%	87
I don't know anyone else who has studied a higher education qualification (5)	%	14.3%	6121	9.2%	87
I have caring responsibilities at home (6)	%	5.1%	6121	5.7%	87
I have a disability (7)	%	3.4%	6121	3.4%	87
I don't know what to do in the future (8)	%	27.6%	6121	13.8%	87
I wouldn't have the support of my family (9)	%	4.4%	6121	5.7%	87
Other	%	8.5%	6121	13.8%	87
Q52 Please indicate how much you agree with the following statements.					
	% agree/strongly				
My parents/carers talk to me about what I could do after school/college	% agree/strongly	75.1%	5273	57.0%	79
My parents/carers think going to university is a good idea	% agree/strongly	62.8%	5258	28.2%	78
My parents/carers give me helpful advice about my future	% agree/strongly	70.8%	5219	65.4%	78
My parents/carers think I should get a job as soon as I finish school/college	% agree/strongly	32.7%	5230	52.6%	78
What my parents/carers say makes a big difference to my decisions	% agree/strongly	45.9%	5223	47.4%	78

Appendix B – Findings by School

Leeds West Academy - Knowledge

Leeds West Academy vs Go Higher West Yorkshire Network Average

Question	Metric	GHWY Total	Sample	School	Sample
Q5 How much do you know about the following aspects of applying to higher education?					
	% A lot				
The courses that are available (1)	% A lot	20.2%	6481	27.1%	48
Different routes, such as: higher/degree apprenticeships, distance learning, and higher education in a further education setting (2)	% A lot	18.4%	6498	30.0%	50
How to apply through UCAS (3)	% A lot	18.0%	6505	10.0%	50
Where to find information about applying (4)	% A lot	19.7%	6488	16.3%	49
The qualifications and grades needed to get into the course you want (5)	% A lot	32.5%	6506	30.0%	50
Q6 How much do you know about the following aspects of higher education study?					
	% A lot				
What student life would be like (1)	% A lot	22.7%	6468	32.6%	46
How it leads to careers that you may be interested in (2)	% A lot	27.3%	6451	37.0%	46
The costs of study (3)	% A lot	27.8%	6455	28.3%	46
The financial support available (4)	% A lot	16.2%	6435	26.1%	46
The options about where to live whilst studying (5)	% A lot	20.6%	6450	34.8%	46
The support available (6)	% A lot	16.1%	6443	26.1%	46
Q30 How likely are you to speak with the following people in order to help you decide what to do after you finish your current studies?					
	% top 3 (fairly, very likely, already spoken to)				
Teacher at school (1)	% top 3 (fairly, very likely, already spoken to)	58.2%	5549	60.6%	33
Careers adviser at school (2)	% top 3 (fairly, very likely, already spoken to)	52.5%	5517	60.6%	33
Careers adviser outside school (e.g. National Careers Service) (3)	% top 3 (fairly, very likely, already spoken to)	28.1%	5493	30.3%	33
Staff at a college/university visit or open day (4)	% top 3 (fairly, very likely, already spoken to)	61.1%	5504	57.6%	33
Students at a college/university visit or open day (12)	% top 3 (fairly, very likely, already spoken to)	53.7%	5480	54.5%	33
Friends (5)	% top 3 (fairly, very likely, already spoken to)	71.1%	5507	59.4%	32
Enterprise adviser (6)	% top 3 (fairly, very likely, already spoken to)	28.2%	5445	33.3%	33
Family (7)	% top 3 (fairly, very likely, already spoken to)	81.3%	5492	87.9%	33
Someone in your community (e.g. an activity leader, religious leader, youth worker) (8)	% top 3 (fairly, very likely, already spoken to)	25.4%	5455	24.2%	33
Local employer (9)	% top 3 (fairly, very likely, already spoken to)	29.8%	5447	21.9%	32
Apprenticeship ambassador (10)	% top 3 (fairly, very likely, already spoken to)	30.0%	5431	28.1%	32
Other	% top 3 (fairly, very likely, already spoken to)	35.0%	2377	50.0%	16

Appendix B – Findings by School

Leeds West Academy - Attitudes

Leeds West Academy v GHWY Network Average (Overall, Baseline & Follow-up)

Question	Metric	GHWY Total	Sample	School	Sample
Q11 How much do you agree with the following statements about higher education?	% strongly agree				
It is for people like me (1)	% strongly agree	11.4%	6308	25.0%	44
I would fit in well with others (2)	% strongly agree	12.0%	6299	15.9%	44
I have the academic ability to succeed (3)	% strongly agree	16.0%	6285	25.6%	43
I could cope with the level of study required (4)	% strongly agree	11.8%	6287	20.9%	43
Q12 How much do you agree with the following statements about higher education?	% strongly agree				
It would broaden my horizons (1)	% strongly agree	21.0%	6136	50.0%	42
It would challenge me intellectually (2)	% strongly agree	28.4%	6126	61.9%	42
It would give me valuable life skills (3)	% strongly agree	29.6%	6119	47.6%	42
It would improve my social life (4)	% strongly agree	22.2%	6128	28.6%	42
It would enable me to earn more (5)	% strongly agree	30.7%	6129	57.1%	42
It would enable me to get a better job (6)	% strongly agree	39.5%	6128	68.3%	41
Q23 How much do you agree with the following statements?	% strongly agree				
I believe I could go to university when I leave school if I wanted to (1)	% strongly agree	22.2%	5914	29.7%	37
It is better to start an apprenticeship than go to university (2)	% strongly agree	8.4%	5877	13.9%	36
It is better to get a job than go to university (3)	% strongly agree	6.5%	5882	13.9%	36
All universities are the same (4)	% strongly agree	3.2%	5875	8.1%	37
Some universities are better than others (5)	% strongly agree	20.7%	5860	29.7%	37
Employers value some universities more than others (6)	% strongly agree	14.0%	5852	21.6%	37
My family values some universities more than others (7)	% strongly agree	8.0%	5846	2.7%	37
My school or college values some universities more than others (8)	% strongly agree	7.5%	5833	5.4%	37
All universities offer the same courses (9)	% strongly agree	2.6%	5827	8.1%	37
If you do not get good grades at Post 16 you can still get into university (10)	% strongly agree	4.5%	5814	8.3%	36
My family would like me to go to university (11)	% strongly agree	22.1%	5812	41.7%	36
I feel I have enough information to decide which higher education option would suit me best (higher/degree apprenticeship or degree) (12)	% strongly agree	12.0%	5804	29.7%	37

Appendix B – Findings by School

Leeds West Academy – Aspirations & Intentions

Leeds West Academy v GHWY Network Average (Overall, Baseline & Follow-up)

Question	Metric	GHWY Total	Sample	School	Sample
Q4 How much do you agree with the following statements about your aspirations for the future?	% strongly agree				
I am motivated to do well in my studies (1)	% strongly agree	45.8%	6549	41.2%	51
I could get the grades I need for further study (2)	% strongly agree	25.2%	6526	24.0%	50
I could gain a place on a good course if I wanted to (3)	% strongly agree	27.1%	6522	19.6%	51
Q8 How likely are you to apply to higher education at age 18 or 19?	% top 3 (definitely apply, very likely, fairly likely)	66.9%	6135	74.4%	43
Q10 How likely are you to apply to do a higher education qualification in the future?	% top 3 (definitely apply, very likely, fairly likely)	21.0%	1986	18.2%	11
Q2a When you finish your current studies, what would you most like to do next? (Y11)	%				
Study at school or a sixth-form college (1)	%	29.3%	4475	31.4%	35
Study at a further education college (2)	%	29.7%	4475	40.0%	35
Get a full-time job (3)	%	7.1%	4475	0.0%	35
Get a part-time job (4)	%	3.4%	4475	0.0%	35
Begin an apprenticeship (5)	%	12.5%	4475	14.3%	35
Some other type of training (6)	%	0.7%	4475	0.0%	35
Other (7)	%	4.9%	4475	5.7%	35
Don't know (8)	%	12.4%	4475	8.6%	35
Q2b When you finish your current studies, what would you most like to do next? (Y13)	%				
Get a full-time job (3)	%	11.3%	2050	12.5%	16
Get a part-time job (4)	%	2.0%	2050	0.0%	16
Study at or stay in further education college (9)	%	4.4%	2050	0.0%	16
Study higher education at a further education college or other further education provider (10)	%	3.2%	2050	0.0%	16
Study at a local university or another higher education institution (11)	%	21.0%	2050	56.3%	16
Study away from home at university or another higher education institution (12)	%	31.5%	2050	18.8%	16
Get a job and study at the same time (13)	%	4.3%	2050	0.0%	16
Begin an apprenticeship (5)	%	5.3%	2050	0.0%	16
Begin a higher/degree apprenticeship (14)	%	4.8%	2050	12.5%	16
Some other type of training (6)	%	0.5%	2050	0.0%	16
Other (7)	%	2.8%	2050	0.0%	16
Don't know (8)	%	8.2%	2050	0.0%	16

Appendix B – Findings by School

Leeds West Academy - Barriers

Leeds West Academy v GHWY Network Average (Overall, Baseline & Follow-up)

Question	Metric	GHWY Total	Sample	School	Sample
Q9 What is the main reason you might not go on to study further?					
	%				
My current qualifications are enough (1)	%	4.7%	1977	0.0%	11
I have decided on a specific career (that does not require further study) (2)	%	13.8%	1977	18.2%	11
I want to work and earn money (3)	%	23.9%	1977	54.5%	11
The cost is too much (4)	%	6.7%	1977	9.1%	11
It depends on the grades I get (5)	%	15.5%	1977	0.0%	11
I do not have the necessary study skills (6)	%	1.2%	1977	0.0%	11
It does not appeal to me (7)	%	7.3%	1977	0.0%	11
I want to travel (8)	%	3.0%	1977	0.0%	11
I am still undecided (9)	%	16.1%	1977	9.1%	11
There is nowhere close enough to home (10)	%	0.7%	1977	0.0%	11
Other reason	%	7.1%	1977	9.1%	11
Q25 What would put you off applying to study a higher education qualification?					
	%				
Potential costs (1)	%	52.0%	6121	55.6%	36
I might not get the grades (2)	%	53.8%	6121	55.6%	36
I'm worried I won't fit in (3)	%	22.1%	6121	30.6%	36
I wouldn't know what course to study (4)	%	25.8%	6121	16.7%	36
I don't know anyone else who has studied a higher education qualification (5)	%	14.3%	6121	22.2%	36
I have caring responsibilities at home (6)	%	5.1%	6121	22.2%	36
I have a disability (7)	%	3.4%	6121	5.6%	36
I don't know what to do in the future (8)	%	27.6%	6121	19.4%	36
I wouldn't have the support of my family (9)	%	4.4%	6121	2.8%	36
Other	%	8.5%	6121	5.6%	36
Q52 Please indicate how much you agree with the following statements.					
	% agree/strongly				
My parents/carers talk to me about what I could do after school/college	% agree/strongly	75.1%	5273	71.9%	32
My parents/carers think going to university is a good idea	% agree/strongly	62.8%	5258	75.0%	32
My parents/carers give me helpful advice about my future	% agree/strongly	70.8%	5219	65.6%	32
My parents/carers think I should get a job as soon as I finish school/college	% agree/strongly	32.7%	5230	21.9%	32
What my parents/carers say makes a big difference to my decisions	% agree/strongly	45.9%	5223	59.4%	32

Appendix B – Findings by School

Minsthorpe Community College - Knowledge

Minsthorpe Community College vs Go Higher West Yorkshire Network Average

Question	Metric	GHWY Total	Sample	School	Sample
Q5 How much do you know about the following aspects of applying to higher education?					
	% A lot				
The courses that are available (1)	% A lot	20.2%	6481	17.8%	920
Different routes, such as: higher/degree apprenticeships, distance learning, and higher education in a further education setting (2)	% A lot	18.4%	6498	17.0%	920
How to apply through UCAS (3)	% A lot	18.0%	6505	21.2%	923
Where to find information about applying (4)	% A lot	19.7%	6488	20.2%	925
The qualifications and grades needed to get into the course you want (5)	% A lot	32.5%	6506	30.3%	923
Q6 How much do you know about the following aspects of higher education study?					
	% A lot				
What student life would be like (1)	% A lot	22.7%	6468	20.7%	923
How it leads to careers that you may be interested in (2)	% A lot	27.3%	6451	23.0%	918
The costs of study (3)	% A lot	27.8%	6455	22.8%	920
The financial support available (4)	% A lot	16.2%	6435	15.8%	918
The options about where to live whilst studying (5)	% A lot	20.6%	6450	18.9%	922
The support available (6)	% A lot	16.1%	6443	16.0%	920
Q30 How likely are you to speak with the following people in order to help you decide what to do after you finish your current studies?					
	% top 3 (fairly, very likely, already spoken to)				
Teacher at school (1)	% top 3 (fairly, very likely, already spoken to)	58.2%	5549	52.5%	766
Careers adviser at school (2)	% top 3 (fairly, very likely, already spoken to)	52.5%	5517	43.9%	766
Careers adviser outside school (e.g. National Careers Service) (3)	% top 3 (fairly, very likely, already spoken to)	28.1%	5493	28.8%	761
Staff at a college/university visit or open day (4)	% top 3 (fairly, very likely, already spoken to)	61.1%	5504	54.6%	758
Students at a college/university visit or open day (12)	% top 3 (fairly, very likely, already spoken to)	53.7%	5480	53.6%	758
Friends (5)	% top 3 (fairly, very likely, already spoken to)	71.1%	5507	70.1%	765
Enterprise adviser (6)	% top 3 (fairly, very likely, already spoken to)	28.2%	5445	25.7%	752
Family (7)	% top 3 (fairly, very likely, already spoken to)	81.3%	5492	77.4%	755
Someone in your community (e.g. an activity leader, religious leader, youth worker) (8)	% top 3 (fairly, very likely, already spoken to)	25.4%	5455	25.4%	745
Local employer (9)	% top 3 (fairly, very likely, already spoken to)	29.8%	5447	31.3%	750
Apprenticeship ambassador (10)	% top 3 (fairly, very likely, already spoken to)	30.0%	5431	33.1%	747
Other	% top 3 (fairly, very likely, already spoken to)	35.0%	2377	39.1%	384

Appendix B – Findings by School

Minsthorpe Community College - Attitudes

Minsthorpe Community College v GHWY Network Average (Overall, Baseline & Follow-up)

Question	Metric	GHWY Total	Sample	School	Sample
Q11 How much do you agree with the following statements about higher education?	% strongly agree				
It is for people like me (1)	% strongly agree	11.4%	6308	7.5%	894
I would fit in well with others (2)	% strongly agree	12.0%	6299	7.8%	896
I have the academic ability to succeed (3)	% strongly agree	16.0%	6285	10.3%	893
I could cope with the level of study required (4)	% strongly agree	11.8%	6287	7.9%	895
Q12 How much do you agree with the following statements about higher education?	% strongly agree				
It would broaden my horizons (1)	% strongly agree	21.0%	6136	10.3%	865
It would challenge me intellectually (2)	% strongly agree	28.4%	6126	17.3%	863
It would give me valuable life skills (3)	% strongly agree	29.6%	6119	19.3%	859
It would improve my social life (4)	% strongly agree	22.2%	6128	16.9%	856
It would enable me to earn more (5)	% strongly agree	30.7%	6129	23.2%	862
It would enable me to get a better job (6)	% strongly agree	39.5%	6128	28.7%	863
Q23 How much do you agree with the following statements?	% strongly agree				
I believe I could go to university when I leave school if I wanted to (1)	% strongly agree	22.2%	5914	17.4%	827
It is better to start an apprenticeship than go to university (2)	% strongly agree	8.4%	5877	8.3%	824
It is better to get a job than go to university (3)	% strongly agree	6.5%	5882	6.5%	825
All universities are the same (4)	% strongly agree	3.2%	5875	3.4%	822
Some universities are better than others (5)	% strongly agree	20.7%	5860	16.6%	823
Employers value some universities more than others (6)	% strongly agree	14.0%	5852	8.7%	817
My family values some universities more than others (7)	% strongly agree	8.0%	5846	5.6%	816
My school or college values some universities more than others (8)	% strongly agree	7.5%	5833	5.8%	815
All universities offer the same courses (9)	% strongly agree	2.6%	5827	2.8%	817
If you do not get good grades at Post 16 you can still get into university (10)	% strongly agree	4.5%	5814	4.4%	816
My family would like me to go to university (11)	% strongly agree	22.1%	5812	14.4%	811
I feel I have enough information to decide which higher education option would suit me best (higher/degree apprenticeship or degree) (12)	% strongly agree	12.0%	5804	8.2%	804

Appendix B – Findings by School

Minsthorpe Community College – Aspirations & Intentions

Minsthorpe Community College v GHWY Network Average (Overall, Baseline & Follow-up)

Question	Metric	GHWY Total	Sample	School	Sample
Q4 How much do you agree with the following statements about your aspirations for the future?	% strongly agree				
I am motivated to do well in my studies (1)	% strongly agree	45.8%	6549	34.6%	931
I could get the grades I need for further study (2)	% strongly agree	25.2%	6526	16.6%	929
I could gain a place on a good course if I wanted to (3)	% strongly agree	27.1%	6522	18.6%	927
Q8 How likely are you to apply to higher education at age 18 or 19?	% top 3 (definitely apply, very likely, fairly likely)	66.9%	6135	62.4%	883
Q10 How likely are you to apply to do a higher education qualification in the future?	% top 3 (definitely apply, very likely, fairly likely)	21.0%	1986	16.4%	323
Q2a When you finish your current studies, what would you most like to do next? (Y11)	%				
Study at school or a sixth-form college (1)	%	29.3%	4475	39.4%	823
Study at a further education college (2)	%	29.7%	4475	19.4%	823
Get a full-time job (3)	%	7.1%	4475	5.5%	823
Get a part-time job (4)	%	3.4%	4475	3.9%	823
Begin an apprenticeship (5)	%	12.5%	4475	13.7%	823
Some other type of training (6)	%	0.7%	4475	0.5%	823
Other (7)	%	4.9%	4475	2.9%	823
Don't know (8)	%	12.4%	4475	14.7%	823
Q2b When you finish your current studies, what would you most like to do next? (Y13)	%				
Get a full-time job (3)	%	11.3%	2050	13.7%	102
Get a part-time job (4)	%	2.0%	2050	1.0%	102
Study at or stay in further education college (9)	%	4.4%	2050	2.9%	102
Study higher education at a further education college or other further education provider (10)	%	3.2%	2050	2.9%	102
Study at a local university or another higher education institution (11)	%	21.0%	2050	21.6%	102
Study away from home at university or another higher education institution (12)	%	31.5%	2050	30.4%	102
Get a job and study at the same time (13)	%	4.3%	2050	2.9%	102
Begin an apprenticeship (5)	%	5.3%	2050	2.9%	102
Begin a higher/degree apprenticeship (14)	%	4.8%	2050	5.9%	102
Some other type of training (6)	%	0.5%	2050	2.0%	102
Other (7)	%	2.8%	2050	2.9%	102
Don't know (8)	%	8.2%	2050	9.8%	102

Appendix B – Findings by School

Minsthorpe Community College - Barriers

Minsthorpe Community College v GHWY Network Average (Overall, Baseline & Follow-up)

Question	Metric	GHWY Total	Sample	School	Sample
Q9 What is the main reason you might not go on to study further? %					
My current qualifications are enough (1)	%	4.7%	1977	5.3%	319
I have decided on a specific career (that does not require further study) (2)	%	13.8%	1977	11.0%	319
I want to work and earn money (3)	%	23.9%	1977	26.0%	319
The cost is too much (4)	%	6.7%	1977	5.6%	319
It depends on the grades I get (5)	%	15.5%	1977	16.0%	319
I do not have the necessary study skills (6)	%	1.2%	1977	0.9%	319
It does not appeal to me (7)	%	7.3%	1977	8.2%	319
I want to travel (8)	%	3.0%	1977	0.9%	319
I am still undecided (9)	%	16.1%	1977	19.7%	319
There is nowhere close enough to home (10)	%	0.7%	1977	0.3%	319
Other reason	%	7.1%	1977	6.0%	319
Q25 What would put you off applying to study a higher education qualification? %					
Potential costs (1)	%	52.0%	6121	40.7%	874
I might not get the grades (2)	%	53.8%	6121	51.1%	874
I'm worried I won't fit in (3)	%	22.1%	6121	22.9%	874
I wouldn't know what course to study (4)	%	25.8%	6121	24.0%	874
I don't know anyone else who has studied a higher education qualification (5)	%	14.3%	6121	13.7%	874
I have caring responsibilities at home (6)	%	5.1%	6121	3.8%	874
I have a disability (7)	%	3.4%	6121	2.4%	874
I don't know what to do in the future (8)	%	27.6%	6121	28.1%	874
I wouldn't have the support of my family (9)	%	4.4%	6121	3.5%	874
Other	%	8.5%	6121	5.6%	874
Q52 Please indicate how much you agree with the following statements. % agree/strongly					
My parents/carers talk to me about what I could do after school/college	% agree/strongly	75.1%	5273	69.8%	681
My parents/carers think going to university is a good idea	% agree/strongly	62.8%	5258	56.4%	684
My parents/carers give me helpful advice about my future	% agree/strongly	70.8%	5219	68.5%	683
My parents/carers think I should get a job as soon as I finish school/college	% agree/strongly	32.7%	5230	33.7%	679
What my parents/carers say makes a big difference to my decisions	% agree/strongly	45.9%	5223	46.4%	681

Appendix B – Findings by School

Mount St Mary's - Knowledge

Mount St Mary's Catholic High School vs Go Higher West Yorkshire Network Average

Question	Metric	GHWY Total	Sample	School	Sample
Q5 How much do you know about the following aspects of applying to higher education?					
	% A lot				
The courses that are available (1)	% A lot	20.2%	6481	15.8%	196
Different routes, such as: higher/degree apprenticeships, distance learning, and higher education in a further education setting (2)	% A lot	18.4%	6498	13.1%	198
How to apply through UCAS (3)	% A lot	18.0%	6505	8.5%	199
Where to find information about applying (4)	% A lot	19.7%	6488	14.6%	199
The qualifications and grades needed to get into the course you want (5)	% A lot	32.5%	6506	34.0%	200
Q6 How much do you know about the following aspects of higher education study?					
	% A lot				
What student life would be like (1)	% A lot	22.7%	6468	18.7%	198
How it leads to careers that you may be interested in (2)	% A lot	27.3%	6451	25.0%	200
The costs of study (3)	% A lot	27.8%	6455	21.1%	199
The financial support available (4)	% A lot	16.2%	6435	13.1%	198
The options about where to live whilst studying (5)	% A lot	20.6%	6450	16.6%	199
The support available (6)	% A lot	16.1%	6443	15.7%	197
Q30 How likely are you to speak with the following people in order to help you decide what to do after you finish your current studies?					
	% top 3 (fairly, very likely, already spoken to)				
Teacher at school (1)	% top 3 (fairly, very likely, already spoken to)	58.2%	5549	57.8%	185
Careers adviser at school (2)	% top 3 (fairly, very likely, already spoken to)	52.5%	5517	54.9%	184
Careers adviser outside school (e.g. National Careers Service) (3)	% top 3 (fairly, very likely, already spoken to)	28.1%	5493	30.9%	181
Staff at a college/university visit or open day (4)	% top 3 (fairly, very likely, already spoken to)	61.1%	5504	61.0%	182
Students at a college/university visit or open day (12)	% top 3 (fairly, very likely, already spoken to)	53.7%	5480	57.8%	180
Friends (5)	% top 3 (fairly, very likely, already spoken to)	71.1%	5507	71.4%	182
Enterprise adviser (6)	% top 3 (fairly, very likely, already spoken to)	28.2%	5445	30.3%	178
Family (7)	% top 3 (fairly, very likely, already spoken to)	81.3%	5492	81.4%	183
Someone in your community (e.g. an activity leader, religious leader, youth worker) (8)	% top 3 (fairly, very likely, already spoken to)	25.4%	5455	36.7%	180
Local employer (9)	% top 3 (fairly, very likely, already spoken to)	29.8%	5447	28.5%	179
Apprenticeship ambassador (10)	% top 3 (fairly, very likely, already spoken to)	30.0%	5431	29.3%	181
Other	% top 3 (fairly, very likely, already spoken to)	35.0%	2377	37.5%	72

Appendix B – Findings by School

Mount St Mary's - Attitudes

Mount St Mary's Catholic High School v GHWY Network Average (Overall, Baseline & Follow-up)

Question	Metric	GHWY Total	Sample	School	Sample
Q11 How much do you agree with the following statements about higher education?	% strongly agree				
It is for people like me (1)	% strongly agree	11.4%	6308	5.0%	200
I would fit in well with others (2)	% strongly agree	12.0%	6299	7.5%	199
I have the academic ability to succeed (3)	% strongly agree	16.0%	6285	9.6%	197
I could cope with the level of study required (4)	% strongly agree	11.8%	6287	5.5%	200
Q12 How much do you agree with the following statements about higher education?	% strongly agree				
It would broaden my horizons (1)	% strongly agree	21.0%	6136	11.3%	194
It would challenge me intellectually (2)	% strongly agree	28.4%	6126	19.1%	194
It would give me valuable life skills (3)	% strongly agree	29.6%	6119	25.4%	193
It would improve my social life (4)	% strongly agree	22.2%	6128	19.1%	194
It would enable me to earn more (5)	% strongly agree	30.7%	6129	25.1%	195
It would enable me to get a better job (6)	% strongly agree	39.5%	6128	40.4%	193
Q23 How much do you agree with the following statements?	% strongly agree				
I believe I could go to university when I leave school if I wanted to (1)	% strongly agree	22.2%	5914	16.4%	189
It is better to start an apprenticeship than go to university (2)	% strongly agree	8.4%	5877	6.4%	188
It is better to get a job than go to university (3)	% strongly agree	6.5%	5882	5.9%	187
All universities are the same (4)	% strongly agree	3.2%	5875	2.7%	185
Some universities are better than others (5)	% strongly agree	20.7%	5860	13.0%	184
Employers value some universities more than others (6)	% strongly agree	14.0%	5852	9.1%	186
My family values some universities more than others (7)	% strongly agree	8.0%	5846	8.7%	184
My school or college values some universities more than others (8)	% strongly agree	7.5%	5833	6.1%	181
All universities offer the same courses (9)	% strongly agree	2.6%	5827	2.2%	183
If you do not get good grades at Post 16 you can still get into university (10)	% strongly agree	4.5%	5814	8.8%	182
My family would like me to go to university (11)	% strongly agree	22.1%	5812	36.1%	180
I feel I have enough information to decide which higher education option would suit me best (higher/degree apprenticeship or degree) (12)	% strongly agree	12.0%	5804	8.2%	184

Appendix B – Findings by School

Mount St Mary's – Aspirations & Intentions

Mount St Mary's Catholic High School v GHWY Network Average (Overall, Baseline & Follow-up)

Question	Metric	GHWY Total	Sample	School	Sample
Q4 How much do you agree with the following statements about your aspirations for the future?	% strongly agree				
I am motivated to do well in my studies (1)	% strongly agree	45.8%	6549	39.1%	202
I could get the grades I need for further study (2)	% strongly agree	25.2%	6526	18.8%	202
I could gain a place on a good course if I wanted to (3)	% strongly agree	27.1%	6522	25.4%	201
Q8 How likely are you to apply to higher education at age 18 or 19?	% top 3 (definitely apply, very likely, fairly likely)	66.9%	6135	78.6%	201
Q10 How likely are you to apply to do a higher education qualification in the future?	% top 3 (definitely apply, very likely, fairly likely)	21.0%	1986	28.6%	42
Q2a When you finish your current studies, what would you most like to do next? (Y11)	%				
Study at school or a sixth-form college (1)	%	29.3%	4475	47.0%	202
Study at a further education college (2)	%	29.7%	4475	22.3%	202
Get a full-time job (3)	%	7.1%	4475	3.5%	202
Get a part-time job (4)	%	3.4%	4475	5.0%	202
Begin an apprenticeship (5)	%	12.5%	4475	8.4%	202
Some other type of training (6)	%	0.7%	4475	0.0%	202
Other (7)	%	4.9%	4475	3.5%	202
Don't know (8)	%	12.4%	4475	10.4%	202
Q2b When you finish your current studies, what would you most like to do next? (Y13)	%				
Get a full-time job (3)	%	11.3%	2050	-	0
Get a part-time job (4)	%	2.0%	2050	-	0
Study at or stay in further education college (9)	%	4.4%	2050	-	0
Study higher education at a further education college or other further education provider (10)	%	3.2%	2050	-	0
Study at a local university or another higher education institution (11)	%	21.0%	2050	-	0
Study away from home at university or another higher education institution (12)	%	31.5%	2050	-	0
Get a job and study at the same time (13)	%	4.3%	2050	-	0
Begin an apprenticeship (5)	%	5.3%	2050	-	0
Begin a higher/degree apprenticeship (14)	%	4.8%	2050	-	0
Some other type of training (6)	%	0.5%	2050	-	0
Other (7)	%	2.8%	2050	-	0
Don't know (8)	%	8.2%	2050	-	0

Appendix B – Findings by School

Mount St Mary's - Barriers

Mount St Mary's Catholic High School v GHWY Network Average (Overall, Baseline & Follow-up)

Question	Metric	GHWY Total	Sample	School	Sample
Q9 What is the main reason you might not go on to study further? %					
My current qualifications are enough (1)	%	4.7%	1977	0.0%	42
I have decided on a specific career (that does not require further study) (2)	%	13.8%	1977	11.9%	42
I want to work and earn money (3)	%	23.9%	1977	33.3%	42
The cost is too much (4)	%	6.7%	1977	2.4%	42
It depends on the grades I get (5)	%	15.5%	1977	16.7%	42
I do not have the necessary study skills (6)	%	1.2%	1977	2.4%	42
It does not appeal to me (7)	%	7.3%	1977	2.4%	42
I want to travel (8)	%	3.0%	1977	4.8%	42
I am still undecided (9)	%	16.1%	1977	23.8%	42
There is nowhere close enough to home (10)	%	0.7%	1977	0.0%	42
Other reason	%	7.1%	1977	2.4%	42
Q25 What would put you off applying to study a higher education qualification? %					
Potential costs (1)	%	52.0%	6121	49.5%	192
I might not get the grades (2)	%	53.8%	6121	58.3%	192
I'm worried I won't fit in (3)	%	22.1%	6121	18.2%	192
I wouldn't know what course to study (4)	%	25.8%	6121	29.7%	192
I don't know anyone else who has studied a higher education qualification (5)	%	14.3%	6121	17.7%	192
I have caring responsibilities at home (6)	%	5.1%	6121	4.7%	192
I have a disability (7)	%	3.4%	6121	2.6%	192
I don't know what to do in the future (8)	%	27.6%	6121	25.0%	192
I wouldn't have the support of my family (9)	%	4.4%	6121	1.6%	192
Other	%	8.5%	6121	8.9%	192
Q52 Please indicate how much you agree with the following statements. % agree/strongly					
My parents/carers talk to me about what I could do after school/college	% agree/strongly	75.1%	5273	77.8%	176
My parents/carers think going to university is a good idea	% agree/strongly	62.8%	5258	73.4%	177
My parents/carers give me helpful advice about my future	% agree/strongly	70.8%	5219	75.1%	173
My parents/carers think I should get a job as soon as I finish school/college	% agree/strongly	32.7%	5230	43.4%	175
What my parents/carers say makes a big difference to my decisions	% agree/strongly	45.9%	5223	51.4%	175

Appendix B – Findings by School

New College Pontefract - Knowledge

New College Pontefract vs Go Higher West Yorkshire Network Average

Question	Metric	GHWY Total	Sample	School	Sample
Q5 How much do you know about the following aspects of applying to higher education?					
	% A lot				
The courses that are available (1)	% A lot	20.2%	6481	22.4%	370
Different routes, such as: higher/degree apprenticeships, distance learning, and higher education in a further education setting (2)	% A lot	18.4%	6498	14.0%	371
How to apply through UCAS (3)	% A lot	18.0%	6505	21.9%	370
Where to find information about applying (4)	% A lot	19.7%	6488	23.0%	369
The qualifications and grades needed to get into the course you want (5)	% A lot	32.5%	6506	34.0%	371
Q6 How much do you know about the following aspects of higher education study?					
	% A lot				
What student life would be like (1)	% A lot	22.7%	6468	24.7%	368
How it leads to careers that you may be interested in (2)	% A lot	27.3%	6451	29.4%	367
The costs of study (3)	% A lot	27.8%	6455	38.9%	368
The financial support available (4)	% A lot	16.2%	6435	15.8%	368
The options about where to live whilst studying (5)	% A lot	20.6%	6450	18.4%	369
The support available (6)	% A lot	16.1%	6443	11.1%	368
Q30 How likely are you to speak with the following people in order to help you decide what to do after you finish your current studies?					
	% top 3 (fairly, very likely, already spoken to)				
Teacher at school (1)	% top 3 (fairly, very likely, already spoken to)	58.2%	5549	63.0%	343
Careers adviser at school (2)	% top 3 (fairly, very likely, already spoken to)	52.5%	5517	64.6%	342
Careers adviser outside school (e.g. National Careers Service) (3)	% top 3 (fairly, very likely, already spoken to)	28.1%	5493	14.6%	342
Staff at a college/university visit or open day (4)	% top 3 (fairly, very likely, already spoken to)	61.1%	5504	78.8%	344
Students at a college/university visit or open day (12)	% top 3 (fairly, very likely, already spoken to)	53.7%	5480	61.2%	343
Friends (5)	% top 3 (fairly, very likely, already spoken to)	71.1%	5507	75.2%	343
Enterprise adviser (6)	% top 3 (fairly, very likely, already spoken to)	28.2%	5445	15.6%	339
Family (7)	% top 3 (fairly, very likely, already spoken to)	81.3%	5492	86.6%	344
Someone in your community (e.g. an activity leader, religious leader, youth worker) (8)	% top 3 (fairly, very likely, already spoken to)	25.4%	5455	12.9%	342
Local employer (9)	% top 3 (fairly, very likely, already spoken to)	29.8%	5447	22.4%	343
Apprenticeship ambassador (10)	% top 3 (fairly, very likely, already spoken to)	30.0%	5431	15.5%	341
Other	% top 3 (fairly, very likely, already spoken to)	35.0%	2377	31.2%	202

Appendix B – Findings by School

New College Pontefract - Attitudes

New College Pontefract v GHWY Network Average (Overall, Baseline & Follow-up)

Question	Metric	GHWY Total	Sample	School	Sample
Q11 How much do you agree with the following statements about higher education?	% strongly agree				
It is for people like me (1)	% strongly agree	11.4%	6308	18.3%	366
I would fit in well with others (2)	% strongly agree	12.0%	6299	19.5%	365
I have the academic ability to succeed (3)	% strongly agree	16.0%	6285	24.0%	366
I could cope with the level of study required (4)	% strongly agree	11.8%	6287	17.3%	364
Q12 How much do you agree with the following statements about higher education?	% strongly agree				
It would broaden my horizons (1)	% strongly agree	21.0%	6136	40.0%	365
It would challenge me intellectually (2)	% strongly agree	28.4%	6126	48.9%	364
It would give me valuable life skills (3)	% strongly agree	29.6%	6119	42.3%	364
It would improve my social life (4)	% strongly agree	22.2%	6128	31.0%	364
It would enable me to earn more (5)	% strongly agree	30.7%	6129	34.7%	363
It would enable me to get a better job (6)	% strongly agree	39.5%	6128	46.4%	364
Q23 How much do you agree with the following statements?	% strongly agree				
I believe I could go to university when I leave school if I wanted to (1)	% strongly agree	22.2%	5914	39.5%	354
It is better to start an apprenticeship than go to university (2)	% strongly agree	8.4%	5877	3.1%	354
It is better to get a job than go to university (3)	% strongly agree	6.5%	5882	2.0%	354
All universities are the same (4)	% strongly agree	3.2%	5875	0.8%	354
Some universities are better than others (5)	% strongly agree	20.7%	5860	26.3%	353
Employers value some universities more than others (6)	% strongly agree	14.0%	5852	22.6%	354
My family values some universities more than others (7)	% strongly agree	8.0%	5846	9.1%	353
My school or college values some universities more than others (8)	% strongly agree	7.5%	5833	14.7%	354
All universities offer the same courses (9)	% strongly agree	2.6%	5827	0.3%	352
If you do not get good grades at Post 16 you can still get into university (10)	% strongly agree	4.5%	5814	1.7%	353
My family would like me to go to university (11)	% strongly agree	22.1%	5812	28.1%	352
I feel I have enough information to decide which higher education option would suit me best (higher/degree apprenticeship or degree) (12)	% strongly agree	12.0%	5804	13.7%	351

Appendix B – Findings by School

New College Pontefract – Aspirations & Intentions

New College Pontefract v GHWY Network Average (Overall, Baseline & Follow-up)

Question	Metric	GHWY Total	Sample	School	Sample
Q4 How much do you agree with the following statements about your aspirations for the future?	% strongly agree				
I am motivated to do well in my studies (1)	% strongly agree	45.8%	6549	59.6%	371
I could get the grades I need for further study (2)	% strongly agree	25.2%	6526	35.8%	371
I could gain a place on a good course if I wanted to (3)	% strongly agree	27.1%	6522	31.3%	371
Q8 How likely are you to apply to higher education at age 18 or 19?	% top 3 (definitely apply, very likely, fairly likely)	66.9%	6135	89.5%	343
Q10 How likely are you to apply to do a higher education qualification in the future?	% top 3 (definitely apply, very likely, fairly likely)	21.0%	1986	13.9%	36
Q2a When you finish your current studies, what would you most like to do next? (Y11)	%				
Study at school or a sixth-form college (1)	%	29.3%	4475	18.2%	11
Study at a further education college (2)	%	29.7%	4475	45.5%	11
Get a full-time job (3)	%	7.1%	4475	0.0%	11
Get a part-time job (4)	%	3.4%	4475	0.0%	11
Begin an apprenticeship (5)	%	12.5%	4475	0.0%	11
Some other type of training (6)	%	0.7%	4475	9.1%	11
Other (7)	%	4.9%	4475	9.1%	11
Don't know (8)	%	12.4%	4475	18.2%	11
Q2b When you finish your current studies, what would you most like to do next? (Y13)	%				
Get a full-time job (3)	%	11.3%	2050	5.8%	360
Get a part-time job (4)	%	2.0%	2050	0.6%	360
Study at or stay in further education college (9)	%	4.4%	2050	1.7%	360
Study higher education at a further education college or other further education provider (10)	%	3.2%	2050	1.9%	360
Study at a local university or another higher education institution (11)	%	21.0%	2050	15.8%	360
Study away from home at university or another higher education institution (12)	%	31.5%	2050	51.9%	360
Get a job and study at the same time (13)	%	4.3%	2050	6.4%	360
Begin an apprenticeship (5)	%	5.3%	2050	1.9%	360
Begin a higher/degree apprenticeship (14)	%	4.8%	2050	2.5%	360
Some other type of training (6)	%	0.5%	2050	0.3%	360
Other (7)	%	2.8%	2050	0.8%	360
Don't know (8)	%	8.2%	2050	9.2%	360

Appendix B – Findings by School

New College Pontefract - Barriers

New College Pontefract v GHWY Network Average (Overall, Baseline & Follow-up)

Question	Metric	GHWY Total	Sample	School	Sample
Q9 What is the main reason you might not go on to study further? %					
My current qualifications are enough (1)	%	4.7%	1977	5.6%	36
I have decided on a specific career (that does not require further study) (2)	%	13.8%	1977	19.4%	36
I want to work and earn money (3)	%	23.9%	1977	8.3%	36
The cost is too much (4)	%	6.7%	1977	22.2%	36
It depends on the grades I get (5)	%	15.5%	1977	5.6%	36
I do not have the necessary study skills (6)	%	1.2%	1977	0.0%	36
It does not appeal to me (7)	%	7.3%	1977	5.6%	36
I want to travel (8)	%	3.0%	1977	2.8%	36
I am still undecided (9)	%	16.1%	1977	27.8%	36
There is nowhere close enough to home (10)	%	0.7%	1977	0.0%	36
Other reason	%	7.1%	1977	2.8%	36
Q25 What would put you off applying to study a higher education qualification? %					
Potential costs (1)	%	52.0%	6121	67.3%	361
I might not get the grades (2)	%	53.8%	6121	60.9%	361
I'm worried I won't fit in (3)	%	22.1%	6121	20.8%	361
I wouldn't know what course to study (4)	%	25.8%	6121	24.9%	361
I don't know anyone else who has studied a higher education qualification (5)	%	14.3%	6121	11.1%	361
I have caring responsibilities at home (6)	%	5.1%	6121	2.8%	361
I have a disability (7)	%	3.4%	6121	1.7%	361
I don't know what to do in the future (8)	%	27.6%	6121	34.1%	361
I wouldn't have the support of my family (9)	%	4.4%	6121	3.9%	361
Other	%	8.5%	6121	6.1%	361
Q52 Please indicate how much you agree with the following statements. % agree/strongly					
My parents/carers talk to me about what I could do after school/college	% agree/strongly	75.1%	5273	82.5%	338
My parents/carers think going to university is a good idea	% agree/strongly	62.8%	5258	78.5%	339
My parents/carers give me helpful advice about my future	% agree/strongly	70.8%	5219	69.3%	339
My parents/carers think I should get a job as soon as I finish school/college	% agree/strongly	32.7%	5230	19.9%	336
What my parents/carers say makes a big difference to my decisions	% agree/strongly	45.9%	5223	44.5%	337

Appendix B – Findings by School

St Wilfrid's Catholic High School - Knowledge

St Wilfrid's Catholic High School & Sixth Form vs Go Higher West Yorkshire Network Average

Question	Metric	GHWY Total	Sample	School	Sample
Q5 How much do you know about the following aspects of applying to higher education?					
	% A lot				
The courses that are available (1)	% A lot	20.2%	6481	20.6%	418
Different routes, such as: higher/degree apprenticeships, distance learning, and higher education in a further education setting (2)	% A lot	18.4%	6498	14.3%	420
How to apply through UCAS (3)	% A lot	18.0%	6505	13.6%	420
Where to find information about applying (4)	% A lot	19.7%	6488	15.5%	419
The qualifications and grades needed to get into the course you want (5)	% A lot	32.5%	6506	35.3%	416
Q6 How much do you know about the following aspects of higher education study?					
	% A lot				
What student life would be like (1)	% A lot	22.7%	6468	20.8%	414
How it leads to careers that you may be interested in (2)	% A lot	27.3%	6451	27.7%	411
The costs of study (3)	% A lot	27.8%	6455	20.8%	413
The financial support available (4)	% A lot	16.2%	6435	11.4%	412
The options about where to live whilst studying (5)	% A lot	20.6%	6450	20.1%	412
The support available (6)	% A lot	16.1%	6443	12.4%	411
Q30 How likely are you to speak with the following people in order to help you decide what to do after you finish your current studies?					
	% top 3 (fairly, very likely, already spoken to)				
Teacher at school (1)	% top 3 (fairly, very likely, already spoken to)	58.2%	5549	54.1%	327
Careers adviser at school (2)	% top 3 (fairly, very likely, already spoken to)	52.5%	5517	52.8%	326
Careers adviser outside school (e.g. National Careers Service) (3)	% top 3 (fairly, very likely, already spoken to)	28.1%	5493	24.5%	326
Staff at a college/university visit or open day (4)	% top 3 (fairly, very likely, already spoken to)	61.1%	5504	69.1%	324
Students at a college/university visit or open day (12)	% top 3 (fairly, very likely, already spoken to)	53.7%	5480	56.0%	323
Friends (5)	% top 3 (fairly, very likely, already spoken to)	71.1%	5507	74.2%	322
Enterprise adviser (6)	% top 3 (fairly, very likely, already spoken to)	28.2%	5445	26.3%	320
Family (7)	% top 3 (fairly, very likely, already spoken to)	81.3%	5492	89.2%	325
Someone in your community (e.g. an activity leader, religious leader, youth worker) (8)	% top 3 (fairly, very likely, already spoken to)	25.4%	5455	23.7%	321
Local employer (9)	% top 3 (fairly, very likely, already spoken to)	29.8%	5447	31.0%	319
Apprenticeship ambassador (10)	% top 3 (fairly, very likely, already spoken to)	30.0%	5431	32.6%	319
Other	% top 3 (fairly, very likely, already spoken to)	35.0%	2377	33.9%	112

Appendix B – Findings by School

St Wilfrid's Catholic High School - Attitudes

St Wilfrid's Catholic High School & Sixth Form v GHWY Network Average (Overall, Baseline & Follow-up)

Question	Metric	GHWY Total	Sample	School	Sample
Q11 How much do you agree with the following statements about higher education?	% strongly agree				
It is for people like me (1)	% strongly agree	11.4%	6308	11.0%	399
I would fit in well with others (2)	% strongly agree	12.0%	6299	13.0%	400
I have the academic ability to succeed (3)	% strongly agree	16.0%	6285	16.0%	401
I could cope with the level of study required (4)	% strongly agree	11.8%	6287	11.5%	400
Q12 How much do you agree with the following statements about higher education?	% strongly agree				
It would broaden my horizons (1)	% strongly agree	21.0%	6136	23.3%	386
It would challenge me intellectually (2)	% strongly agree	28.4%	6126	29.5%	387
It would give me valuable life skills (3)	% strongly agree	29.6%	6119	30.0%	387
It would improve my social life (4)	% strongly agree	22.2%	6128	23.5%	387
It would enable me to earn more (5)	% strongly agree	30.7%	6129	34.5%	386
It would enable me to get a better job (6)	% strongly agree	39.5%	6128	45.4%	388
Q23 How much do you agree with the following statements?	% strongly agree				
I believe I could go to university when I leave school if I wanted to (1)	% strongly agree	22.2%	5914	21.3%	371
It is better to start an apprenticeship than go to university (2)	% strongly agree	8.4%	5877	11.1%	370
It is better to get a job than go to university (3)	% strongly agree	6.5%	5882	6.5%	371
All universities are the same (4)	% strongly agree	3.2%	5875	3.0%	368
Some universities are better than others (5)	% strongly agree	20.7%	5860	23.6%	364
Employers value some universities more than others (6)	% strongly agree	14.0%	5852	13.5%	363
My family values some universities more than others (7)	% strongly agree	8.0%	5846	7.4%	364
My school or college values some universities more than others (8)	% strongly agree	7.5%	5833	7.1%	364
All universities offer the same courses (9)	% strongly agree	2.6%	5827	2.5%	360
If you do not get good grades at Post 16 you can still get into university (10)	% strongly agree	4.5%	5814	3.9%	361
My family would like me to go to university (11)	% strongly agree	22.1%	5812	27.5%	356
I feel I have enough information to decide which higher education option would suit me best (higher/degree apprenticeship or degree) (12)	% strongly agree	12.0%	5804	12.3%	359

Appendix B – Findings by School

St Wilfrid's – Aspirations & Intentions

St Wilfrid's Catholic High School & Sixth Form v GHWY Network Average (Overall, Baseline & Follow-up)

Question	Metric	GHWY Total	Sample	School	Sample
Q4 How much do you agree with the following statements about your aspirations for the future?	% strongly agree				
I am motivated to do well in my studies (1)	% strongly agree	45.8%	6549	43.3%	420
I could get the grades I need for further study (2)	% strongly agree	25.2%	6526	23.4%	419
I could gain a place on a good course if I wanted to (3)	% strongly agree	27.1%	6522	28.2%	419
Q8 How likely are you to apply to higher education at age 18 or 19?	% top 3 (definitely apply, very likely, fairly likely)	66.9%	6135	68.5%	403
Q10 How likely are you to apply to do a higher education qualification in the future?	% top 3 (definitely apply, very likely, fairly likely)	21.0%	1986	31.5%	124
Q2a When you finish your current studies, what would you most like to do next? (Y11)	%				
Study at school or a sixth-form college (1)	%	29.3%	4475	37.8%	381
Study at a further education college (2)	%	29.7%	4475	32.8%	381
Get a full-time job (3)	%	7.1%	4475	2.4%	381
Get a part-time job (4)	%	3.4%	4475	1.6%	381
Begin an apprenticeship (5)	%	12.5%	4475	9.7%	381
Some other type of training (6)	%	0.7%	4475	0.0%	381
Other (7)	%	4.9%	4475	2.9%	381
Don't know (8)	%	12.4%	4475	12.9%	381
Q2b When you finish your current studies, what would you most like to do next? (Y13)	%				
Get a full-time job (3)	%	11.3%	2050	5.3%	38
Get a part-time job (4)	%	2.0%	2050	0.0%	38
Study at or stay in further education college (9)	%	4.4%	2050	2.6%	38
Study higher education at a further education college or other further education provider (10)	%	3.2%	2050	0.0%	38
Study at a local university or another higher education institution (11)	%	21.0%	2050	23.7%	38
Study away from home at university or another higher education institution (12)	%	31.5%	2050	34.2%	38
Get a job and study at the same time (13)	%	4.3%	2050	0.0%	38
Begin an apprenticeship (5)	%	5.3%	2050	10.5%	38
Begin a higher/degree apprenticeship (14)	%	4.8%	2050	10.5%	38
Some other type of training (6)	%	0.5%	2050	0.0%	38
Other (7)	%	2.8%	2050	0.0%	38
Don't know (8)	%	8.2%	2050	13.2%	38

Appendix B – Findings by School

St Wilfrid's Catholic High School - Barriers

St Wilfrid's Catholic High School & Sixth Form v GHWY Network Average (Overall, Baseline & Follow-up)

Question	Metric	GHWY Total	Sample	School	Sample
Q9 What is the main reason you might not go on to study further? %					
My current qualifications are enough (1)	%	4.7%	1977	1.6%	125
I have decided on a specific career (that does not require further study) (2)	%	13.8%	1977	12.8%	125
I want to work and earn money (3)	%	23.9%	1977	22.4%	125
The cost is too much (4)	%	6.7%	1977	7.2%	125
It depends on the grades I get (5)	%	15.5%	1977	20.8%	125
I do not have the necessary study skills (6)	%	1.2%	1977	0.0%	125
It does not appeal to me (7)	%	7.3%	1977	3.2%	125
I want to travel (8)	%	3.0%	1977	4.0%	125
I am still undecided (9)	%	16.1%	1977	19.2%	125
There is nowhere close enough to home (10)	%	0.7%	1977	0.8%	125
Other reason	%	7.1%	1977	8.0%	125
Q25 What would put you off applying to study a higher education qualification? %					
Potential costs (1)	%	52.0%	6121	58.7%	363
I might not get the grades (2)	%	53.8%	6121	51.8%	363
I'm worried I won't fit in (3)	%	22.1%	6121	15.2%	363
I wouldn't know what course to study (4)	%	25.8%	6121	25.9%	363
I don't know anyone else who has studied a higher education qualification (5)	%	14.3%	6121	11.8%	363
I have caring responsibilities at home (6)	%	5.1%	6121	1.9%	363
I have a disability (7)	%	3.4%	6121	5.0%	363
I don't know what to do in the future (8)	%	27.6%	6121	30.9%	363
I wouldn't have the support of my family (9)	%	4.4%	6121	3.6%	363
Other	%	8.5%	6121	7.7%	363
Q52 Please indicate how much you agree with the following statements. % agree/strongly					
My parents/carers talk to me about what I could do after school/college	% agree/strongly	75.1%	5273	80.6%	310
My parents/carers think going to university is a good idea	% agree/strongly	62.8%	5258	67.5%	308
My parents/carers give me helpful advice about my future	% agree/strongly	70.8%	5219	71.4%	304
My parents/carers think I should get a job as soon as I finish school/college	% agree/strongly	32.7%	5230	28.8%	306
What my parents/carers say makes a big difference to my decisions	% agree/strongly	45.9%	5223	46.9%	305

Appendix B – Findings by School

Wakefield College - Knowledge

Wakefield College vs Go Higher West Yorkshire Network Average

Question	Metric	GHWY Total	Sample	School	Sample
Q5 How much do you know about the following aspects of applying to higher education?					
	% A lot				
The courses that are available (1)	% A lot	20.2%	6481	20.1%	844
Different routes, such as: higher/degree apprenticeships, distance learning, and higher education in a further education setting (2)	% A lot	18.4%	6498	16.3%	845
How to apply through UCAS (3)	% A lot	18.0%	6505	26.7%	849
Where to find information about applying (4)	% A lot	19.7%	6488	22.8%	848
The qualifications and grades needed to get into the course you want (5)	% A lot	32.5%	6506	33.7%	848
Q6 How much do you know about the following aspects of higher education study?					
	% A lot				
What student life would be like (1)	% A lot	22.7%	6468	23.9%	840
How it leads to careers that you may be interested in (2)	% A lot	27.3%	6451	30.5%	837
The costs of study (3)	% A lot	27.8%	6455	26.1%	836
The financial support available (4)	% A lot	16.2%	6435	18.3%	836
The options about where to live whilst studying (5)	% A lot	20.6%	6450	18.6%	833
The support available (6)	% A lot	16.1%	6443	17.7%	837
Q30 How likely are you to speak with the following people in order to help you decide what to do after you finish your current studies?					
	% top 3 (fairly, very likely, already spoken to)				
Teacher at school (1)	% top 3 (fairly, very likely, already spoken to)	58.2%	5549	57.3%	716
Careers adviser at school (2)	% top 3 (fairly, very likely, already spoken to)	52.5%	5517	52.9%	712
Careers adviser outside school (e.g. National Careers Service) (3)	% top 3 (fairly, very likely, already spoken to)	28.1%	5493	31.5%	707
Staff at a college/university visit or open day (4)	% top 3 (fairly, very likely, already spoken to)	61.1%	5504	59.3%	708
Students at a college/university visit or open day (12)	% top 3 (fairly, very likely, already spoken to)	53.7%	5480	47.3%	710
Friends (5)	% top 3 (fairly, very likely, already spoken to)	71.1%	5507	65.9%	713
Enterprise adviser (6)	% top 3 (fairly, very likely, already spoken to)	28.2%	5445	29.7%	706
Family (7)	% top 3 (fairly, very likely, already spoken to)	81.3%	5492	78.4%	707
Someone in your community (e.g. an activity leader, religious leader, youth worker) (8)	% top 3 (fairly, very likely, already spoken to)	25.4%	5455	24.6%	706
Local employer (9)	% top 3 (fairly, very likely, already spoken to)	29.8%	5447	32.8%	701
Apprenticeship ambassador (10)	% top 3 (fairly, very likely, already spoken to)	30.0%	5431	30.1%	698
Other	% top 3 (fairly, very likely, already spoken to)	35.0%	2377	36.8%	304

Appendix B – Findings by School

Wakefield College - Attitudes

Wakefield College v GHWY Network Average (Overall, Baseline & Follow-up)

Question	Metric	GHWY Total	Sample	School	Sample
Q11 How much do you agree with the following statements about higher education?	% strongly agree				
It is for people like me (1)	% strongly agree	11.4%	6308	8.9%	818
I would fit in well with others (2)	% strongly agree	12.0%	6299	11.2%	812
I have the academic ability to succeed (3)	% strongly agree	16.0%	6285	13.0%	813
I could cope with the level of study required (4)	% strongly agree	11.8%	6287	10.7%	816
Q12 How much do you agree with the following statements about higher education?	% strongly agree				
It would broaden my horizons (1)	% strongly agree	21.0%	6136	21.4%	786
It would challenge me intellectually (2)	% strongly agree	28.4%	6126	28.8%	787
It would give me valuable life skills (3)	% strongly agree	29.6%	6119	30.3%	788
It would improve my social life (4)	% strongly agree	22.2%	6128	24.3%	790
It would enable me to earn more (5)	% strongly agree	30.7%	6129	28.6%	786
It would enable me to get a better job (6)	% strongly agree	39.5%	6128	36.2%	785
Q23 How much do you agree with the following statements?	% strongly agree				
I believe I could go to university when I leave school if I wanted to (1)	% strongly agree	22.2%	5914	21.2%	754
It is better to start an apprenticeship than go to university (2)	% strongly agree	8.4%	5877	10.4%	747
It is better to get a job than go to university (3)	% strongly agree	6.5%	5882	9.6%	749
All universities are the same (4)	% strongly agree	3.2%	5875	4.3%	749
Some universities are better than others (5)	% strongly agree	20.7%	5860	16.3%	747
Employers value some universities more than others (6)	% strongly agree	14.0%	5852	10.9%	744
My family values some universities more than others (7)	% strongly agree	8.0%	5846	4.7%	748
My school or college values some universities more than others (8)	% strongly agree	7.5%	5833	5.0%	744
All universities offer the same courses (9)	% strongly agree	2.6%	5827	2.1%	746
If you do not get good grades at Post 16 you can still get into university (10)	% strongly agree	4.5%	5814	3.0%	740
My family would like me to go to university (11)	% strongly agree	22.1%	5812	13.9%	746
I feel I have enough information to decide which higher education option would suit me best (higher/degree apprenticeship or degree) (12)	% strongly agree	12.0%	5804	12.2%	746

Appendix B – Findings by School

Wakefield College – Aspirations & Intentions

Wakefield College v GHWY Network Average (Overall, Baseline & Follow-up)

Question	Metric	GHWY Total	Sample	School	Sample
Q4 How much do you agree with the following statements about your aspirations for the future?	% strongly agree				
I am motivated to do well in my studies (1)	% strongly agree	45.8%	6549	55.7%	853
I could get the grades I need for further study (2)	% strongly agree	25.2%	6526	27.8%	845
I could gain a place on a good course if I wanted to (3)	% strongly agree	27.1%	6522	30.9%	848
Q8 How likely are you to apply to higher education at age 18 or 19?	% top 3 (definitely apply, very likely, fairly likely)	66.9%	6135	55.3%	769
Q10 How likely are you to apply to do a higher education qualification in the future?	% top 3 (definitely apply, very likely, fairly likely)	21.0%	1986	17.8%	337
Q2a When you finish your current studies, what would you most like to do next? (Y11)	%				
Study at school or a sixth-form college (1)	%	29.3%	4475	1.8%	393
Study at a further education college (2)	%	29.7%	4475	26.0%	393
Get a full-time job (3)	%	7.1%	4475	28.8%	393
Get a part-time job (4)	%	3.4%	4475	5.1%	393
Begin an apprenticeship (5)	%	12.5%	4475	13.5%	393
Some other type of training (6)	%	0.7%	4475	2.0%	393
Other (7)	%	4.9%	4475	7.6%	393
Don't know (8)	%	12.4%	4475	15.3%	393
Q2b When you finish your current studies, what would you most like to do next? (Y13)	%				
Get a full-time job (3)	%	11.3%	2050	22.6%	451
Get a part-time job (4)	%	2.0%	2050	4.0%	451
Study at or stay in further education college (9)	%	4.4%	2050	9.5%	451
Study higher education at a further education college or other further education provider (10)	%	3.2%	2050	6.2%	451
Study at a local university or another higher education institution (11)	%	21.0%	2050	16.6%	451
Study away from home at university or another higher education institution (12)	%	31.5%	2050	17.7%	451
Get a job and study at the same time (13)	%	4.3%	2050	3.3%	451
Begin an apprenticeship (5)	%	5.3%	2050	5.1%	451
Begin a higher/degree apprenticeship (14)	%	4.8%	2050	2.2%	451
Some other type of training (6)	%	0.5%	2050	0.9%	451
Other (7)	%	2.8%	2050	3.1%	451
Don't know (8)	%	8.2%	2050	8.0%	451

Appendix B – Findings by School

Wakefield College - Barriers

Wakefield College v GHWY Network Average (Overall, Baseline & Follow-up)

Question	Metric	GHWY Total	Sample	School	Sample
Q9 What is the main reason you might not go on to study further? %					
My current qualifications are enough (1)	%	4.7%	1977	6.9%	334
I have decided on a specific career (that does not require further study) (2)	%	13.8%	1977	10.8%	334
I want to work and earn money (3)	%	23.9%	1977	29.9%	334
The cost is too much (4)	%	6.7%	1977	9.0%	334
It depends on the grades I get (5)	%	15.5%	1977	11.1%	334
I do not have the necessary study skills (6)	%	1.2%	1977	1.5%	334
It does not appeal to me (7)	%	7.3%	1977	7.8%	334
I want to travel (8)	%	3.0%	1977	2.4%	334
I am still undecided (9)	%	16.1%	1977	15.0%	334
There is nowhere close enough to home (10)	%	0.7%	1977	0.9%	334
Other reason	%	7.1%	1977	4.8%	334
Q25 What would put you off applying to study a higher education qualification? %					
Potential costs (1)	%	52.0%	6121	55.4%	829
I might not get the grades (2)	%	53.8%	6121	51.7%	829
I'm worried I won't fit in (3)	%	22.1%	6121	20.9%	829
I wouldn't know what course to study (4)	%	25.8%	6121	19.1%	829
I don't know anyone else who has studied a higher education qualification (5)	%	14.3%	6121	13.5%	829
I have caring responsibilities at home (6)	%	5.1%	6121	5.4%	829
I have a disability (7)	%	3.4%	6121	5.7%	829
I don't know what to do in the future (8)	%	27.6%	6121	22.3%	829
I wouldn't have the support of my family (9)	%	4.4%	6121	4.9%	829
Other	%	8.5%	6121	8.0%	829
Q52 Please indicate how much you agree with the following statements. % agree/strongly					
My parents/carers talk to me about what I could do after school/college	% agree/strongly	75.1%	5273	72.7%	689
My parents/carers think going to university is a good idea	% agree/strongly	62.8%	5258	51.2%	682
My parents/carers give me helpful advice about my future	% agree/strongly	70.8%	5219	69.5%	676
My parents/carers think I should get a job as soon as I finish school/college	% agree/strongly	32.7%	5230	40.7%	680
What my parents/carers say makes a big difference to my decisions	% agree/strongly	45.9%	5223	40.4%	675



Go Higher West Yorkshire

Go Higher West Yorkshire is a group of universities and Further Education colleges from across West Yorkshire, who are working together to provide information and advice about choices young people face and opportunities available to them. Our main aim is to encourage students to enter Higher Education

University Centre
Bradford College

 UNIVERSITY of
BRADFORD

 UNIVERSITY
CENTRE
Calderdale College

University of
HUDDERSFIELD

 **KIRKLEES**
COLLEGE

 UNIVERSITY OF LEEDS

 LEEDS
ARTS
UNIVERSITY
1846

 **LEEDS**
BECKETT
UNIVERSITY

Leeds
College of
Building

 UNIVERSITY
CENTRE
at Leeds City College

 LEEDS COLLEGE
of MUSIC

 Leeds Trinity
University

universitycentre
at wakefield college

Cosmos specialise in Insight & Engagement.

Cosmos Insight provides sector leading insightful Research and Evaluation services. Cosmos Engagement deliver innovative outreach programmes. Both have defined our position as experts in Education and Social Care.

cosmosltd.uk



COSMOS
ENGAGEMENT
LTD.